



US00D807771S

(12) **United States Design Patent**  
**Michele**

(10) **Patent No.:** **US D807,771 S**  
(45) **Date of Patent:** **\*\* Jan. 16, 2018**

- (54) **DIAL**
- (71) Applicant: **LUXURY GOODS INTERNATIONAL (L.G.I.) SA,**  
Cortailod (CH)
- (72) Inventor: **Alessandro Michele,** Rome (IT)
- (73) Assignee: **LUXURY GOODS INTERNATIONAL (L.G.I.) SA,**  
Cortailod (CH)
- (\*\*) Term: **15 Years**
- (21) Appl. No.: **29/573,591**
- (22) Filed: **Aug. 8, 2016**
- (30) **Foreign Application Priority Data**  
Feb. 12, 2016 (CH) ..... 142107
- (51) **LOC (11) Cl.** ..... **10-07**
- (52) **U.S. Cl.**  
USPC ..... **D10/126**
- (58) **Field of Classification Search**  
USPC ..... D10/1-39, 122-132  
CPC ..... G04B 17/00; G04B 17/02; G04B 17/005;  
G04B 17/285; G04B 37/00; G04B 37/00;  
G04B 37/0058; G04B 45/00; G04B  
45/02; G04B 45/038; G04B 45/0069;  
G04B 45/0076; G04B 29/00  
See application file for complete search history.

- 3,307,346 A \* 3/1967 Klingenberg ..... G04B 37/02  
368/294
- D520,383 S \* 5/2006 Raffy ..... D10/32
- D554,005 S \* 10/2007 Laucella ..... D10/39
- D695,145 S \* 12/2013 De Belder ..... D10/126
- D722,901 S \* 2/2015 Cerrato ..... D10/126
- D729,077 S \* 5/2015 Kamilindi ..... D10/39
- D758,888 S \* 6/2016 Gu ..... D10/126
- D762,494 S \* 8/2016 Galli ..... D10/126
- D767,433 S \* 9/2016 Blotacker ..... D10/126

**OTHER PUBLICATIONS**

Helenarou.com, Hamilton 912 921 923 945 Guilloche Watch Dial, copyright date 2007, online product page, retrieved Jun. 12, 2017 from <URL:http://www.helenarou.com/hamilton-912-921-923-945-guilloch912921923945.html>.\*

Broer J., SIHH2010: Ralph Lauren Slim Calssique, Fratellowatches, blog post dated Jan. 18, 2010, retrieved Jun. 12, 2017 from <URL:https://www.fratellowatches.com/sihh2010-ralph-lauren-slim-classique/>.\*

\* cited by examiner

*Primary Examiner* — Sheryl Lane  
*Assistant Examiner* — Calvin E Vansant  
(74) *Attorney, Agent, or Firm* — Sughrue Mion, PLLC

(57) **CLAIM**

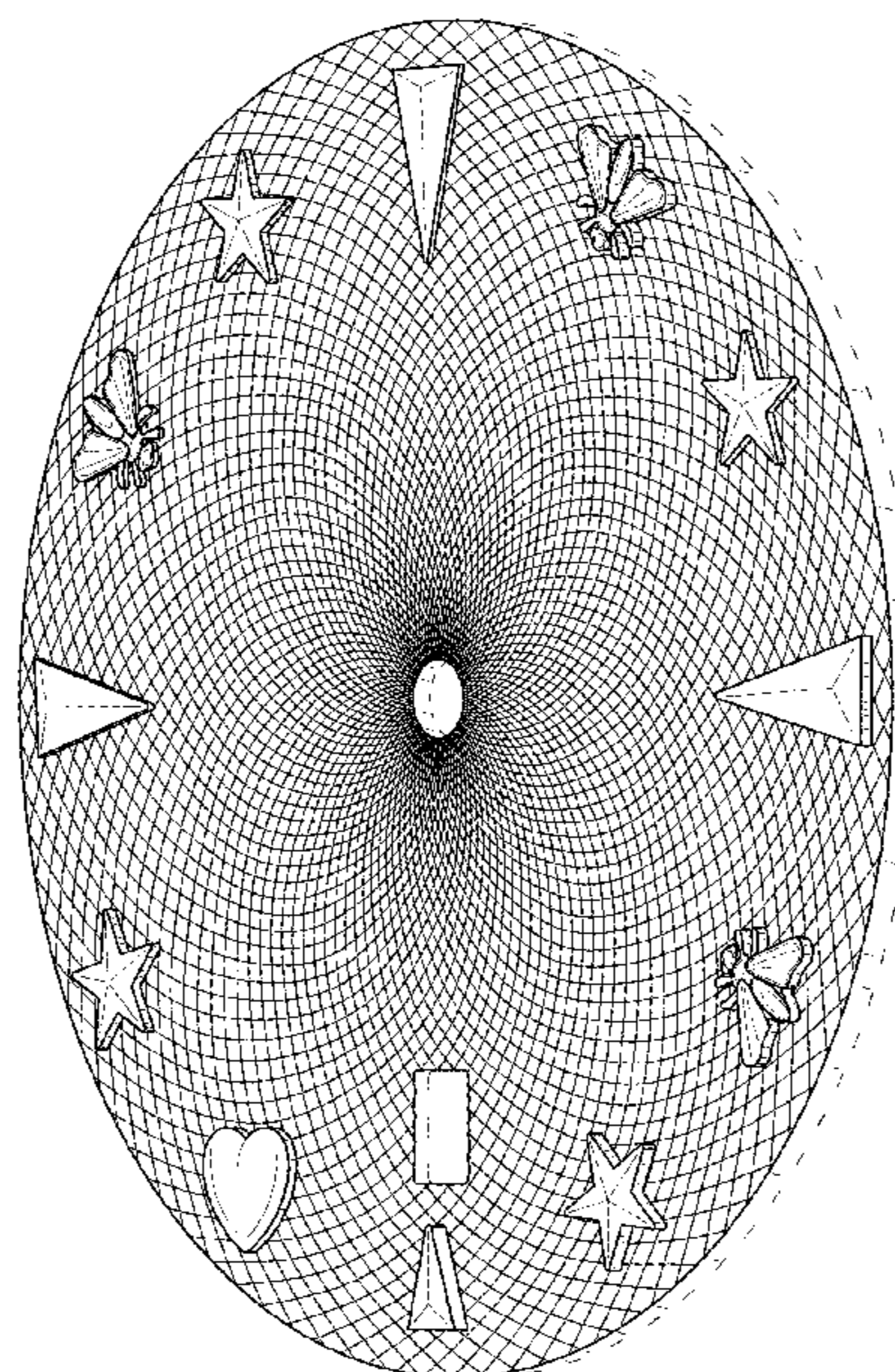
The ornamental design for a dial, as shown and described.

**DESCRIPTION**

FIG. 1 is a top, front and side perspective view of a dial showing my new design;  
FIG. 2 is a front elevational view thereof; and,  
FIG. 3 is a rear elevational view thereof.  
The broken lines depict portions of the dial and form no part of the claimed design.

**1 Claim, 3 Drawing Sheets**

- (56) **References Cited**  
U.S. PATENT DOCUMENTS  
D85,010 S \* 9/1931 Stephens ..... D10/1  
3,146,578 A \* 9/1964 Etienne ..... G04B 19/10  
116/334



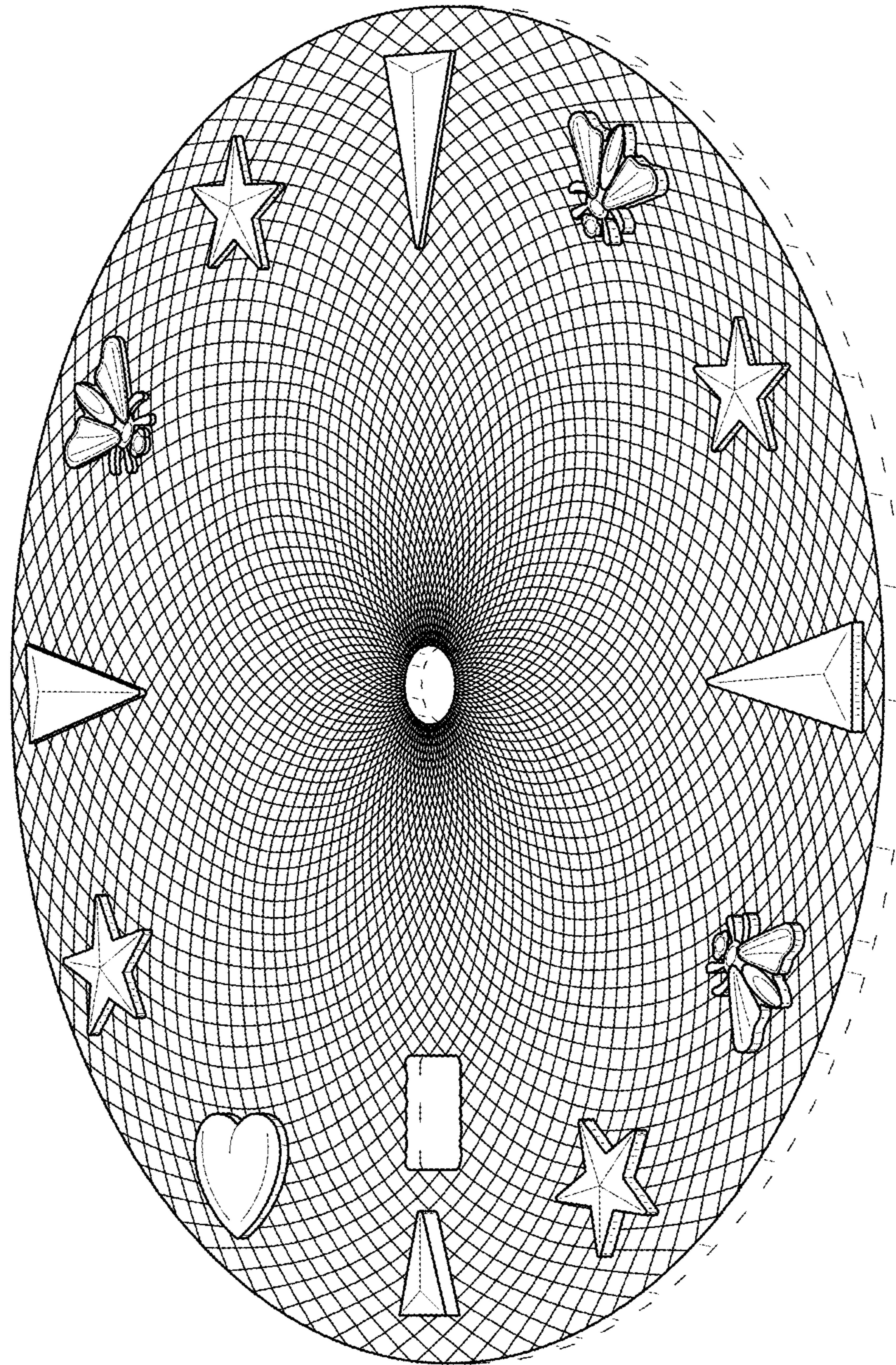


FIG. 1

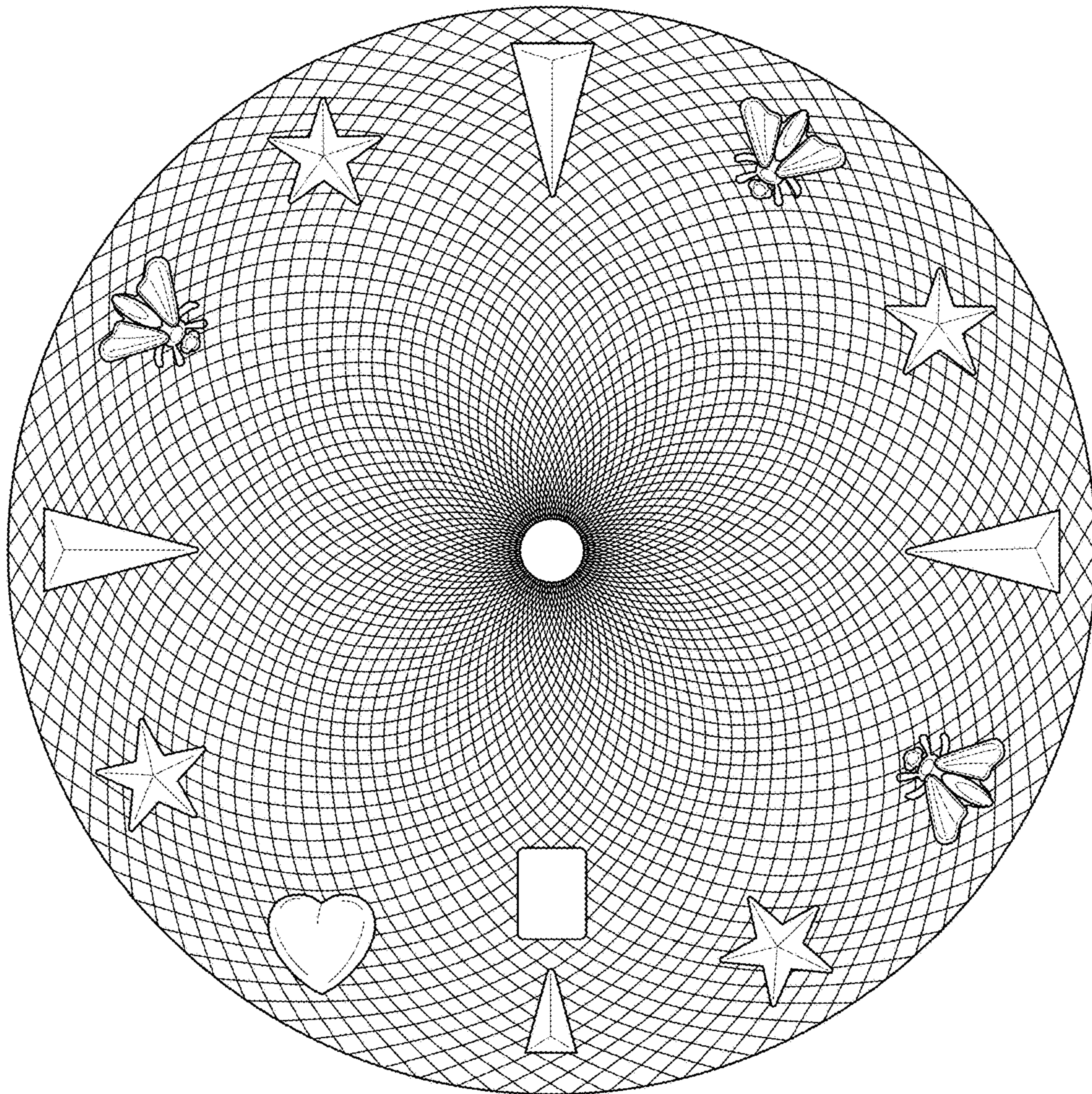


FIG. 2

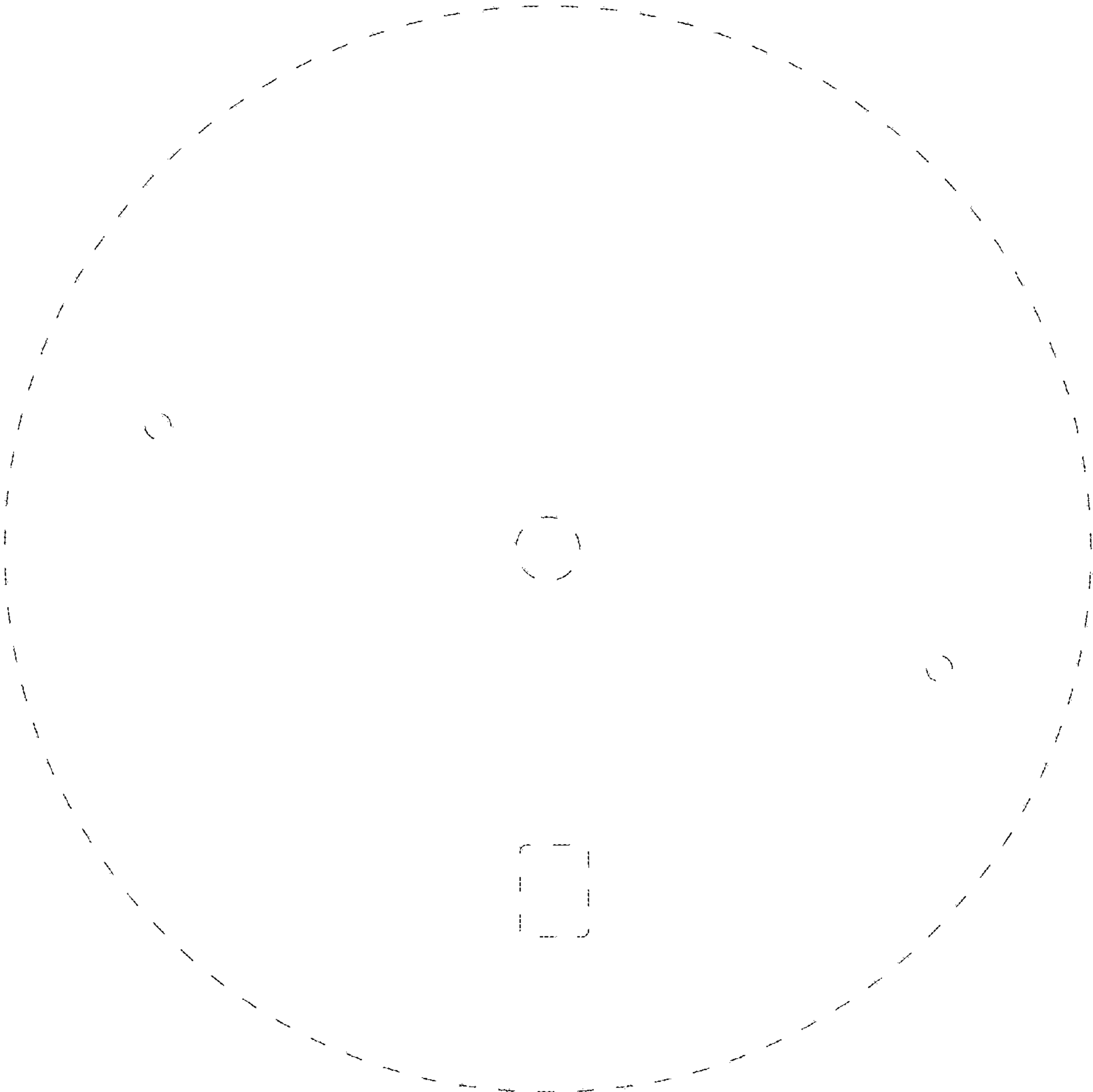


FIG. 3