



US00D807770S

(12) **United States Design Patent** (10) **Patent No.:** **US D807,770 S**
Antifora (45) **Date of Patent:** **** Jan. 16, 2018**

(54) **WATCH DIAL**
(71) Applicant: **Montblanc-Simplo GmbH**, Hamburg (DE)
(72) Inventor: **Valerie Antifora**, la Chaux-de-Fonds (CH)
(73) Assignee: **Montblanc-Simplo GmbH**, Hamburg (DE)

D660,727 S * 5/2012 Parmigiani D10/38
D677,187 S * 3/2013 Ruffieux D10/126
D708,072 S * 7/2014 Oes D10/32
D710,729 S * 8/2014 Delhotal D10/124
D732,985 S * 6/2015 Cerrato D10/39
D736,656 S * 8/2015 Ruffieux D10/126
D756,258 S * 5/2016 Ruffieux D10/126
D758,210 S * 6/2016 Guillaume D10/126
2012/0201103 A1 * 8/2012 Bakker G04F 7/08
368/71
2013/0148484 A1 * 6/2013 Jeanrenaud G04B 19/14
368/232

(**) Term: **15 Years**

FOREIGN PATENT DOCUMENTS

(21) Appl. No.: **29/547,124**

JP 5139863 B2 * 2/2013

(22) Filed: **Dec. 1, 2015**

* cited by examiner

(51) **LOC (11) Cl.** **10-07**

Primary Examiner — Sheryl Lane

(52) **U.S. Cl.**
USPC **D10/126**

Assistant Examiner — Samantha Wood

(58) **Field of Classification Search**
USPC D10/1-39, 40-45, 54, 122-132
CPC G04B 19/06; G04B 19/065; G04B 19/10;
G04B 19/12; G04B 19/24; G04B 19/26;
G04B 19/268
See application file for complete search history.

(74) *Attorney, Agent, or Firm* — Taft Stettinius & Hollister LLP

(57) **CLAIM**

The ornamental design for a watch dial, as shown and described.

(56) **References Cited**

DESCRIPTION

U.S. PATENT DOCUMENTS

D14,919 S * 3/1884 Perregaux D10/129
D339,751 S * 9/1993 Besson D10/129
D473,473 S * 4/2003 Wunderman D10/32
D508,653 S * 8/2005 Roden D10/32
D510,538 S * 10/2005 Baden D10/126
D531,064 S * 10/2006 Sengen D10/32
D559,131 S * 1/2008 Laucella D10/39
D579,371 S * 10/2008 Calvani D10/126
D579,792 S * 11/2008 Calvani D10/39
D616,782 S * 6/2010 Chastaingt D10/126

FIG. 1 is a front elevational view of a watch dial showing my new design.

FIG. 2 is a back elevational view thereof.

FIG. 3 is a top plan view thereof.

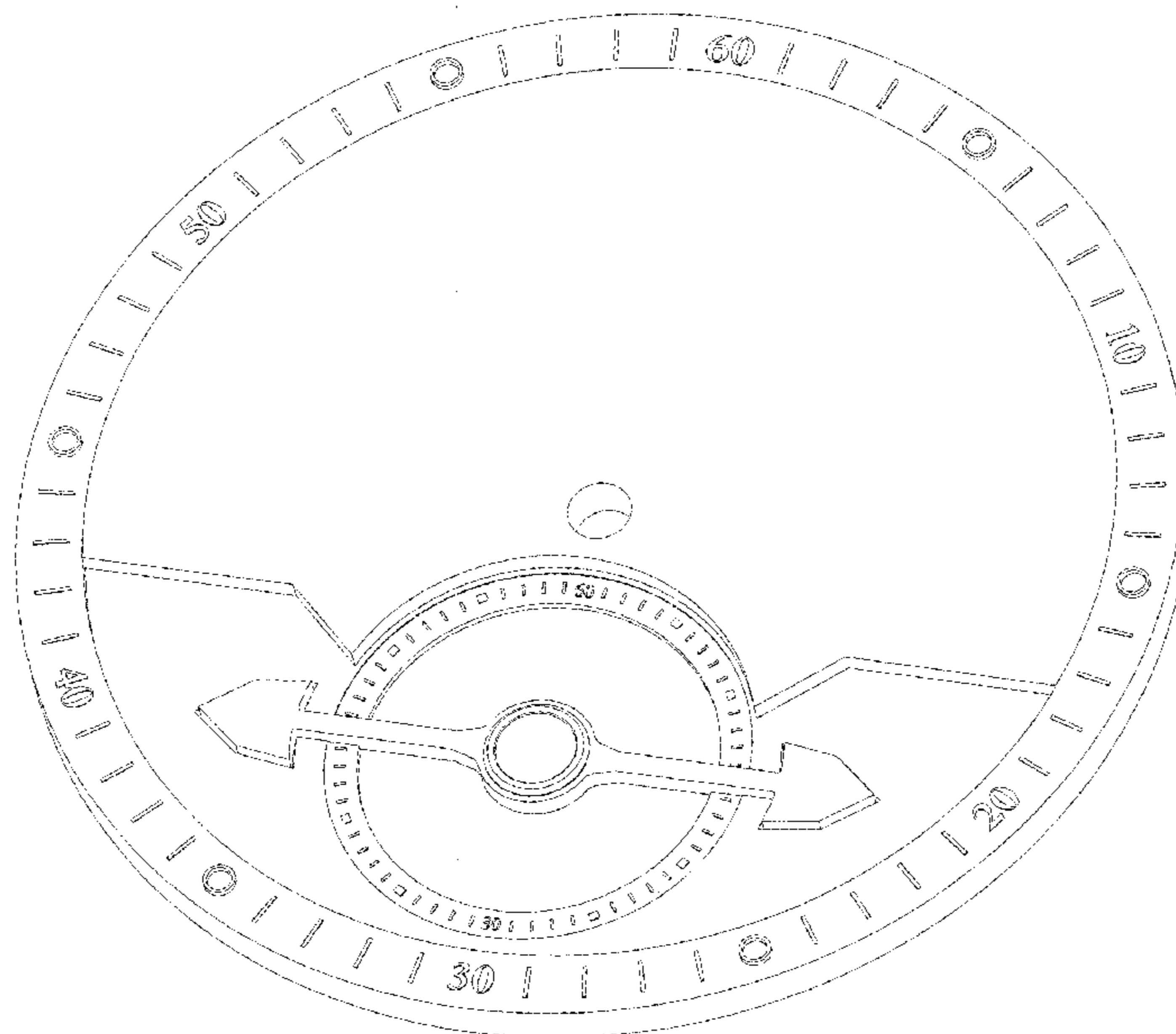
FIG. 4 is a bottom plan view thereof.

FIG. 5 is a left side elevational view thereof.

FIG. 6 is a right side elevational view thereof; and,

FIG. 7 is a front, right perspective view thereof.

1 Claim, 7 Drawing Sheets






Fig.1




Fig. 2



Fig. 3




Fig. 4




Fig. 5



Fig. 6

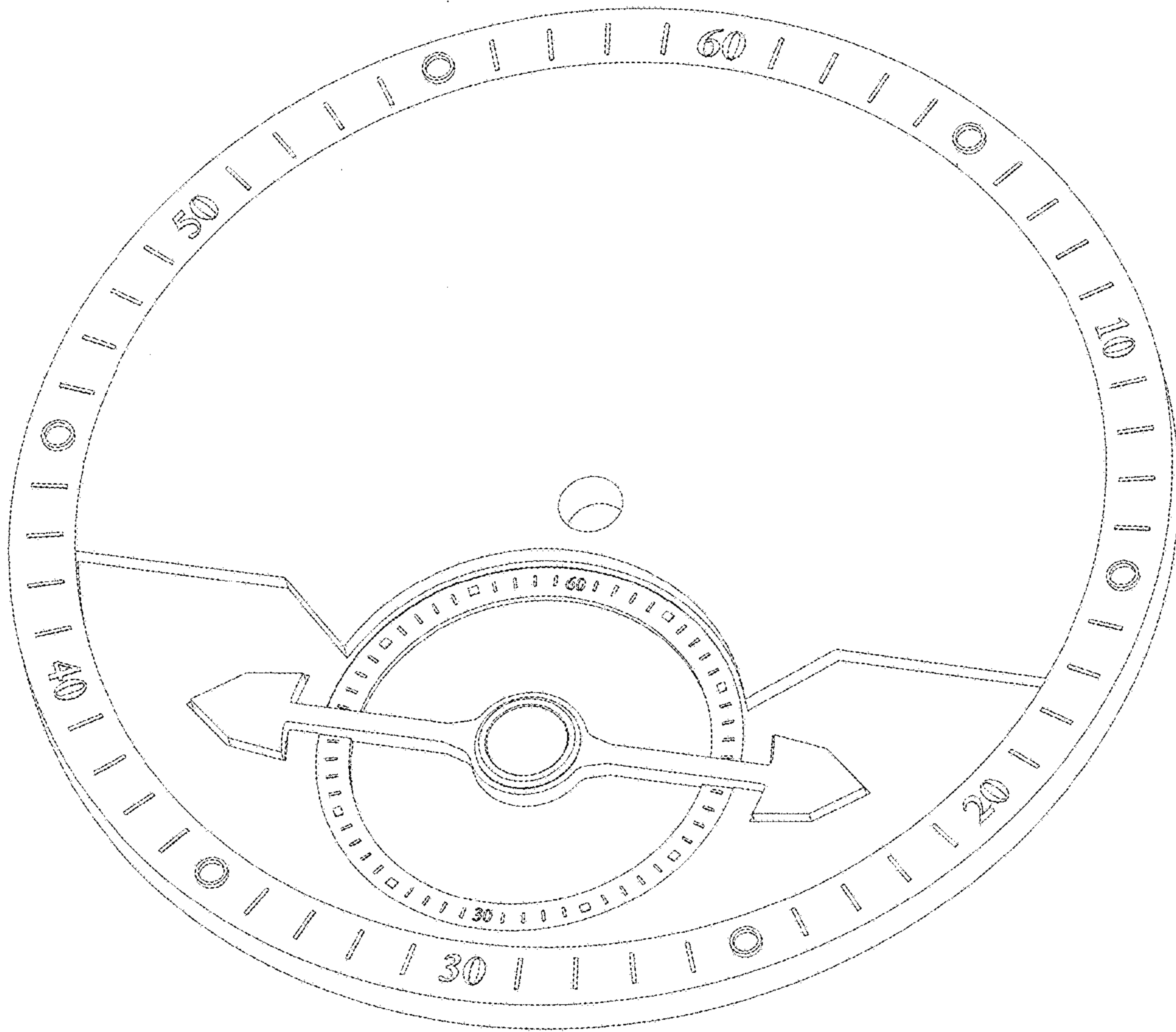


Fig. 7