



US00D807764S

(12) **United States Design Patent**
Shallcross

(10) **Patent No.:** **US D807,764 S**
(45) **Date of Patent:** **** Jan. 16, 2018**

(54) **NPT/UN THREAD IDENTIFICATION KIT**

DESCRIPTION

(71) Applicant: **Richard Scott Shallcross**, Arlington, TX (US)
(72) Inventor: **Richard Scott Shallcross**, Arlington, TX (US)
(**) Term: **15 Years**
(21) Appl. No.: **29/575,850**
(22) Filed: **Aug. 30, 2016**
(51) **LOC (11) Cl.** **10-04**
(52) **U.S. Cl.**
USPC **D10/65**
(58) **Field of Classification Search**
USPC D10/65
CPC B25H 3/00; B25H 3/003; B25H 3/006; B25H 3/02; B25H 3/021; B25H 3/022; B25H 3/023; B25H 3/025; B25H 3/026; B25H 3/027; B25H 3/028; B25H 3/04; B25H 3/06; G01B 3/38; G01B 3/40; G01B 3/42; G01B 3/44; G01B 3/46; G01B 3/48
See application file for complete search history.

FIG. 1 is a front view of the open NPT/UN thread identification kit;
FIG. 2 is an orthogonal view of the closed kit;
FIG. 3 is a front orthogonal view of the interior lid of the kit;
FIG. 4 is a front orthogonal view of the interior base of the kit without gauges;
FIG. 5 is a front orthogonal view of the interior base of the kit with gauges;
FIG. 6 is an orthogonal view of a NPTF/NPSM 1/8-27 gauge;
FIG. 7 is an orthogonal view of a NPTF/NPSM 1/4-18 gauge;
FIG. 8 is an orthogonal view of a UNF 7/16-20 gauge;
FIG. 9 is an orthogonal view of a NPTF/NPSM 3/8-18 gauge;
FIG. 10 is an orthogonal view of a NPTF/NPSM 1/2-14 gauge;
FIG. 11 is an orthogonal view of a NPTF/NPSM 3/4-14 gauge;
FIG. 12 is an orthogonal view of a NPTF/NPSM 2-11.5 gauge;
FIG. 13 is an orthogonal view of a UNF 5/16-24 gauge;
FIG. 14 is an orthogonal view of a UN 5/16-28 gauge;
FIG. 15 is an orthogonal view of a UNF 3/8-24 gauge;
FIG. 16 is an orthogonal view of a UNS 7/16-24 gauge;
FIG. 17 is an orthogonal view of a UNF 1/2-20 gauge;
FIG. 18 is an orthogonal view of a UNF 9/16-18 gauge;
FIG. 19 is an orthogonal view of a UNEF 9/16-24 gauge;
FIG. 20 is an orthogonal view of a UNS 3/4-18 gauge;
FIG. 21 is an orthogonal view of a UNF 3/4-16 gauge;
FIG. 22 is an orthogonal view of a UN 1 1/16-20 gauge;
FIG. 23 is an orthogonal view of a UN 1 1/16-18 gauge;
FIG. 24 is an orthogonal view of a UN 1 1/16-16 gauge;
FIG. 25 is an orthogonal view of a UN 5/8-24 gauge;
FIG. 26 is an orthogonal view of a UNF 5/8-18 gauge;
FIG. 27 is an orthogonal view of a UN 1 3/16-16 gauge;
FIG. 28 is an orthogonal view of a UNS 1 3/16-18 gauge;
FIG. 29 is an orthogonal view of a UNF 7/8-14 gauge;
FIG. 30 is an orthogonal view of a UNS 7/8-18 gauge;
FIG. 31 is an orthogonal view of a UNS 1-14 gauge;
FIG. 32 is an orthogonal view of a UNS 1-18 gauge;
FIG. 33 is an orthogonal view of a UNEF 1 1/4-18 gauge;
FIG. 34 is an orthogonal view of a UN 1-1 3/16-16 gauge;
FIG. 35 is an orthogonal view of a UN 1-3/16-12 gauge;
FIG. 36 is an orthogonal view of a UN 1-1/16-16 gauge;

(56) **References Cited**

U.S. PATENT DOCUMENTS

3,012,658 A * 12/1961 Flora B25H 3/02 312/240
3,583,556 A * 6/1971 Wagner A47B 81/00 206/373
5,048,700 A * 9/1991 Feder B07C 7/02 211/70.6
D718,159 S * 11/2014 Shallcross D10/64
D747,986 S * 1/2016 Martinette, Jr. D10/64

Primary Examiner — Antoine Duval Davis
(74) *Attorney, Agent, or Firm* — Warren V. Norred; Norred Law, PLLC

(57) **CLAIM**

I claim the ornamental design for a NPT/UN thread identification kit, as defined and shown in the accompanying drawings.

(Continued)

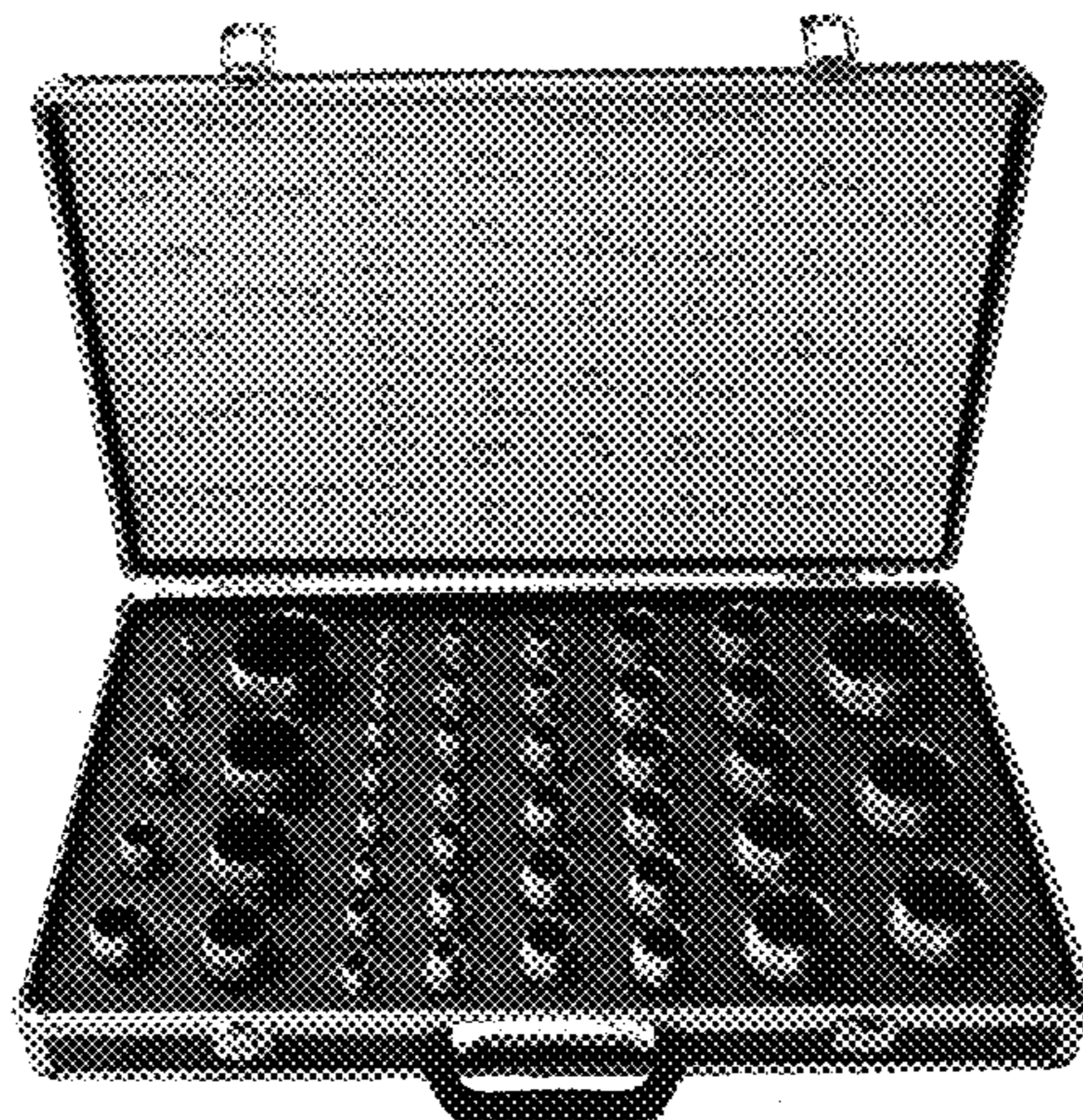


FIG. 37 is an orthogonal view of a UNS 1- $\frac{1}{16}$ -14 gauge;
FIG. 38 is an orthogonal view of a UN 1- $\frac{1}{16}$ -12 gauge;
FIG. 39 is an orthogonal view of a UN 1- $\frac{5}{16}$ -12 gauge;
FIG. 40 is an orthogonal view of a UN 1- $\frac{5}{16}$ -16 gauge;
FIG. 41 is an orthogonal view of a UN 1- $\frac{7}{16}$ -12 gauge;
FIG. 42 is an orthogonal view of a UN 1- $\frac{5}{8}$ -12 gauge;
FIG. 43 is an orthogonal view of a UN 1- $\frac{11}{16}$ -12 gauge;
FIG. 44 is an orthogonal view of a UN 2 $\frac{1}{2}$ -12 gauge;
FIG. 45 is an orthogonal view of a UN 2-12 gauge;
FIG. 46 is an orthogonal view of a UN 1 $\frac{7}{8}$ -12 gauge.
FIG. 47 is an orthogonal view of a UNS $\frac{1}{2}$ -24 gauge;
FIG. 48 is an orthogonal view of a NPTF/NPSM 1.5-11.5
gauge;
FIG. 49 is an orthogonal view of a NPTF/NPSM 1.25-11.5
gauge; and,
FIG. 50 is an orthogonal view of a NPTF/NPSM 1-11.5
gauge.

1 Claim, 50 Drawing Sheets

FIGURE 1



FIGURE 2



FIGURE 3

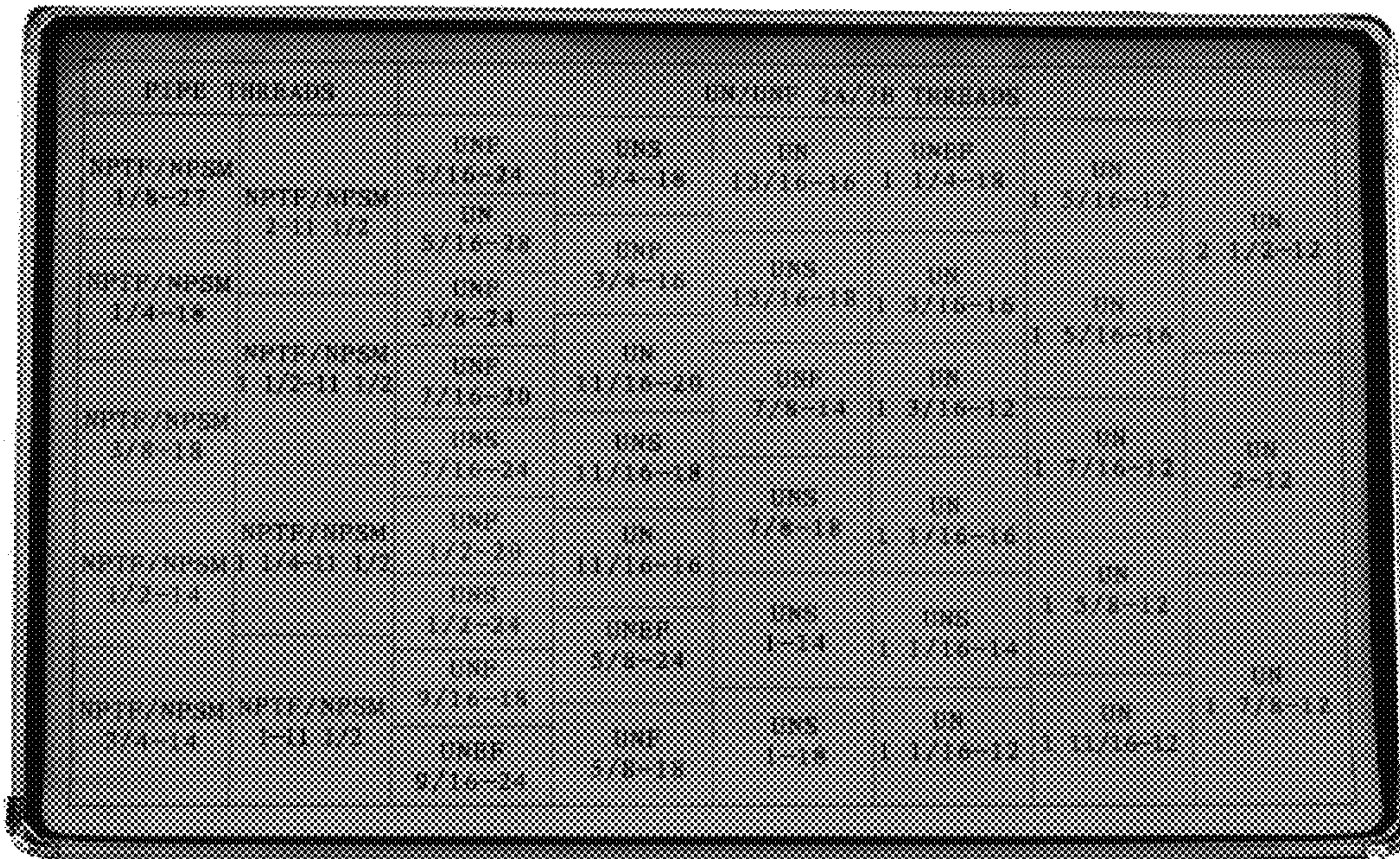


FIGURE 4




FIGURE 5




FIGURE 6



FIGURE 7



FIGURE 8




FIGURE 9



FIGURE 10



FIGURE 11



FIGURE 12



FIGURE 13




FIGURE 14



FIGURE 15



FIGURE 16



FIGURE 17



FIGURE 18



FIGURE 19



FIGURE 20



FIGURE 21



FIGURE 22



FIGURE 23



FIGURE 24



FIGURE 25



FIGURE 26



FIGURE 27



FIGURE 28



FIGURE 29



FIGURE 30



FIGURE 31



FIGURE 32



FIGURE 33



FIGURE 34



FIGURE 35



FIGURE 36



FIGURE 37



FIGURE 38



FIGURE 39



FIGURE 40



FIGURE 41



FIGURE 42



FIGURE 43



FIGURE 44



FIGURE 45



FIGURE 46



FIGURE 47



FIGURE 48



FIGURE 49



FIGURE 50

