



US00D807763S

(12) **United States Design Patent** (10) **Patent No.:** **US D807,763 S**  
**Jacoby et al.** (45) **Date of Patent:** **\*\* \*Jan. 16, 2018**

(54) **CONTROL DEVICE**

(56) **References Cited**

(71) Applicant: **Lutron Electronics Co., Inc.**,  
Coopersburg, PA (US)  
(72) Inventors: **Elliot G. Jacoby**, Glenside, PA (US);  
**Jason C. Killo**, Emmaus, PA (US);  
**Brad Michael Kreschollek**, Bethlehem,  
PA (US)

U.S. PATENT DOCUMENTS

4,316,256 A 2/1982 Hendricks et al.  
4,780,573 A 10/1988 Own  
D309,268 S 7/1990 Wada et al.  
D310,340 S 9/1990 Wada et al.  
D364,350 S 11/1995 Pasquarette et al.  
D364,573 S 11/1995 Pearsall  
6,260,765 B1 7/2001 Natale et al.  
D453,742 S 2/2002 Butler et al.  
D466,090 S 11/2002 Bennett et al.  
D547,273 S 7/2007 Mierta et al.  
D549,710 S 8/2007 Hyneczek et al.

(73) Assignee: **Lutron Electronics Co., Inc.**,  
Coopersburg, PA (US)

(\* ) Notice: This patent is subject to a terminal dis-  
claimer.

(Continued)

(\*\*) Term: **15 Years**

OTHER PUBLICATIONS

BTicino Spa, Matix Brochure, May 2009, 16 pages.

(21) Appl. No.: **29/578,733**

(Continued)

(22) Filed: **Sep. 23, 2016**

*Primary Examiner* — Antoine D Davis

*Assistant Examiner* — Selina Sikder

(74) *Attorney, Agent, or Firm* — Saidman DesignLaw  
Group, LLC

**Related U.S. Application Data**

(63) Continuation of application No. 29/515,922, filed on  
Jan. 28, 2015, now Pat. No. Des. 769,829.

(51) **LOC (11) Cl.** ..... **10-04**

(52) **U.S. Cl.**  
USPC ..... **D10/50**; D13/162.1; D13/164

(58) **Field of Classification Search**  
USPC ..... D13/162, 164; D10/49, 50  
CPC . F23N 5/20; F23N 5/203; F23N 5/206; F23N  
2025/12; F23N 2041/02; F24F 11/00;  
F24F 11/001; F24F 11/0009; F24F  
11/0012; F24F 2011/0057; F24F  
2011/0073; F24F 2011/0091; H05B  
37/02; H05B 37/0245; H01H 9/02; H01H  
9/16; H01H 9/161; H01H 9/165; H01H  
9/181; H01H 9/182; H01H 2009/187;  
G05D 23/1917

See application file for complete search history.

(57) **CLAIM**

We claim the ornamental design for a control device, as  
shown and described.

**DESCRIPTION**

FIG. 1 is a perspective view of a control device showing our  
new design.

FIG. 2 is a front view thereof.

FIG. 3 a left side view thereof.

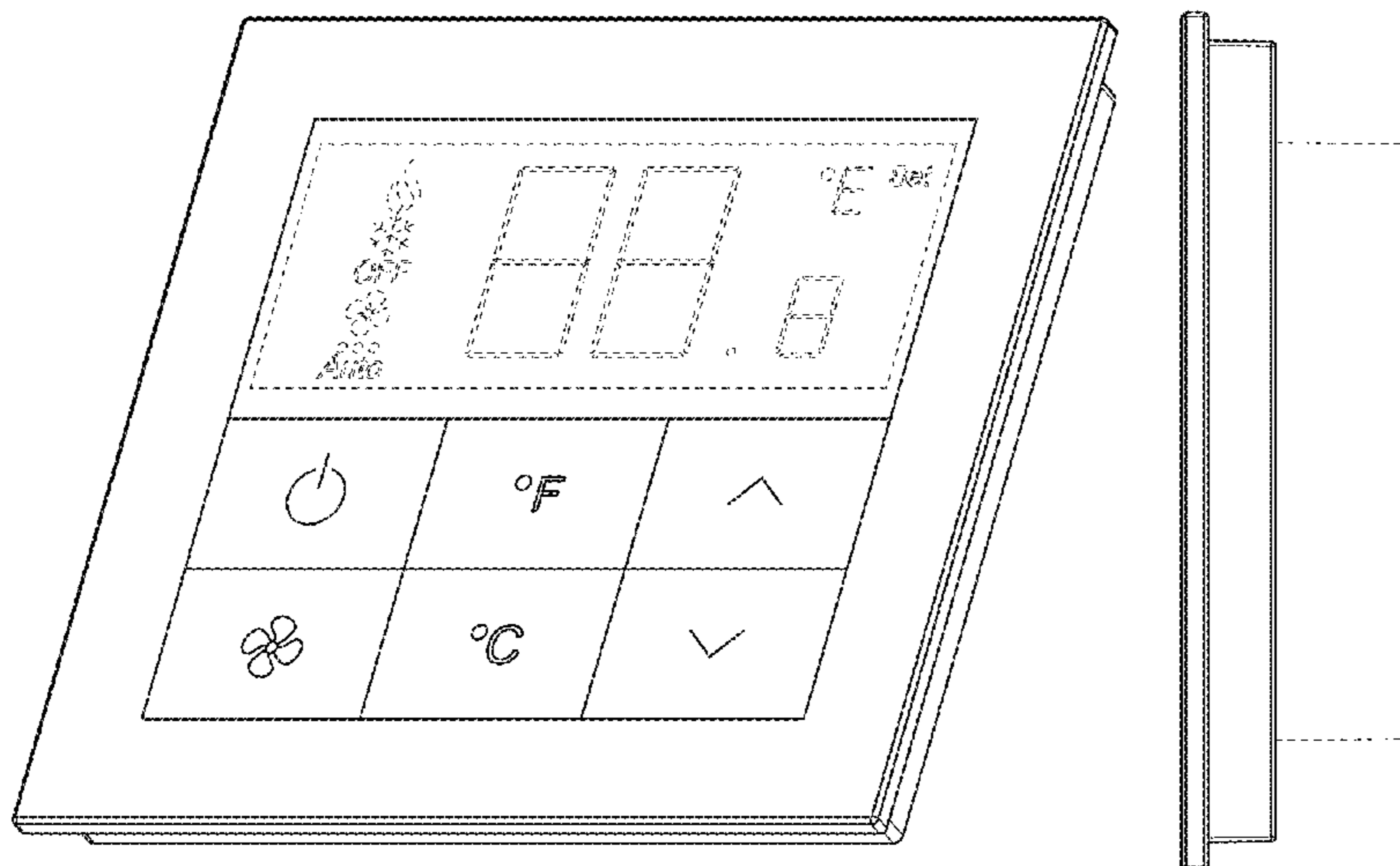
FIG. 4 is a right side view thereof.

FIG. 5 is a top view thereof; and,

FIG. 6 is a bottom view thereof.

The rear views forms no part of the design and is omitted.  
The portions of the drawings appearing in broken lines are  
for environment only and do not form part of the claimed  
design.

**1 Claim, 4 Drawing Sheets**



(56)

**References Cited**

U.S. PATENT DOCUMENTS

D588,035 S 3/2009 Schmalz et al.  
 7,566,996 B2 7/2009 Altonen et al.  
 D633,448 S 3/2011 Biery et al.  
 D649,123 S 11/2011 Jacoby et al.  
 D649,124 S 11/2011 Jacoby et al.  
 D649,520 S 11/2011 Jacoby et al.  
 8,525,372 B2 9/2013 Huang  
 D706,729 S 6/2014 Joshi et al.  
 D706,731 S 6/2014 Altonen et al.  
 D706,732 S 6/2014 Altonen et al.  
 D707,186 S 6/2014 Sloan  
 D707,191 S 6/2014 Altonen et al.  
 D714,234 S 9/2014 Altonen et al.  
 D717,742 S 11/2014 Larkin et al.  
 D720,306 S 12/2014 Altonen et al.  
 8,978,994 B2 3/2015 Moore et al.  
 D734,277 S 7/2015 Jacoby et al.  
 D737,154 S 8/2015 Jacoby et al.  
 9,119,240 B2 8/2015 Nagazoe  
 9,124,130 B2 9/2015 Altonen et al.  
 9,157,647 B2 10/2015 Leen et al.  
 9,167,666 B1 10/2015 Billheimer et al.

D750,981 S \* 3/2016 Jacoby ..... D10/50  
 D775,975 S \* 1/2017 Jacoby ..... D10/50  
 D775,976 S \* 1/2017 Jacoby ..... D10/50  
 D784,168 S \* 4/2017 Jacoby ..... D10/50  
 2011/0253516 A1 10/2011 Figueroa et al.  
 2012/0091213 A1 4/2012 Altonen et al.  
 2013/0285472 A1 10/2013 Bull  
 2014/0268630 A1 9/2014 Samuels  
 2015/0076991 A1 3/2015 Yamamoto et al.  
 2015/0316285 A1 11/2015 Clifton et al.

OTHER PUBLICATIONS

Dynalite Intelligent Light Pty Ltd., Light News, Aug. 2005, 8 pages, issue 2.  
 Design U.S. Appl. No. 29/502,412, filed Sep. 16, 2014. (Unpublished).  
 Design U.S. Appl. No. 29/515,919, filed Jan. 28, 2015. (Unpublished).  
 Design U.S. Appl. No. 29/515,921, filed Jan. 28, 2015. (Unpublished).  
 Design U.S. Appl. No. 29/515,924, filed Jan. 28, 2015. (Unpublished).

\* cited by examiner

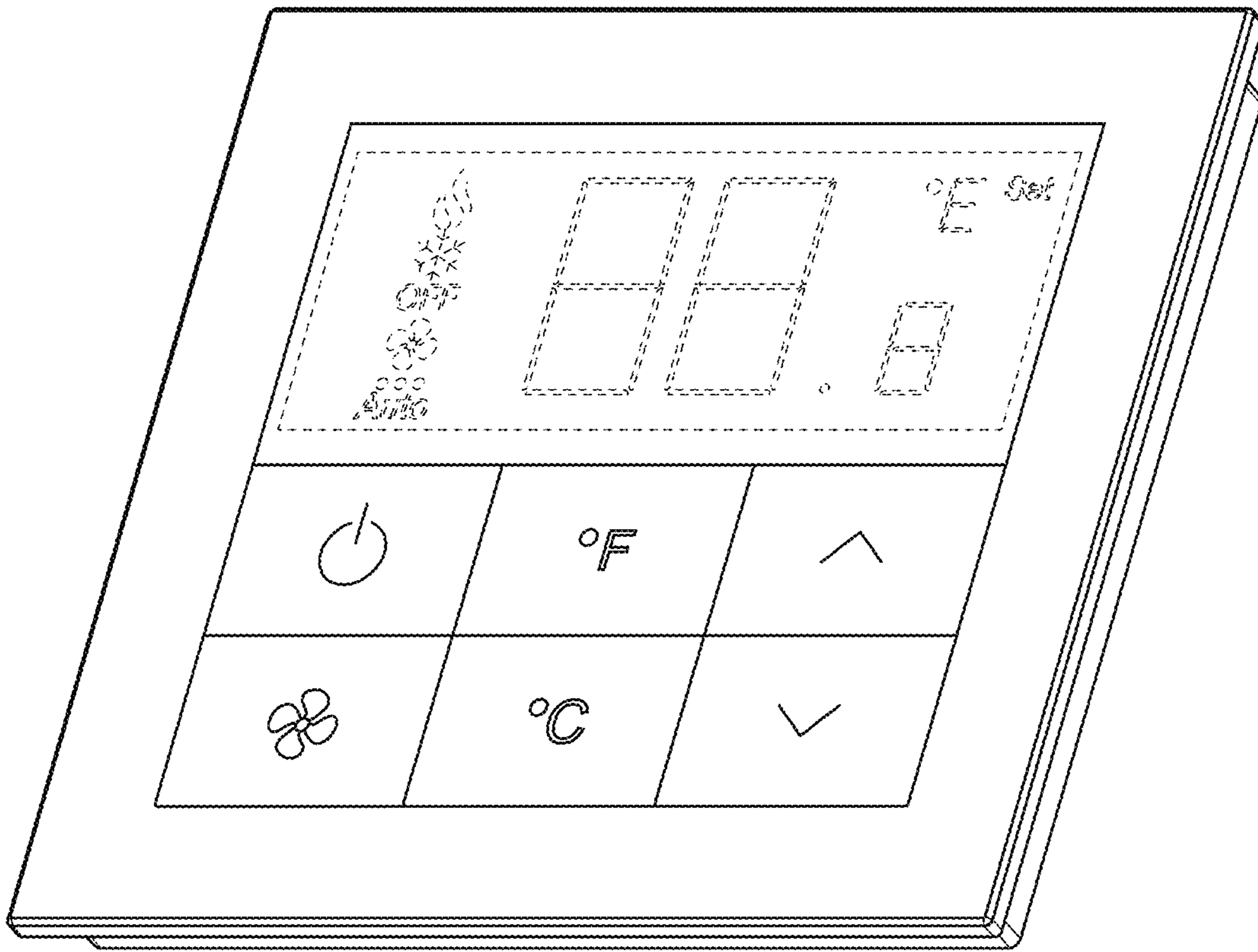


FIG. 1

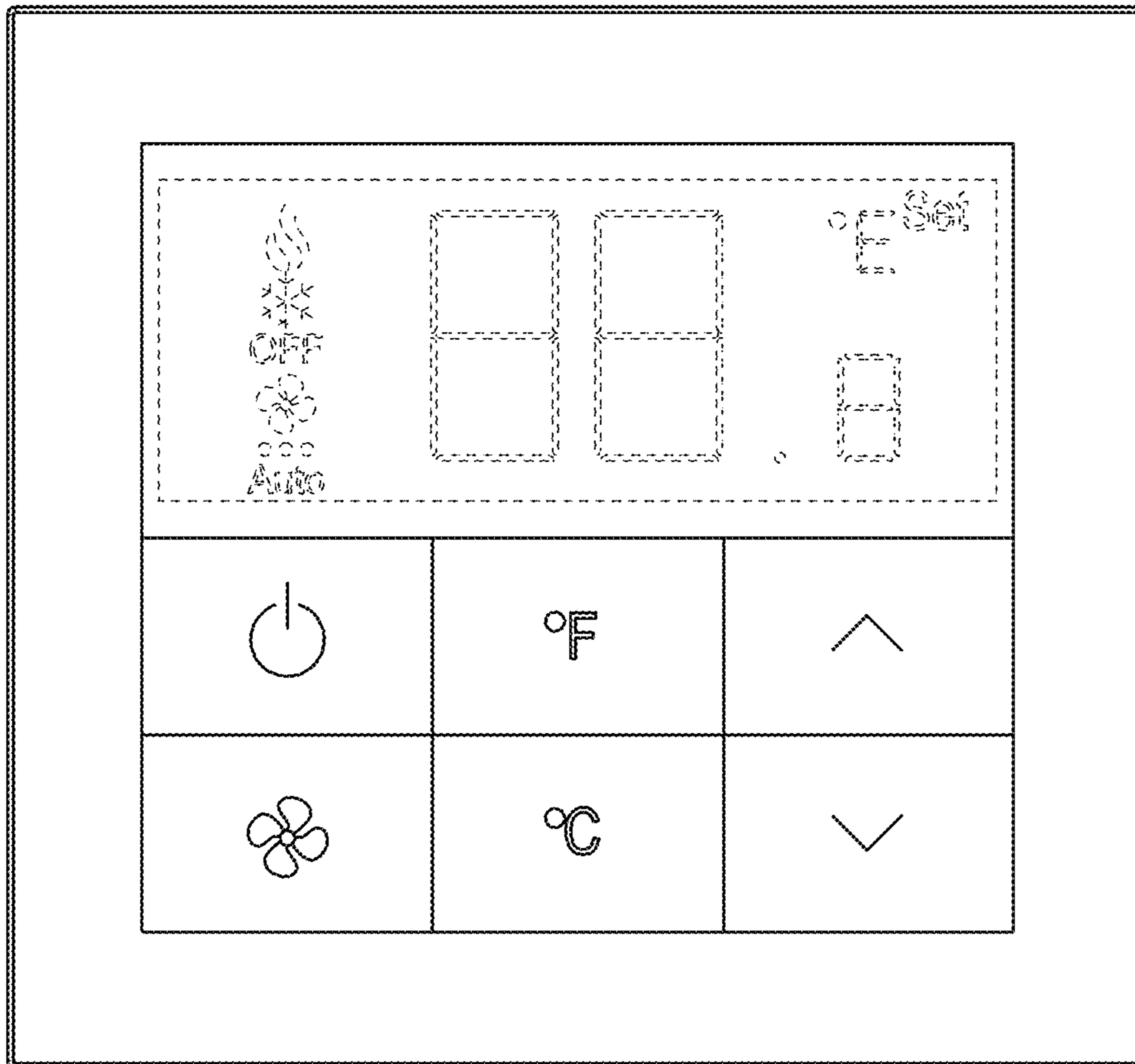


FIG. 2




FIG. 3




FIG. 4

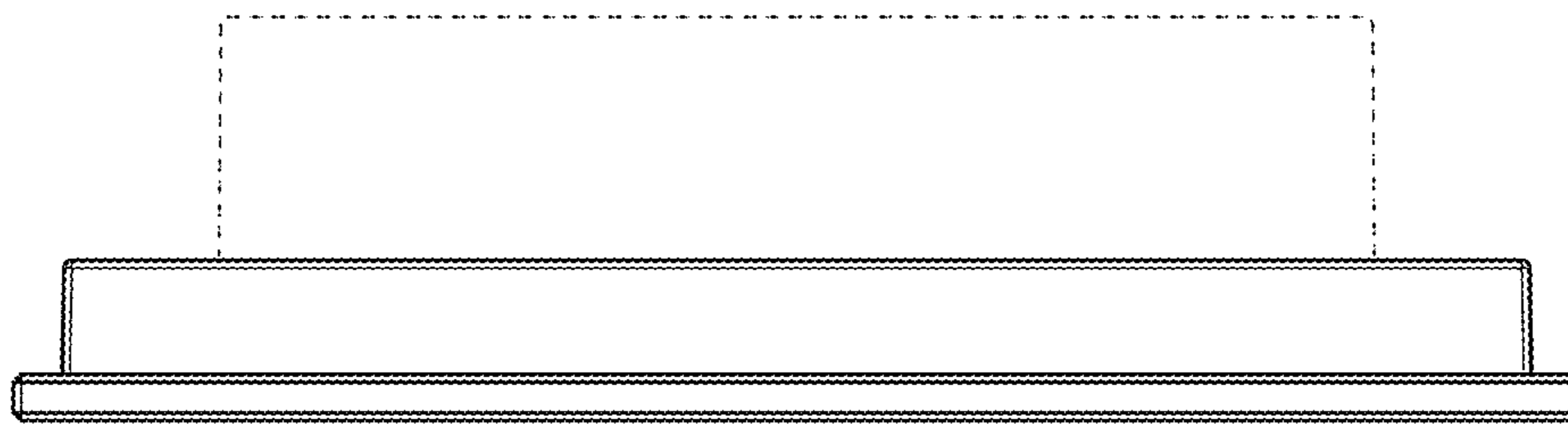


FIG. 5

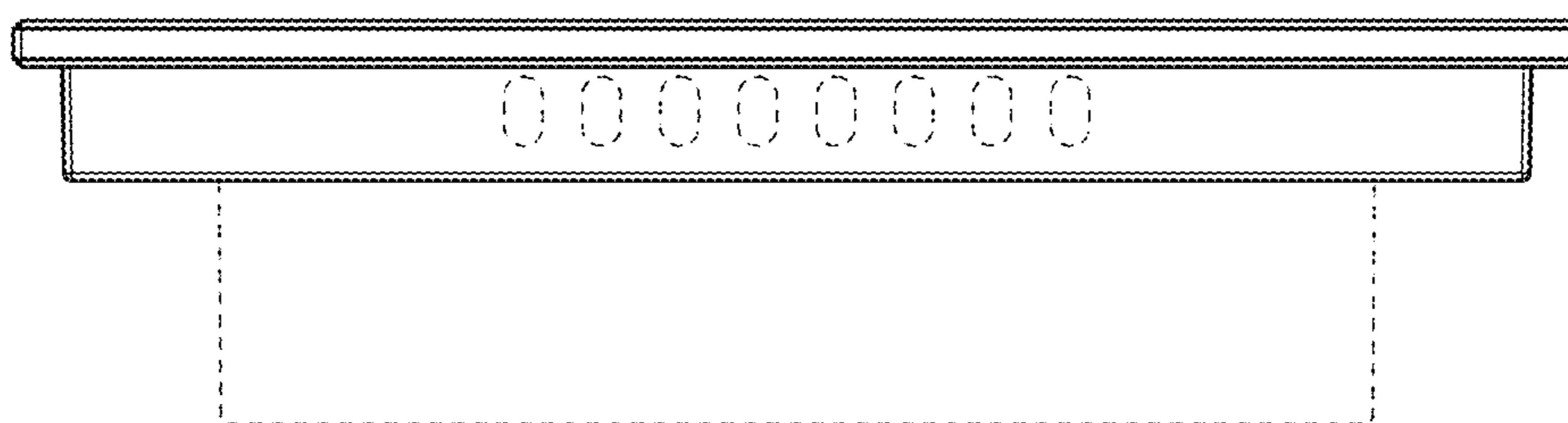


FIG. 6