



US00D807760S

(12) **United States Design Patent** (10) **Patent No.:** **US D807,760 S**  
**Fetisenkov** (45) **Date of Patent:** **\*\* Jan. 16, 2018**

(54) **TUBE**

(71) Applicant: **Valentin Vladimirovich Fetisenkov**,  
Podolsk (RU)

(72) Inventor: **Valentin Vladimirovich Fetisenkov**,  
Podolsk (RU)

(\*\*) Term: **15 Years**

(21) Appl. No.: **29/582,509**

(22) Filed: **Oct. 28, 2016**

(51) **LOC (11) Cl.** ..... **09-05**

(52) **U.S. Cl.**  
USPC ..... **D9/707**

(58) **Field of Classification Search**  
USPC ..... D9/702-714, 720-722, 414, 434-435,  
D9/696, 716, 771, 447, 516-517,  
D9/738-747, 544, 520-521, 430;  
D24/118, 207, 108; 383/6, 9, 22, 96,  
383/61.1, 80-81, 104, 901, 63, 203, 107,  
383/119-120, 123, 61.2, 44; 220/675,  
220/495.03; 215/381-385, 400, 328, 316;  
206/484; D3/202; 428/34.3; 222/92,  
222/215, 95, 107; 604/408, 403, 415  
CPC ..... B65D 41/00; B65D 41/02; B65D 41/04;  
B65D 41/26; B65D 41/34; B65D 41/12;  
B65D 23/00; B65D 35/00; B65D 35/02;  
B65D 35/08; B65D 35/28; A61J 1/10;  
A61J 1/2089; A61J 1/201; A61J 1/2096

See application file for complete search history.

(56) **References Cited**

U.S. PATENT DOCUMENTS

D598,299 S	8/2009	Isogai et al.	
D724,443 S	3/2015	Sharpe et al.	
D735,584 S	8/2015	Berlepsch et al.	
D744,352 S	12/2015	Quarles	
D744,853 S	* 12/2015	Murray	D9/707
D781,717 S	* 3/2017	Murray	D9/696

FOREIGN PATENT DOCUMENTS

EM 003179639-0001 S 8/2016

\* cited by examiner

*Primary Examiner* — Abraham Bahta


(57) **CLAIM**

I claim the ornamental design for a tube, as shown and described.

**DESCRIPTION**

FIG. 1 is a perspective view of the tube showing my new design;  
FIG. 2 is a front view thereof, the rear view being a mirror image thereof;  
FIG. 3. is a side view thereof;  
FIG. 4. is a top view thereof; and,  
FIG. 5. is a bottom view thereof.  
Inner horizontal lines at the upper and bottom ends of the tube show the sealed portion of the claimed design.  
The shade lines present on the perspective and front views show that the container portion is rounded and protuberant in contrast to the flat sealed portion.

**1 Claim, 4 Drawing Sheets**






FIG. 1




FIG. 2




FIG. 3

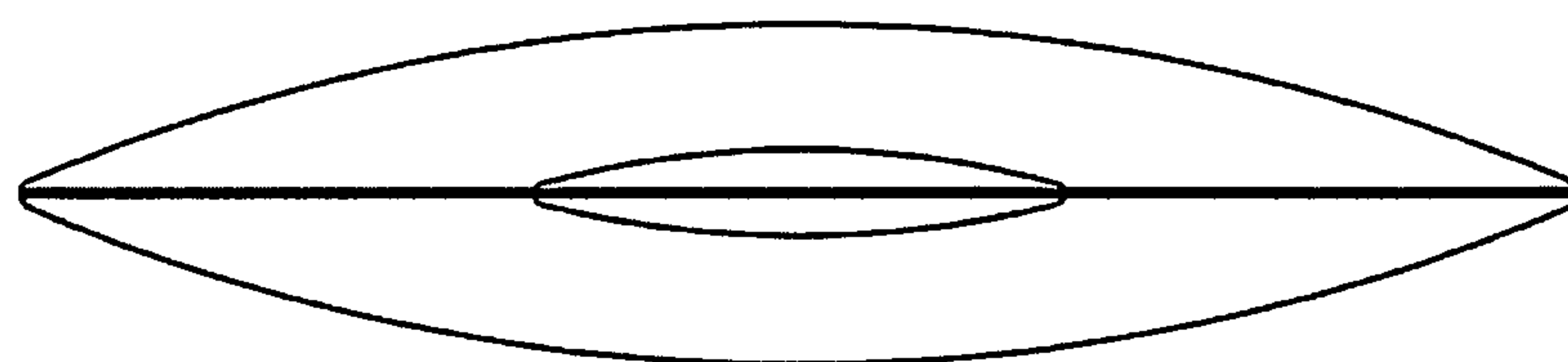


FIG. 4




FIG. 5