

US00D807741S

(12) **United States Design Patent**
Heidel et al.

(10) **Patent No.:** **US D807,741 S**
(45) **Date of Patent:** **** Jan. 16, 2018**

(54) **PACKAGE WITH A SET OF ICONS**

(71) Applicant: **The Procter & Gamble Company**,
Cincinnati, OH (US)

(72) Inventors: **Andrew P Heidel**, Cincinnati, OH
(US); **Maria Gaviria**, Marina Del Ray,
CA (US); **Sev Gerck**, Los Angeles, CA
(US)

(73) Assignee: **The Procter & Gamble Company**,
Cincinnati, OH (US)

(**) Term: **15 Years**

(21) Appl. No.: **29/568,033**

(22) Filed: **Jun. 15, 2016**

(51) **LOC (11) Cl.** **09-03**

(52) **U.S. Cl.**

USPC **D9/434**; D9/499; D14/492

(58) **Field of Classification Search**

USPC D2/205; D3/322; D5/56, 59, 60, 62;
D7/396.4, 546, 549, 550.1, 601, 602, 607,

(Continued)

(56) **References Cited**

U.S. PATENT DOCUMENTS

D388,777 S * 1/1998 Newton D14/487
D410,911 S * 6/1999 Newton D14/490

(Continued)

OTHER PUBLICATIONS

Pisen Eco-Friendly Mosquito Killer: Site Visited [Sep. 11, 2017].
Available from Internet URL: <http://www.ioffer.com/i/pisen-eco-friendly-usb-electric-mosquito-killer-repelle-616620244>.*

(Continued)

Primary Examiner — Jennifer Rivard

Assistant Examiner — Catherine S Posthauer

(74) *Attorney, Agent, or Firm* — James C Vago

(57) **CLAIM**

The ornamental design for a package with a set of icons, as shown and described.

DESCRIPTION

FIG. 1 is a perspective view of a package with a set of icons embodying our new design;

FIG. 2 is a front view thereof;

FIG. 3 is a left side view thereof;

FIG. 4 is a rear view thereof;

FIG. 5 is a right side view thereof;

FIG. 6 is a top view thereof;

FIG. 7 is bottom view thereof;

FIG. 8 is a perspective view of a second embodiment of a portion of a package with a set of icons embodying our new design;

FIG. 9 is a front view thereof;

FIG. 10 is a left side view thereof;

FIG. 11 is a rear view thereof;

FIG. 12 is a right side view thereof;

FIG. 13 is a top view thereof;

FIG. 14 is bottom view thereof;

FIG. 15 is a perspective view of a third embodiment of a portion of a package with a set of icons embodying our new design;

FIG. 16 is a front view thereof;

FIG. 17 is a left side view thereof;

FIG. 18 is a rear view thereof;

FIG. 19 is a right side view thereof;

FIG. 20 is a top view thereof;

FIG. 21 is bottom view thereof;

FIG. 22 is a perspective view of a fourth embodiment of a portion of a package with a set of icons embodying our new design;

FIG. 23 is a front view thereof;

FIG. 24 is a left side view thereof;

FIG. 25 is a rear view thereof; and


FIG. 26 is a right side view thereof;

FIG. 27 is a top view thereof; and,

FIG. 28 is bottom view thereof.

The claim is limited to the details shown in solid lines in FIGS. 1 and 2.

(Continued)



The broken lines are shown for the purpose of illustrating parts of the article that form no part of the claimed design.

1 Claim, 24 Drawing Sheets

(58) Field of Classification Search

USPC D7/609, 703; D9/414, 415, 416, 418, D9/420, 423, 424, 425, 432-454, 630, D9/703; D14/188, 240, 300, 301, 308, D14/313, 314, 348-356, 364, 441-446, D14/489, 490, 491, 492, 494, 495; D20/10, 11, 22, 23, 27, 28, 29, 40, 42; D11/81, 95, 99, 116, 223, 224, 225, 238, D11/240, 241; D19/1, 6, 24, 27, 28; D23/366, 370, 382, 385
 CPC B65D 77/24; B65D 5/00-5/02; B65D 5/0209-5/0272; B65D 5/029; B65D 5/40; B65D 5/72; B65D 5/541; B65D 5/727; B65D 5/705; B65D 5/706; B65D 5/4204; B65D 1/00; B65D 1/02; B65D 1/0223; B65D 1/22; B65D 1/34; B65D 1/36; B65D 1/40; B65D 1/225; B65D 23/00; B65D 23/12; B65D 23/14; B65D 2203/00; B65D 2203/02; B65D 2501/0008; B65D 2543/00296; B65D 15/08; B65D 65/22; B65D 2577/205; B65D 79/00; B65D 81/00; B65D 82/00; B65D 85/00; B65D 2585/00; A45D 40/22
 See application file for complete search history.

(56) References Cited

U.S. PATENT DOCUMENTS

D589,792 S * 4/2009 Clabough D9/434
 D624,410 S * 9/2010 Straker D14/492

D642,195 S * 7/2011 Marks D14/490
 D647,793 S * 11/2011 Anderson D9/434
 D647,794 S * 11/2011 Anderson D9/434
 D719,838 S * 12/2014 Robson D9/434
 D756,218 S * 5/2016 Read D9/434
 D764,537 S * 8/2016 Kadosh D14/489
 D769,937 S * 10/2016 Kenny D14/489
 D770,519 S * 11/2016 Kobetz D14/488

OTHER PUBLICATIONS

Flying Insect Trap Starter Kit: Announced Jul. 4, 2017 [online], site visited [Sep. 11, 2017]. Available from Internet URL: <http://www.homedepot.com/p/ZEVO-Flying-Insect-Trap-Starter-Kit-013907/301708706>.*

Electronic UV Flying Insect Killer Electric Plug In: Site Visited [Sep. 11, 2017]. Available from Internet URL: http://www.ebay.co.uk/itm/ELECTRONIC-UV-FLYING-INSECT-KILLER-ELECTRIC-PLUG-IN-ULTRASONIC-MOSQUITO-KILLER-/272717476990?var=&hash=item3f7f3a747e:m:m-nBLw_ZWgM4-1nDX8kg7Ow.*

Pest Control Icon Set: Site Visited Aug. 28, 2017. Available from Internet URL: https://www.123rf.com/photo_55026784_stock-vector-pest-control-line-icon-set-with-insects-cockroach-tick-bed-bug-fly-mosquito-spider-termite-ant-grub-l.html.*

Pest Control Icon Set: Announced Apr. 9, 2016 [online], site visited [Sep. 11, 2017]. Available from Internet URL: <https://www.vecteezy.com/vector-art/105051-pest-control-long-shadow-icons>.*

Intertek, Listing Constructional Data Report (CDR), Report No. 140100452SHA-001 for Arthropod Biosciences LLC, Mar. 30, 2014, 16 pgs.

* cited by examiner

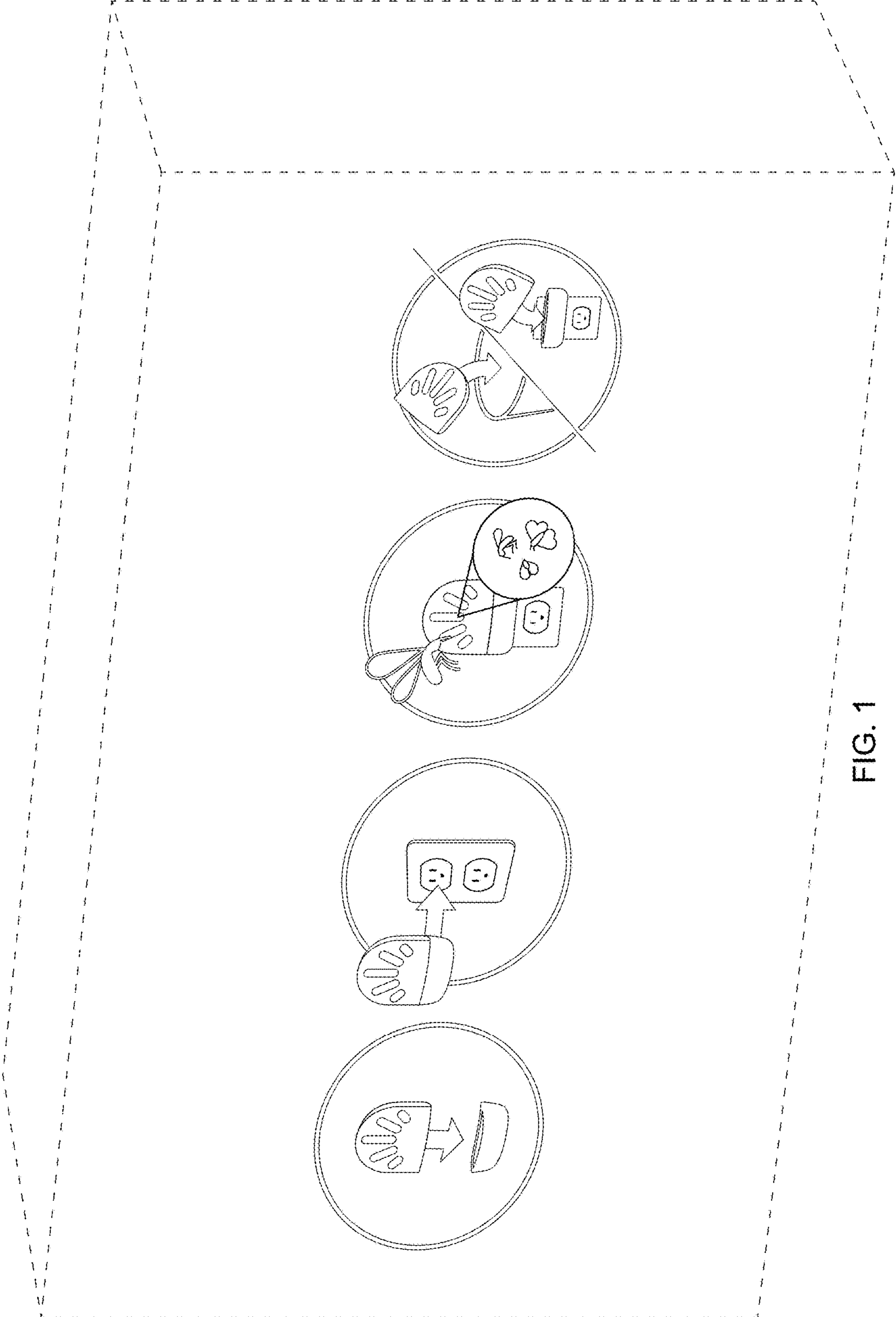


FIG. 1




FIG. 2




FIG. 3



FIG. 4




FIG. 5



FIG. 6



FIG. 7

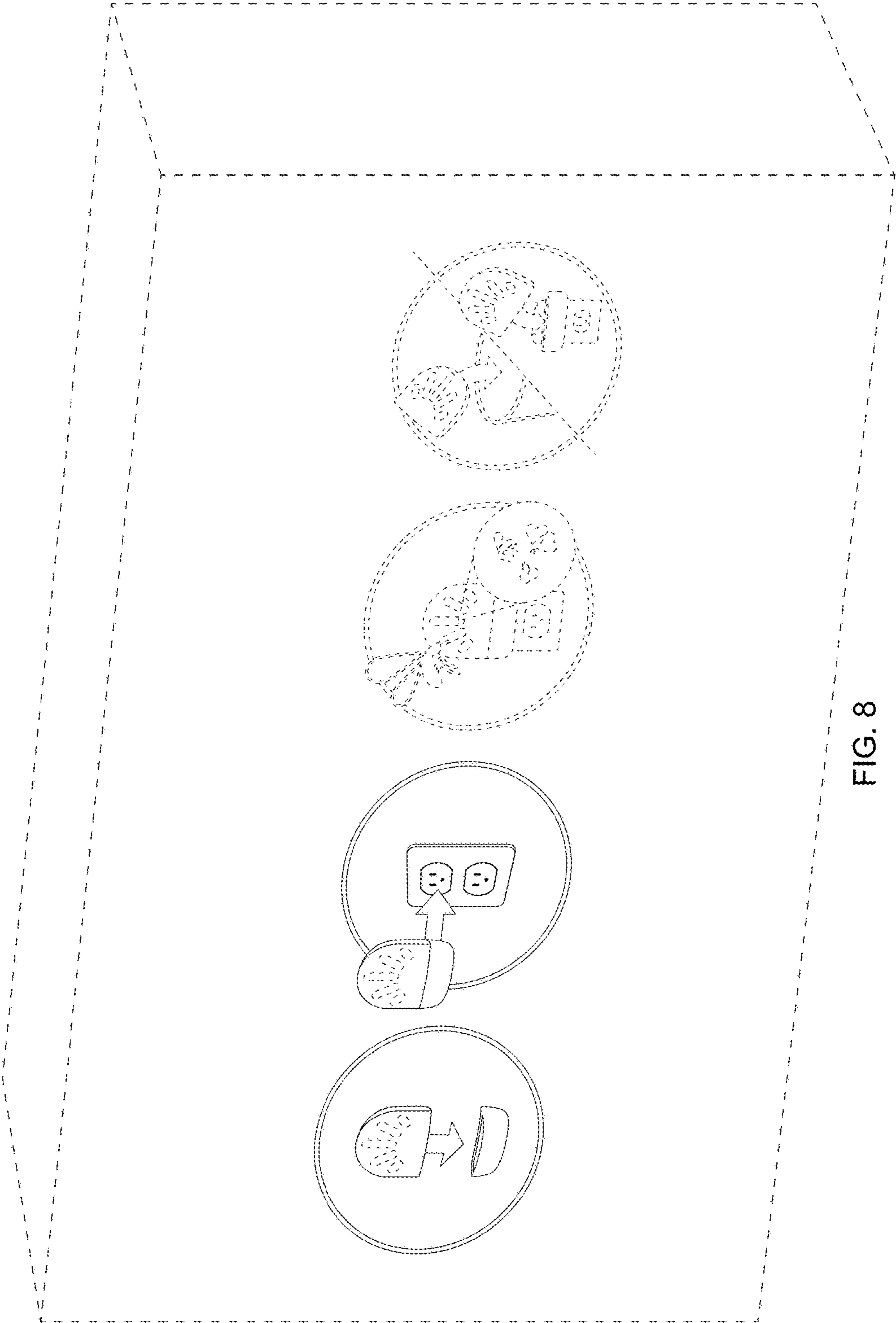


FIG. 8




FIG. 9




FIG. 10



FIG. 11




FIG. 12




FIG. 13




FIG. 14

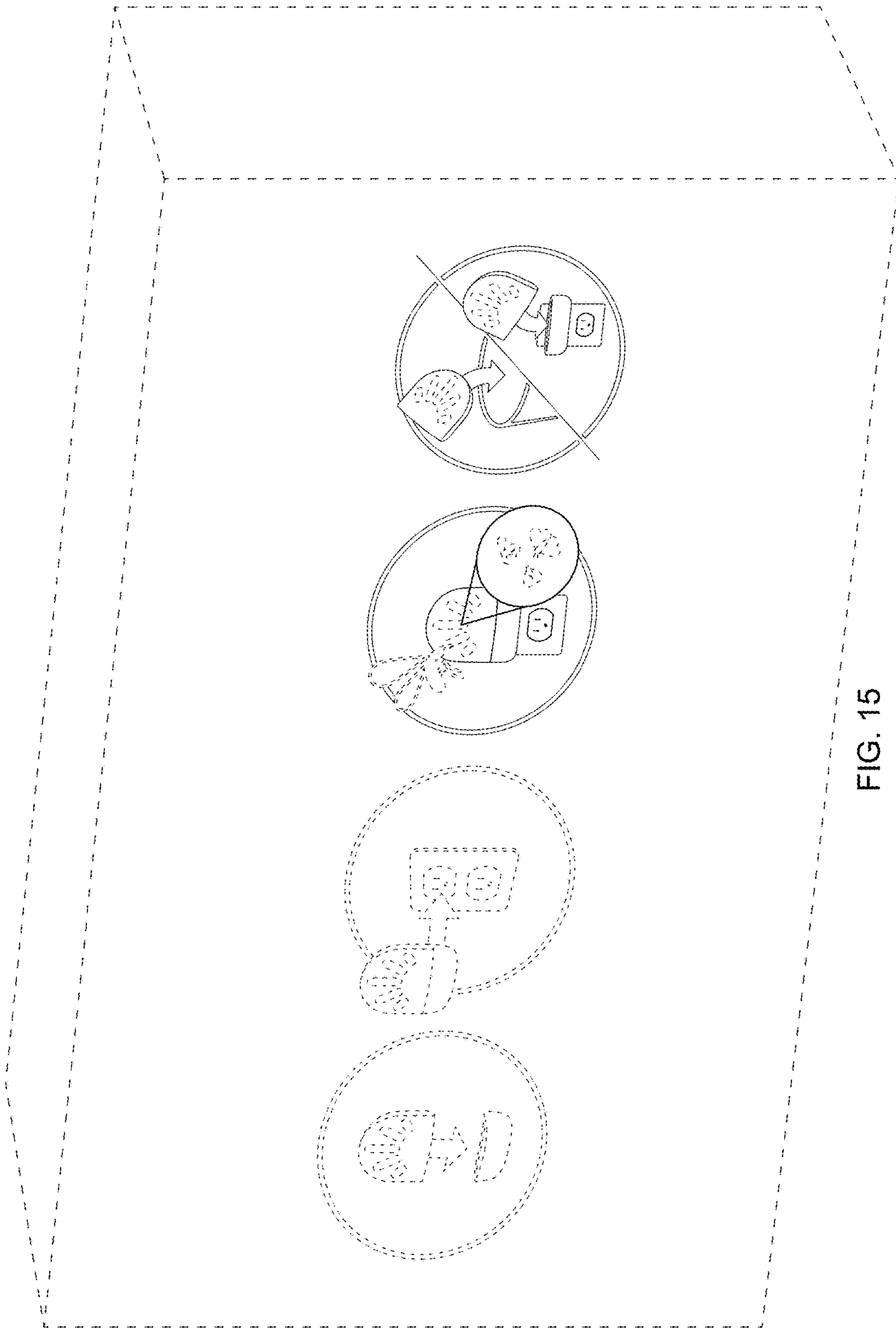


FIG. 15




FIG. 16



FIG. 17



FIG. 18




FIG. 19




FIG. 20




FIG. 21

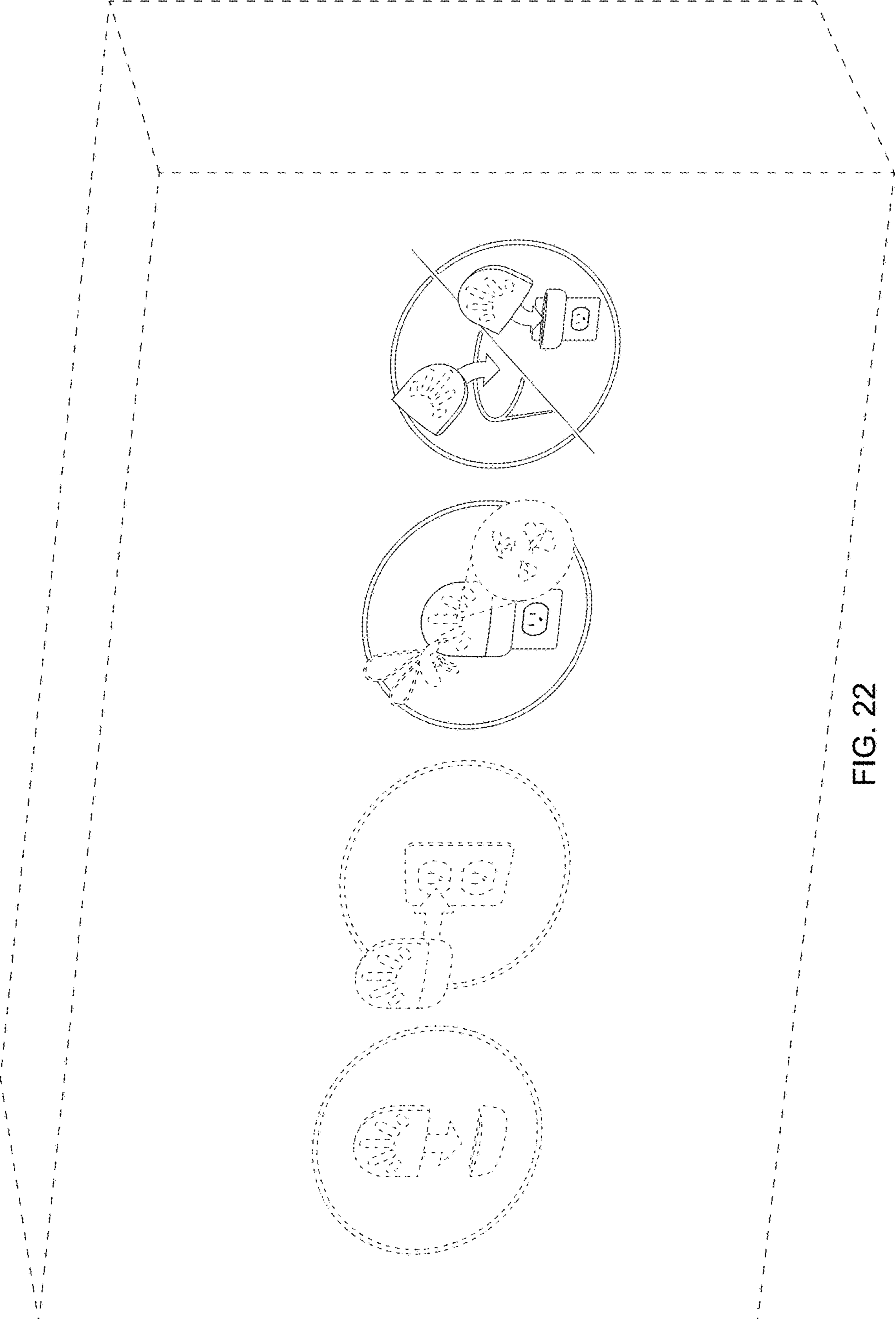


FIG. 22




FIG. 23




FIG. 24



FIG. 25



FIG. 26



FIG. 27



FIG. 28