



US00D807696S

(12) **United States Design Patent** (10) **Patent No.:** **US D807,696 S**
Liu (45) **Date of Patent:** **** Jan. 16, 2018**

(54) **KNIFE HANDLE**
(71) Applicant: **Yunxing Liu**, Irvine, CA (US)
(72) Inventor: **Yunxing Liu**, Irvine, CA (US)
(**) Term: **15 Years**
(21) Appl. No.: **29/579,131**
(22) Filed: **Sep. 28, 2016**
(51) **LOC (11) Cl.** **07-03**
(52) **U.S. Cl.**
USPC **D7/401.2; D7/649**
(58) **Field of Classification Search**
USPC D7/393-395, 401.2, 642-652, 673,
D7/682-683, 693, 695-696; D8/14, 93,
D8/97-100, 107, 300, 321; D22/117-118
CPC A01B 1/20; A01B 1/22; A22C 25/006;
A47G 21/06; A47G 21/065; A47J 17/02;
A61B 17/3211; A61B 17/3213; B21D
53/64; B24D 15/08; B25G 3/36; B26B
1/00; B26B 1/08; B26B 1/10; B26B 3/00;
B26B 3/02; B26B 3/03; B26B 3/04;
B26B 3/06; B26B 5/00; B26B 5/001;
B26B 5/007; B26B 7/00; B26B 7/005;
B26B 9/00; B26B 9/02; B26B 17/00;
B26B 17/006; B26B 29/02
See application file for complete search history.

(56) **References Cited**
U.S. PATENT DOCUMENTS
5,081,770 A * 1/1992 Fierthaler A47J 17/02
30/351
D448,253 S * 9/2001 Staib, Jr. D7/649
D455,937 S * 4/2002 Huebner D7/649
D538,590 S * 3/2007 Stahl D7/395
D557,081 S * 12/2007 Hadj-Chikh D7/649
D649,411 S * 11/2011 Lo D7/649
D649,840 S * 12/2011 Lo D7/649
D649,841 S * 12/2011 Lo D7/649
D688,913 S * 9/2013 Lo D7/401.2

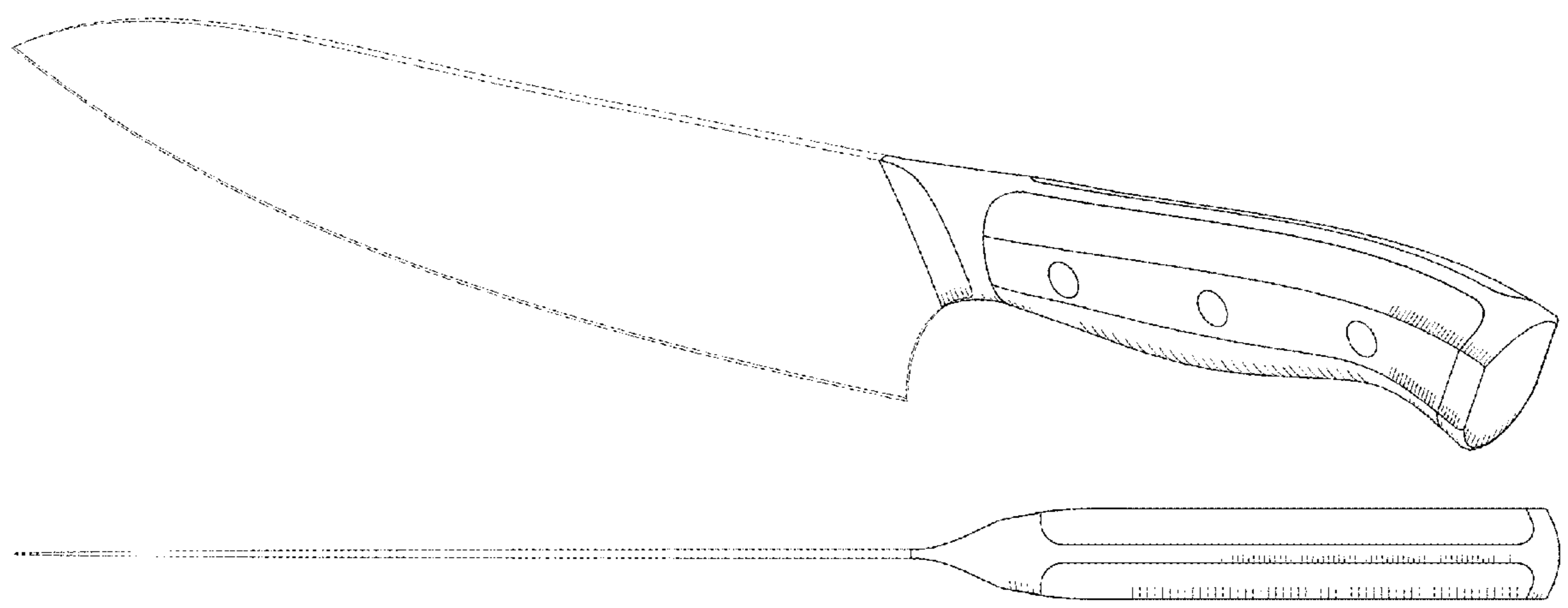
D773,891 S * 12/2016 Liu D7/401.2
D796,914 S * 9/2017 Liu D7/649
D796,915 S * 9/2017 Liu D7/649
2002/0144410 A1 * 10/2002 Hufnagel B24D 15/08
30/344

* cited by examiner
Primary Examiner — Ricky Pham

(57) **CLAIM**
The ornamental design for a knife handle, as shown and described.

DESCRIPTION
FIG. 1 is a left-side perspective view of the knife handle, the right side being a mirror image, the knife blade forming no part of the claimed design. The broken lines shown in the drawings are for illustrative purposes only and form no part of the claimed design.
FIG. 2 is a left-side view of the knife handle, the right-side being a mirror image, the knife blade forming no part of the claimed design. The broken lines shown in the drawings are for illustrative purposes only and form no part of the claimed design.
FIG. 3 is a top view of the knife handle, the knife blade forming no part of the claimed design. The broken lines shown in the drawings are for illustrative purposes only and form no part of the claimed design.
FIG. 4 is a bottom view of the knife handle, the knife blade forming no part of the claimed design. The broken lines shown in the drawings are for illustrative purposes only and form no part of the claimed design.
FIG. 5 is a rear view of the knife handle, the knife blade forming no part of the claimed design. The broken lines shown in the drawings are for illustrative purposes only and form no part of the claimed design; and,
FIG. 6 is a front view of the knife handle, the knife blade forming no part of the claimed design. The broken lines shown in the drawings are for illustrative purposes only and form no part of the claimed design.

1 Claim, 3 Drawing Sheets



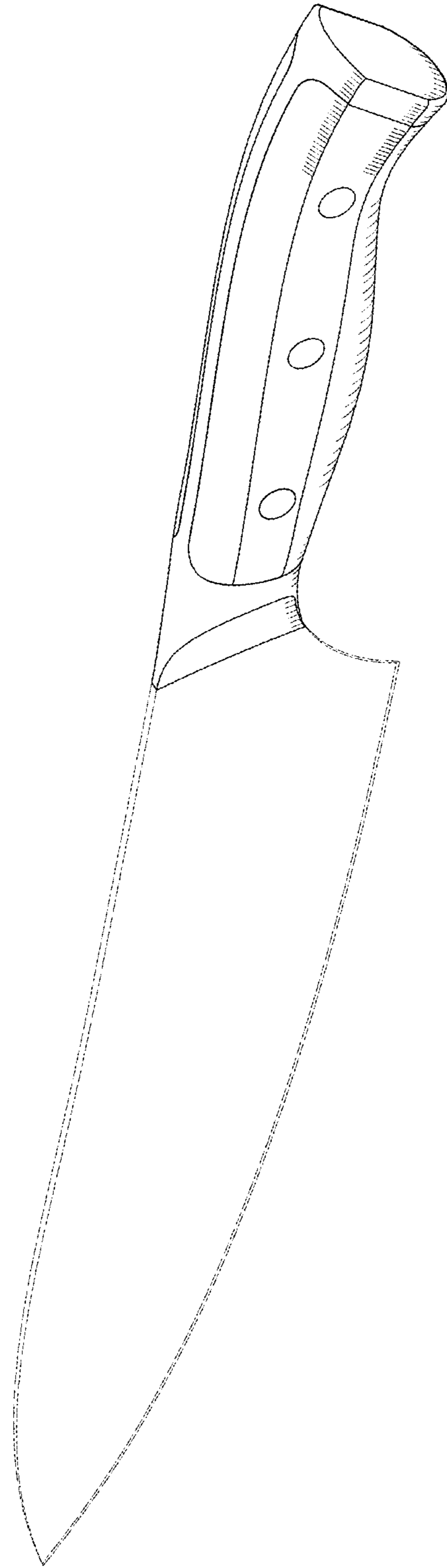


Fig. 1




Fig. 2

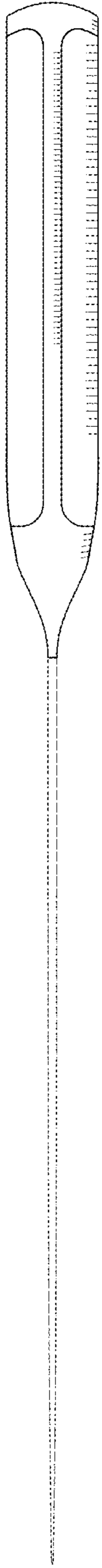


Fig. 3




Fig. 4

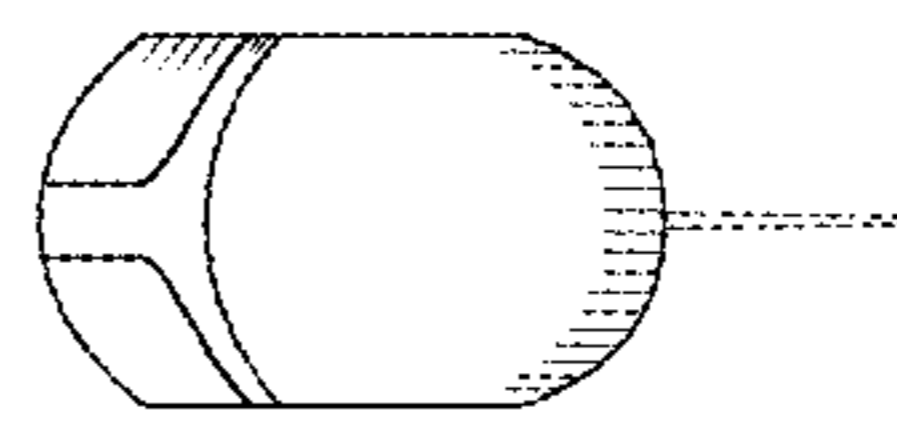


Fig. 5




Fig. 6