



US00D807678S

(12) **United States Design Patent** (10) **Patent No.:** **US D807,678 S**
Mark (45) **Date of Patent:** **** *Jan. 16, 2018**

(54) **BAKING PAN**
(71) Applicant: **Justin A Mark**, O'Fallon, MO (US)
(72) Inventor: **Justin A Mark**, O'Fallon, MO (US)
(*) Notice: This patent is subject to a terminal disclaimer.
(**) Term: **14 Years**
(21) Appl. No.: **29/506,511**
(22) Filed: **Oct. 16, 2014**
(51) **LOC (11) Cl.** **07-02**
(52) **U.S. Cl.**
USPC **D7/354**
(58) **Field of Classification Search**
USPC D6/552, 661; D7/323, 354-361, 543, D7/545, 549, 550.1, 551.1, 552.1, D7/553.1-553.8, 554.1-554.4, 555, 584, D7/586-587, 610, 688, 698; D9/423, D9/430-433, 455-456, 737, 756-762; D19/90; D21/780; D99/5
CPC .. A21B 3/00; A21B 3/003; A21B 3/13; A21B 3/15; A21B 3/134; A21B 5/00; A21B 5/02; A47J 36/022; A47J 36/025; A47J 36/027; A47J 37/00; A47J 37/04; A47J 43/28; A47J 43/284; A47J 47/005; A63B 69/0013; A63C 19/04; B07C 7/04; B65D 1/22; B65D 1/24; B65D 1/34; B65D 1/36; B65D 81/343; B65D 85/36; G09F 19/00
See application file for complete search history.

(56) **References Cited**
U.S. PATENT DOCUMENTS
D57,968 S * 5/1921 Goodale D7/543
D141,503 S * 6/1945 Preis D7/550.1
D192,526 S * 4/1962 Hyatt D7/587
3,341,199 A * 9/1967 Madsen A63C 19/04
473/499

3,747,756 A * 7/1973 Wheeler B07C 7/04
206/557
D253,333 S * 11/1979 Carr, III D7/359
D257,310 S * 10/1980 Cosmopulos D7/587
D262,507 S * 1/1982 Wooldridge D7/698
D322,758 S * 12/1991 Haire D9/430
D329,016 S * 9/1992 Scarpa D9/430
D338,595 S * 8/1993 Cafarella D3/304
D346,520 S * 5/1994 Barfield D6/552
D392,883 S * 3/1998 Ferrin D7/610
6,016,910 A * 1/2000 Rodearmel G09F 19/00
206/315.1
D462,091 S * 8/2002 Lowder D19/86
D534,232 S * 12/2006 Rathbun D21/780
D543,758 S * 6/2007 Olivera D6/552
D555,986 S * 11/2007 Goldman D7/698
D607,321 S * 1/2010 Mark D9/423
D649,324 S * 11/2011 Baldi D99/5
D653,502 S * 2/2012 Mitchell D7/571
D678,728 S * 3/2013 Stevens D7/551.1
D720,559 S * 1/2015 Pitti D6/661
9,272,196 B2 * 3/2016 Kropff A63B 69/0013

(Continued)

Primary Examiner — Ricky Pham

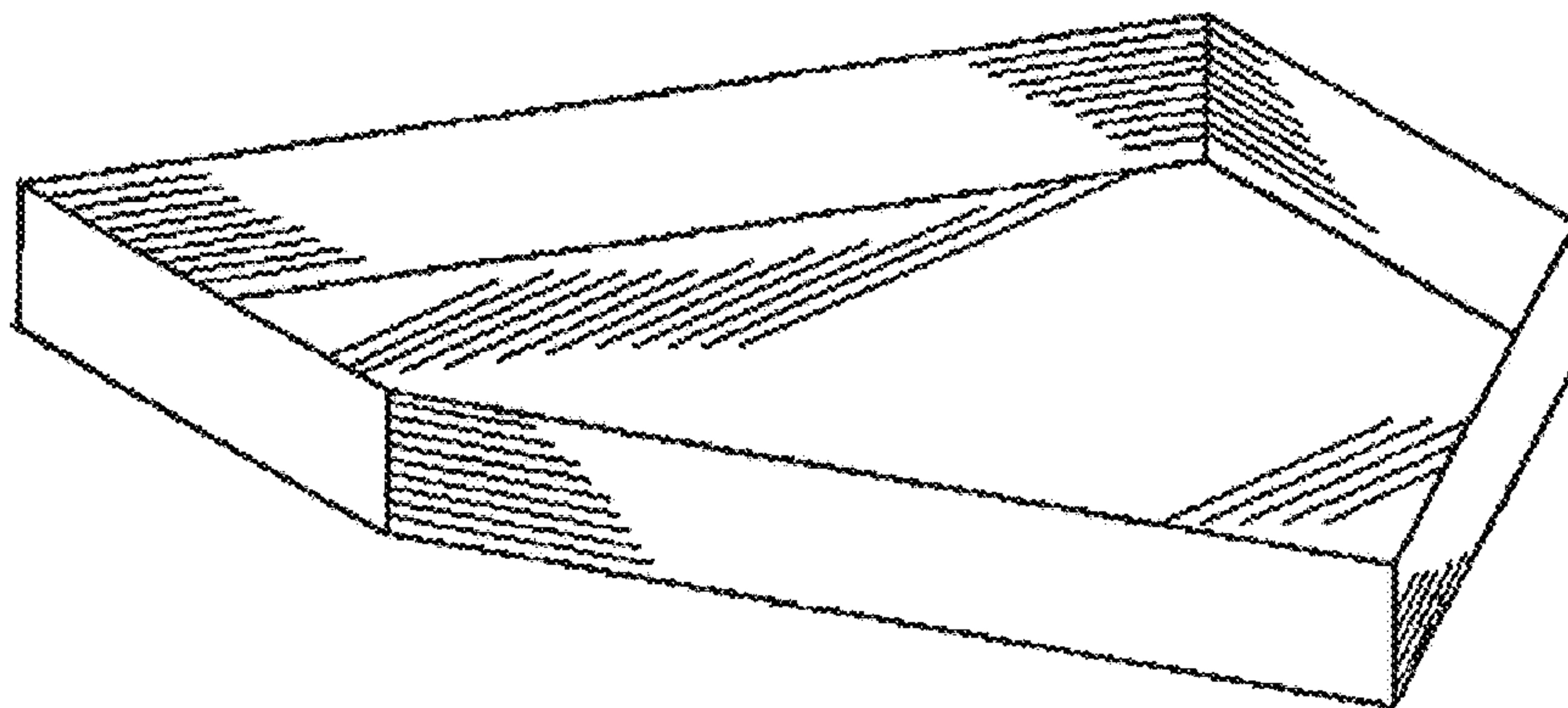
(57) **CLAIM**

The ornamental design for a baking pan, as shown and described.

DESCRIPTION

FIG. 1 is a view of the baking pan according to the present design;
FIG. 2 is a top view of the present design;
FIG. 3 is a bottom view of the present design;
FIG. 4 is front view of the present design;
FIG. 5 is side view of the present design;
FIG. 6 is a rear view of the present design;
FIG. 7 is a top view of the present design with an alternative perforated cooking surface; and,
FIG. 8 is a bottom view of the present design with an alternative perforated cooking surface.

1 Claim, 4 Drawing Sheets



(56)

References Cited

U.S. PATENT DOCUMENTS

D755,573 S * 5/2016 Consolatore D7/551.1
2007/0170629 A1 * 7/2007 Goldman A47J 47/005
269/289 R

* cited by examiner

FIG. 1

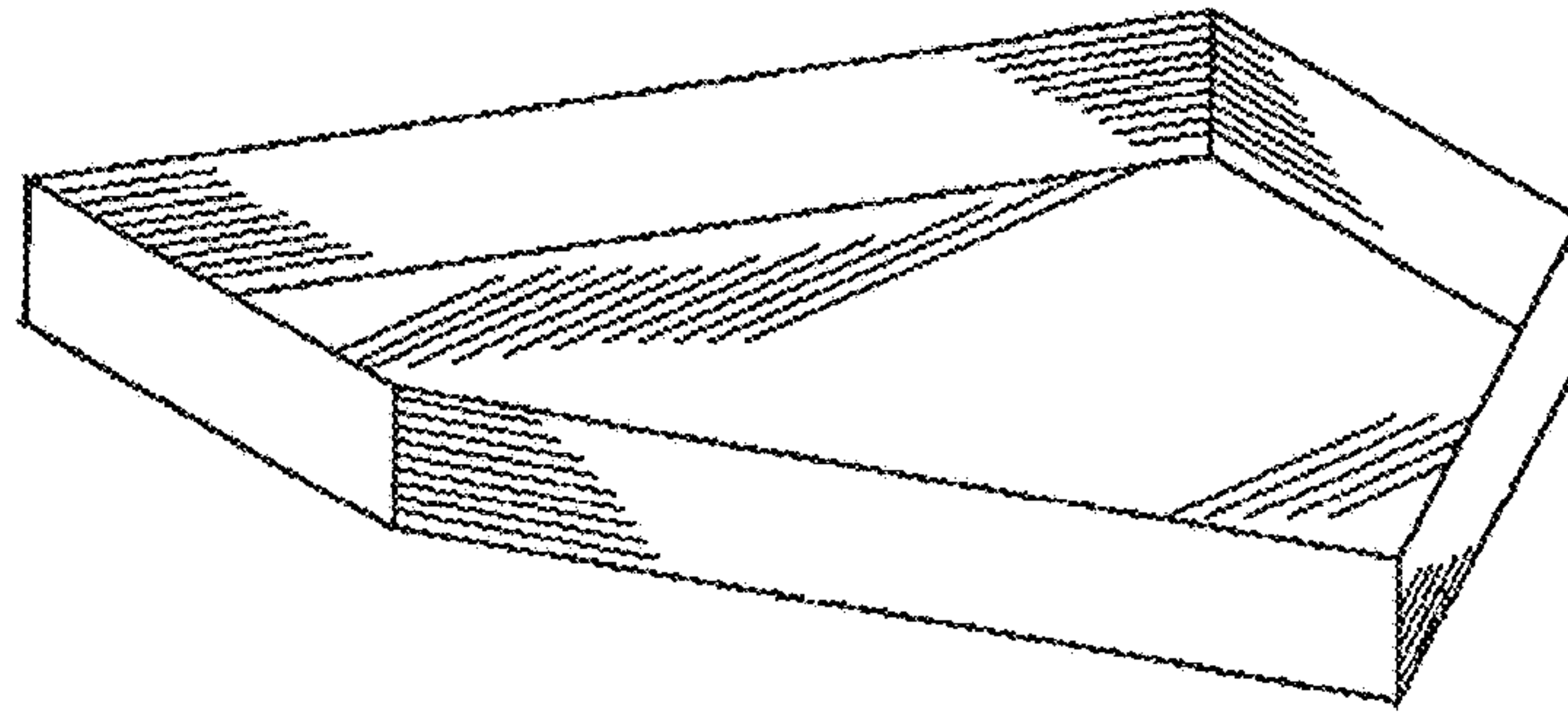


FIG. 2

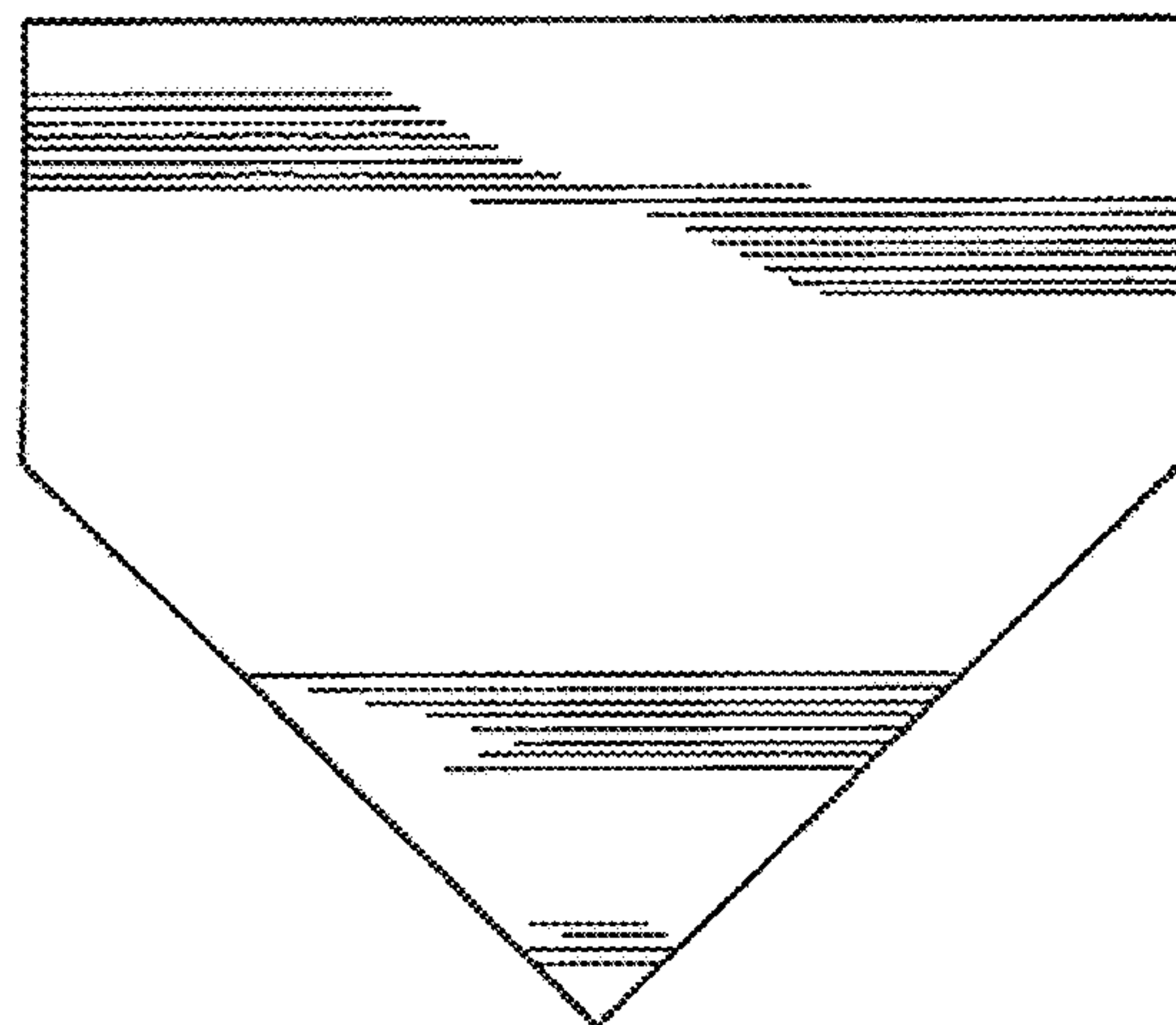


FIG. 3

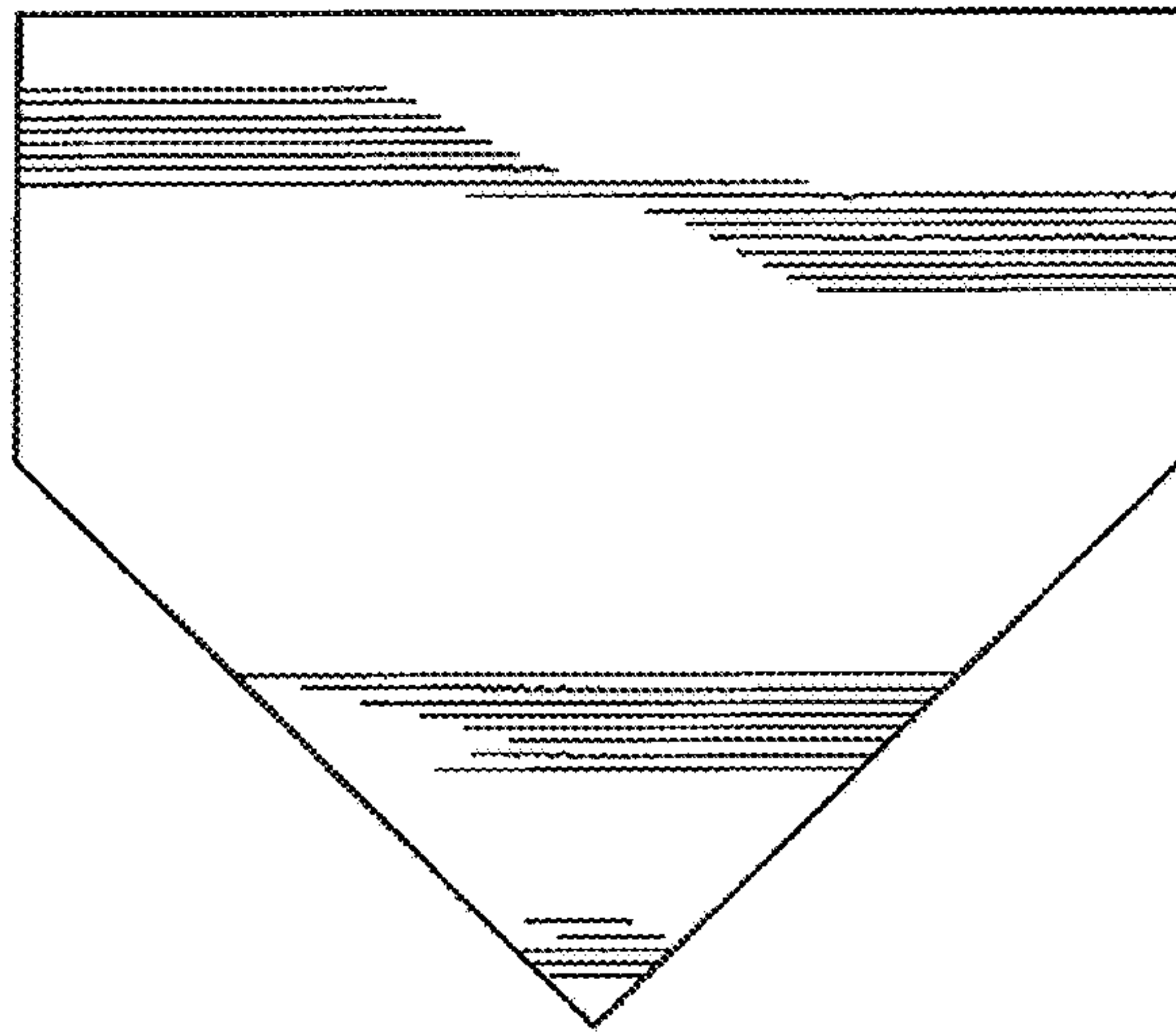


FIG. 4



FIG. 5



FIG. 6



FIG. 7




FIG. 8

