

US00D807661S

(12) **United States Design Patent**
Harris

(10) **Patent No.:** **US D807,661 S**
(45) **Date of Patent:** **** Jan. 16, 2018**

- (54) **DISPLAY ATTACHMENT**
- (71) Applicant: **Victor Harris**, Dubai (AE)
- (72) Inventor: **Victor Harris**, Dubai (AE)
- (73) Assignee: **NVS GROUP FZCO**, Dubai (AE)
- (**) Term: **15 Years**
- (21) Appl. No.: **29/575,501**
- (22) Filed: **Aug. 25, 2016**
- (51) **LOC (11) Cl.** **14-02**
- (52) **U.S. Cl.**
USPC **D6/448**
- (58) **Field of Classification Search**
USPC D14/371-382, 125-129, 336, 337,
D14/447-452, 492, 335, 239, 448, 457,
D14/439-441, 432, 251-253; D8/349,
D8/354, 363, 373, 376, 380; D21/333;
D12/415, 175, 345; D3/218; 348/180,
348/184, 325, 739, 825; 248/124.1,
248/125.8, 125.9, 176.1, 411; D6/715.1,
D6/315, 317-319, 326; 223/85, 87, 88,
223/94, 96
CPC G06F 3/0412; G06F 3/016; G06F 3/0488;
G06F 3/011; G06F 3/038; G06F 3/03543;
G06F 3/0338; G06F 3/0202; G06F
3/0219; G06F 3/0213; G06F 1/1616;
G06F 3/023; G06F 3/04883; G02F
1/13338; G02F 1/1313; G02F 1/1333;
G02F 1/135; G02F 1/132; G02F
1/133308; G02F 1/134309; G02F
1/13718; G09G 3/3648; G06K 15/1252;
B41J 2/465; G03F 7/70291; G02B
27/0172; G02B 5/30; G02B 2027/0118;
G02B 27/0101; F16M 13/02; F16M
13/00; F16M 11/10; F16M 11/04; F16M
2200/08; F16M 11/2021; A47B 21/0314;
A47B 88/044; A47B 2021/0335; H02G

3/126; A47G 1/17; F16B 47/00; F16B
47/006; A47K 2201/00

See application file for complete search history.

(56) **References Cited**

U.S. PATENT DOCUMENTS

D206,200	S	*	11/1966	Ogg	223/91
3,421,669	A	*	1/1969	Ogg	A47G 25/487
						223/91
5,247,920	A	*	9/1993	Harbin	A63F 9/0252
						124/17
D375,413	S	*	11/1996	Lin	D6/315
D379,888	S	*	6/1997	Cone, II	D6/333
D389,324	S	*	1/1998	Chiasson	D6/315
6,776,148	B1	*	8/2004	Islas	F41B 5/10
						124/25.6
D499,893	S	*	12/2004	Lambert	D6/326
D578,940	S	*	10/2008	Tsay	D12/175
D624,865	S	*	10/2010	Figueiredo	D12/345

(Continued)

Primary Examiner — Garth Rademaker

Assistant Examiner — Katie Stofko

(74) *Attorney, Agent, or Firm* — Quinn IP Law

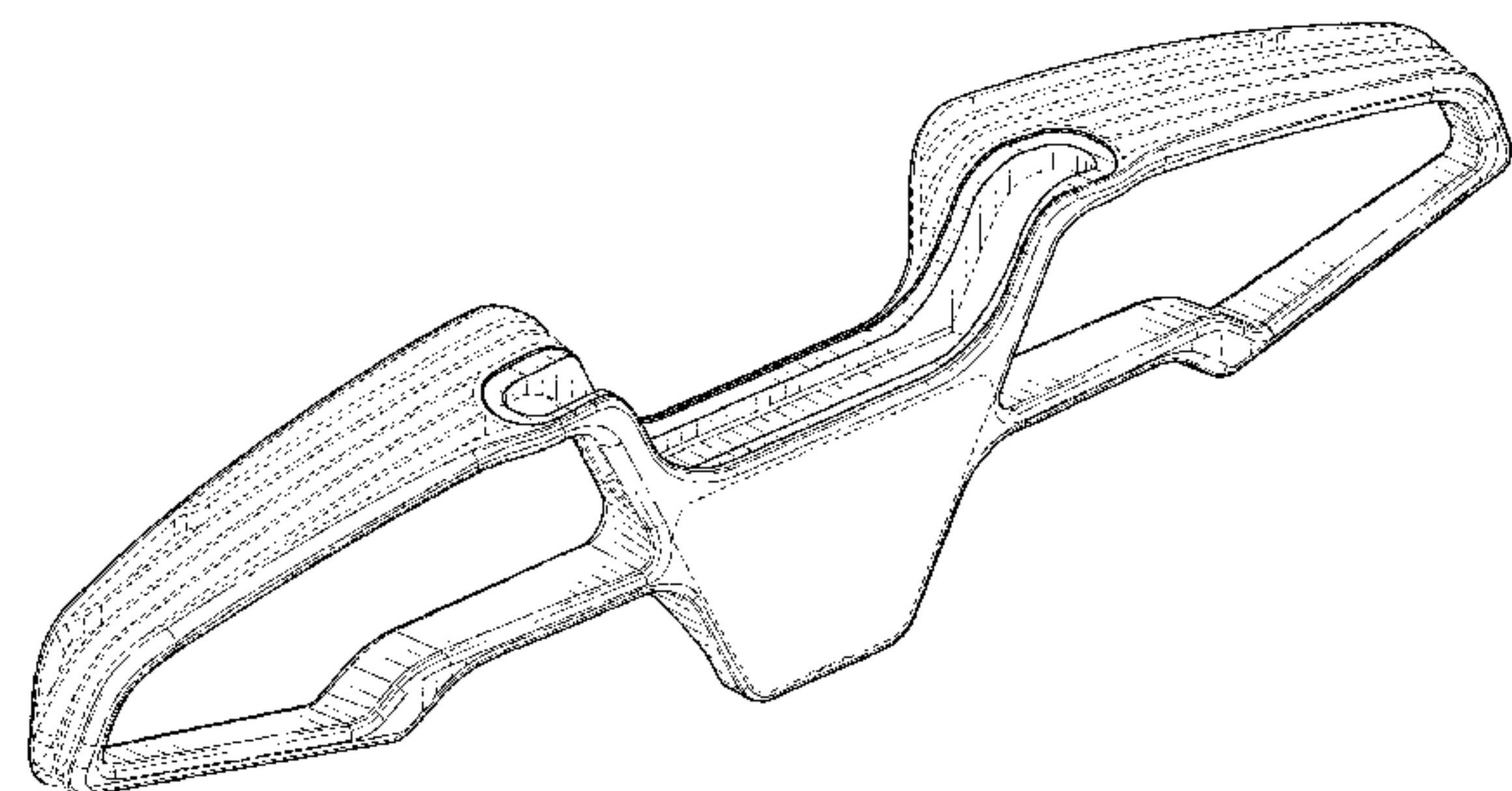
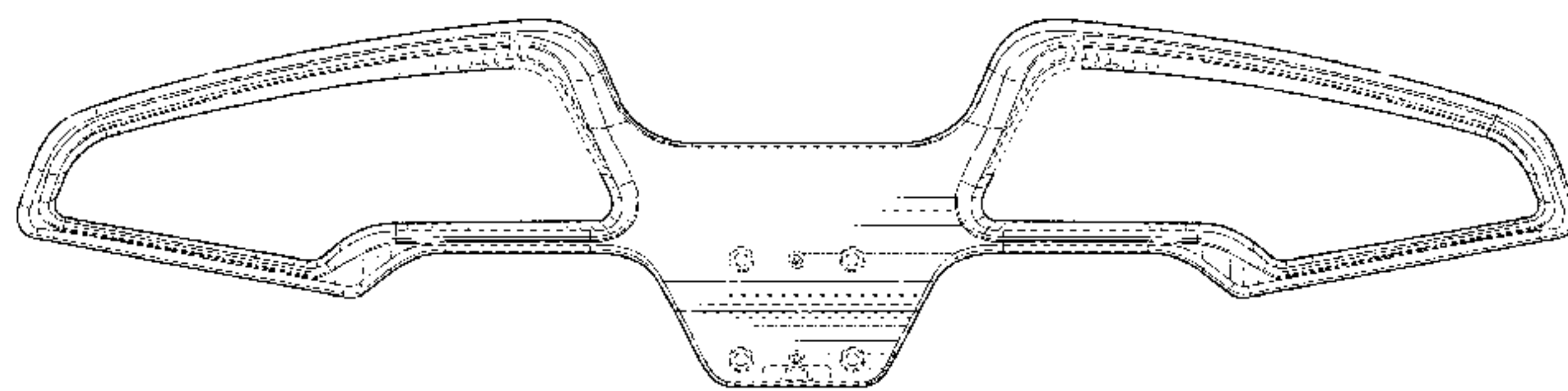
(57) **CLAIM**

I claim the ornamental design for a display attachment, as shown and described.

DESCRIPTION

FIG. 1 is a front, top, right perspective view of a display attachment;
 FIG. 2 is a front view thereof;
 FIG. 3 is a rear view thereof;
 FIG. 4 is a left side view thereof;
 FIG. 5 is a right side view thereof;
 FIG. 6 is a top view thereof;
 FIG. 7 is a bottom view thereof; and,
 FIG. 8 is a top, right, rear perspective view thereof.
 All broken lines in the drawings illustrate portions of the display attachment that form no part of the claimed design.

1 Claim, 5 Drawing Sheets



(56)

References Cited

U.S. PATENT DOCUMENTS

D650,176 S * 12/2011 Gadsby D6/315
9,314,124 B2 * 4/2016 Barre A47G 25/48
D786,261 S * 5/2017 Harris D14/448

* cited by examiner

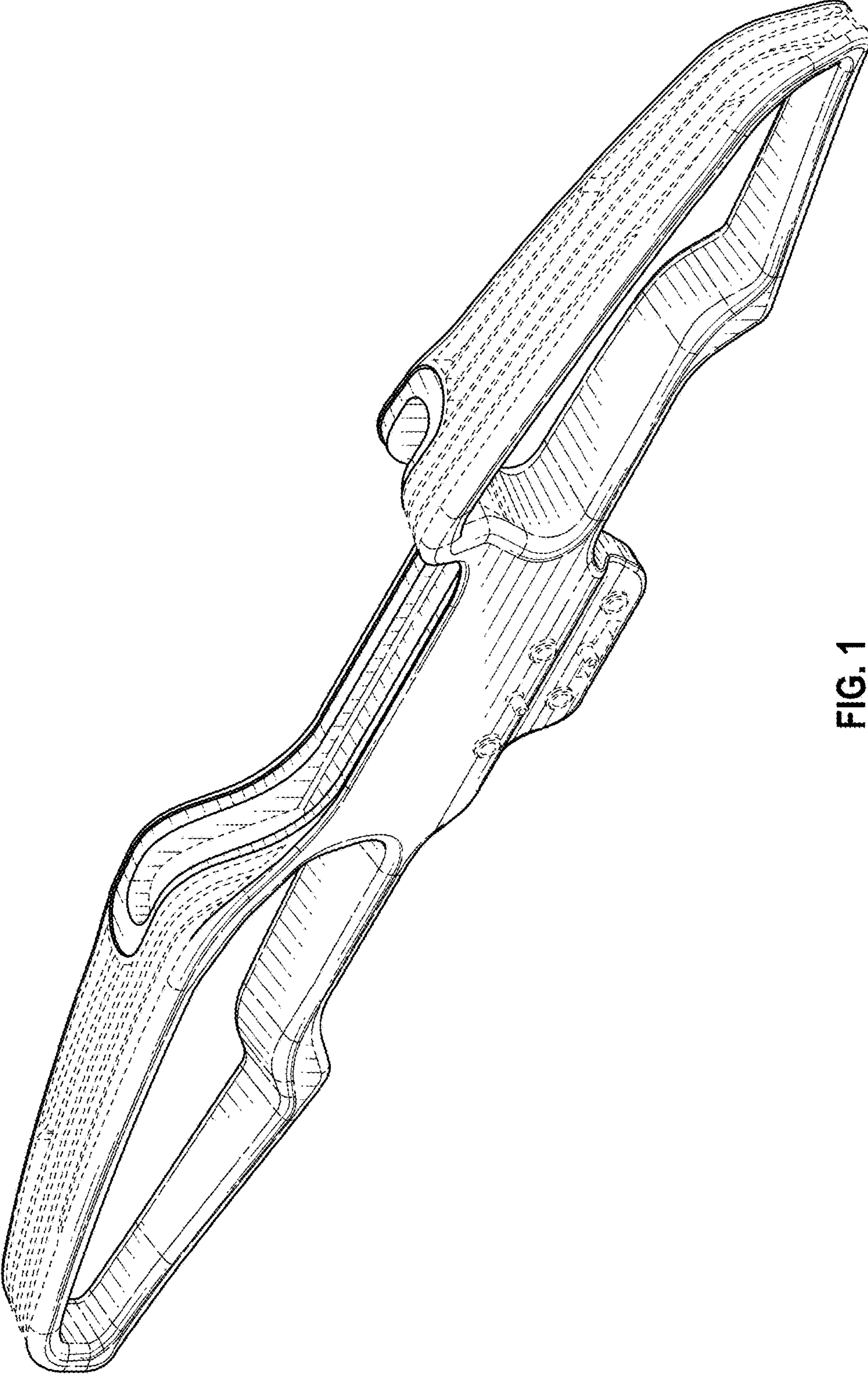


FIG. 1

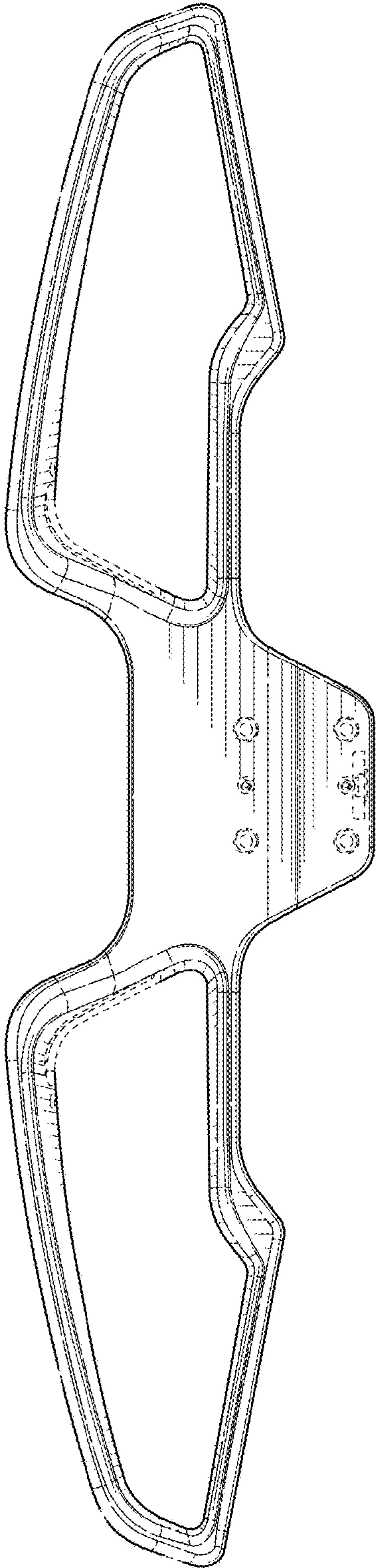


FIG. 2

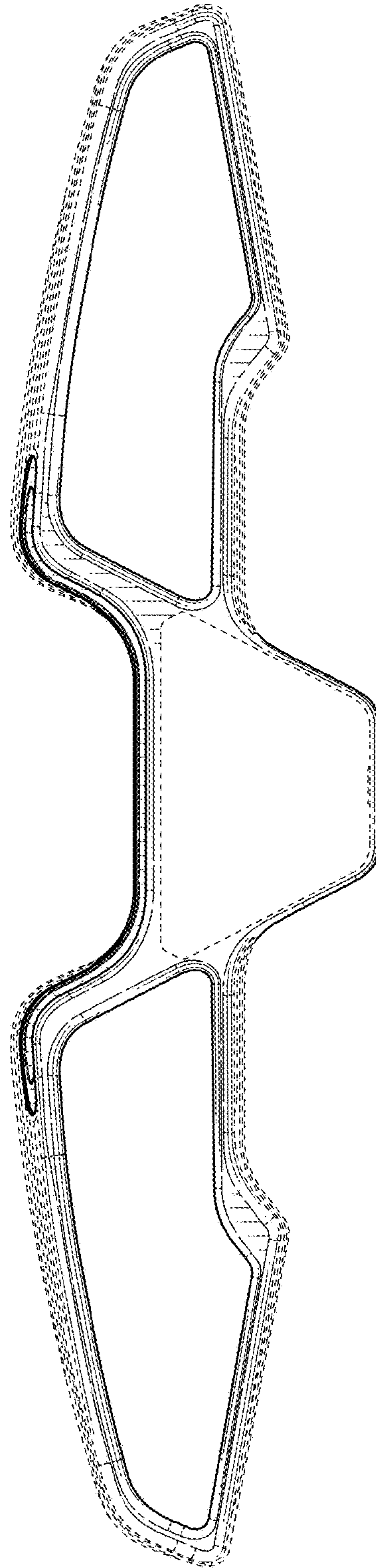


FIG. 3

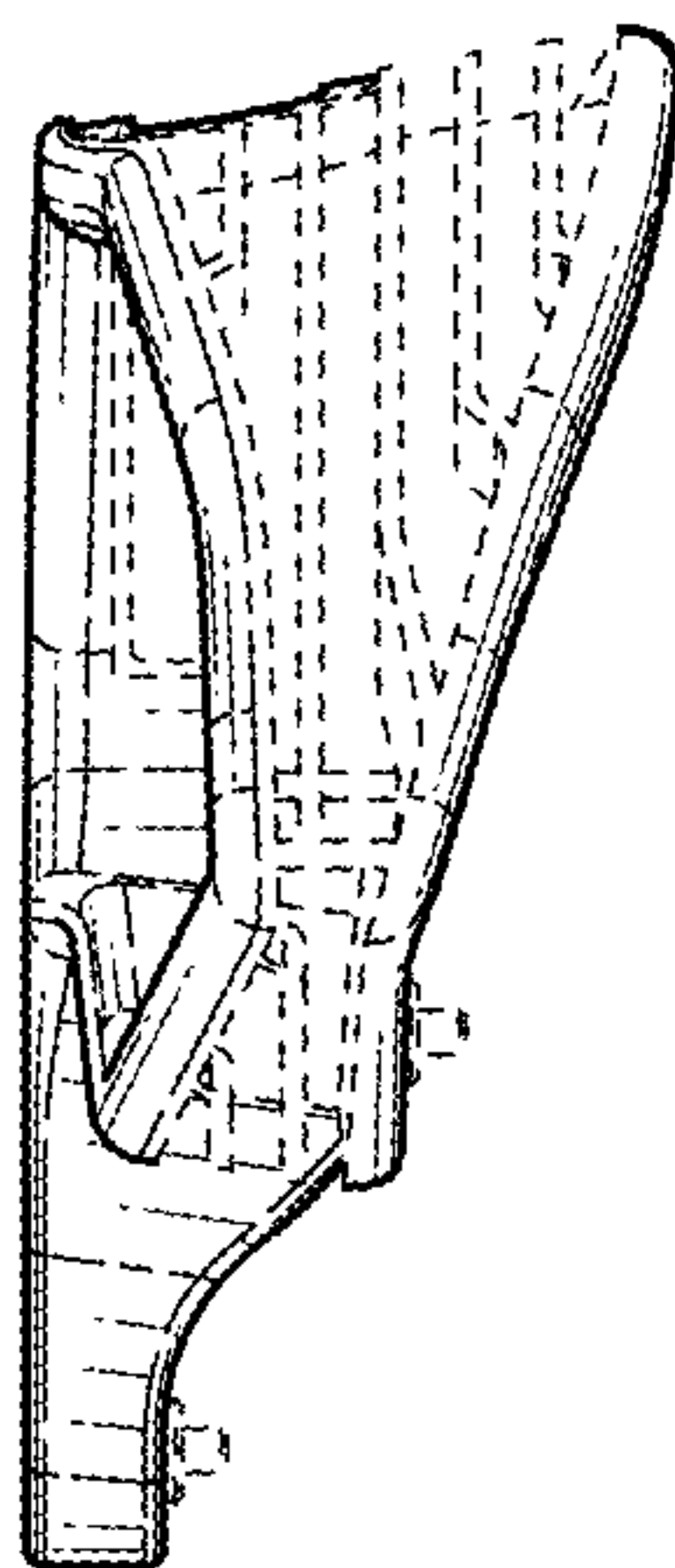


FIG. 4

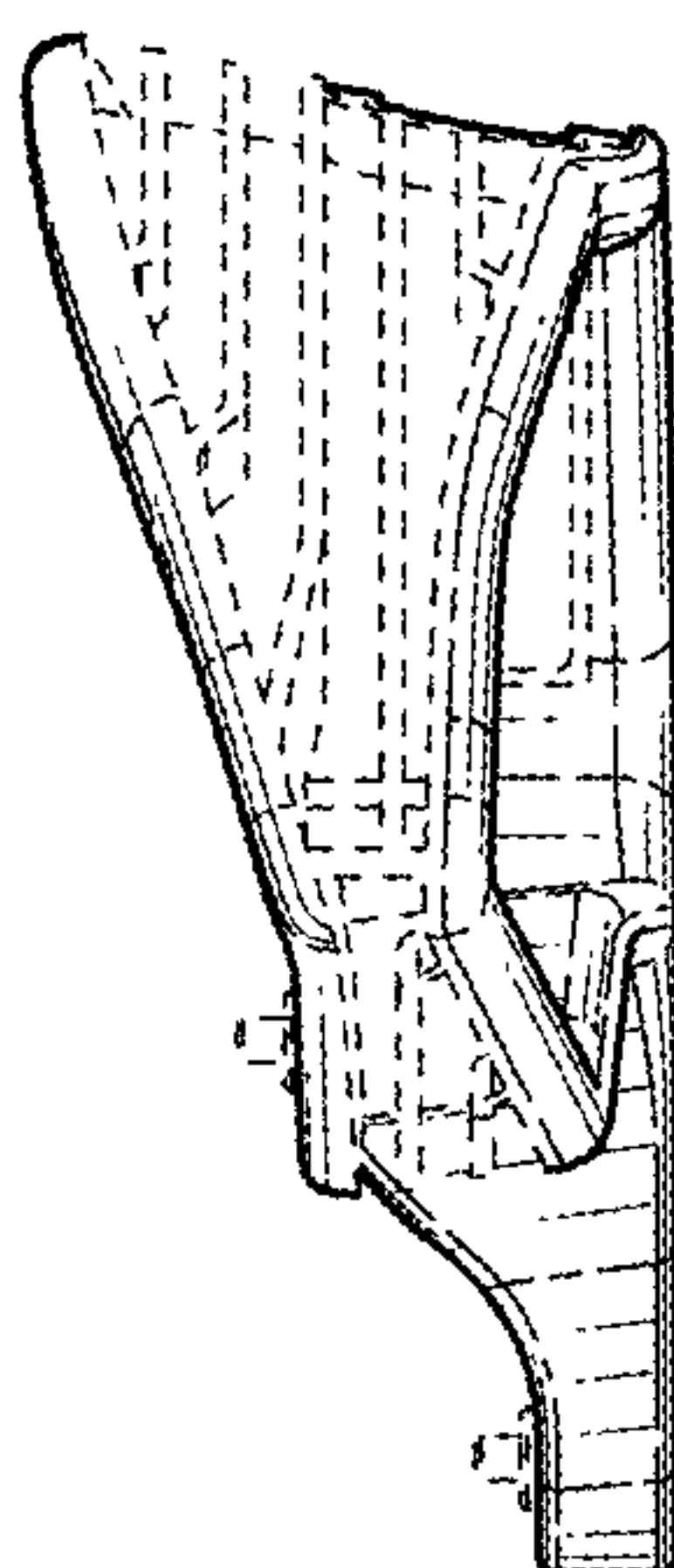


FIG. 5

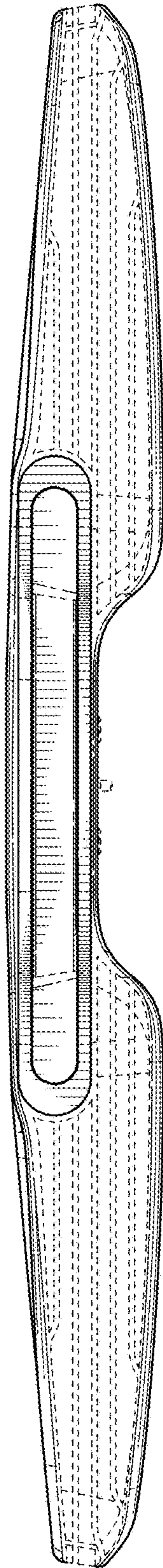


FIG. 6

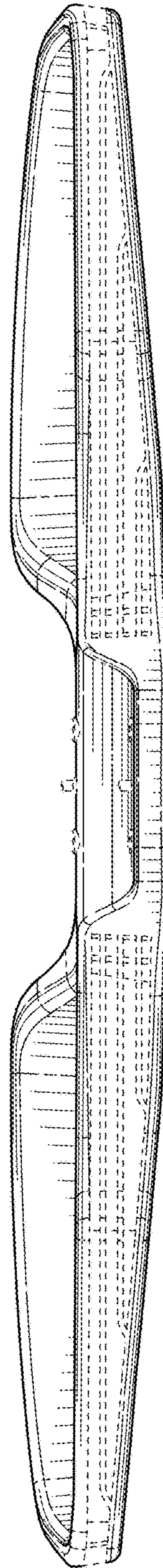


FIG. 7

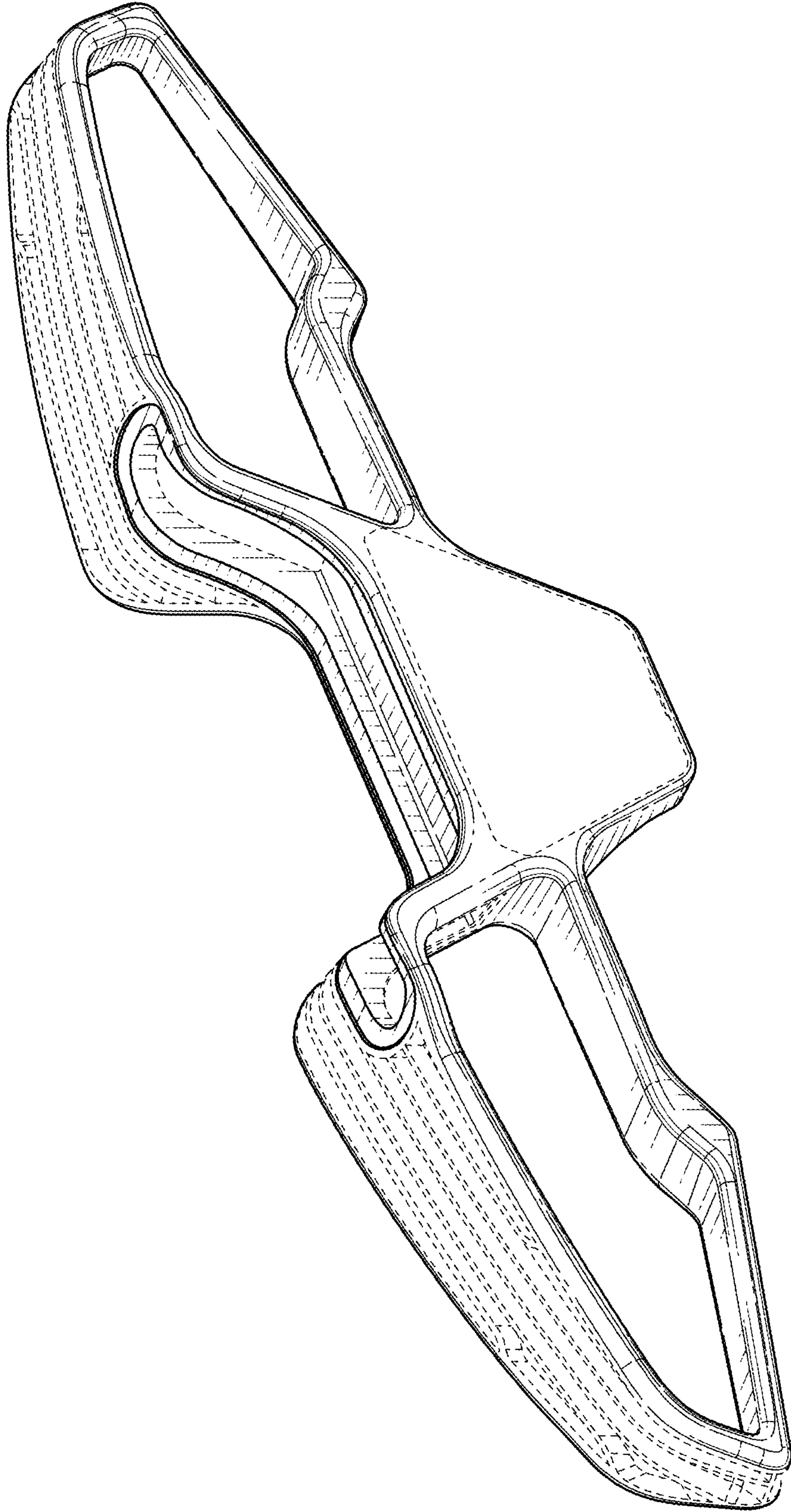


FIG. 8