



US00D807660S

(12) **United States Design Patent**
Hughes

(10) **Patent No.:** **US D807,660 S**

(45) **Date of Patent:** **** Jan. 16, 2018**

- (54) **SLEEPER SOFA**
- (71) Applicant: **Hughes Furniture Industries, Inc.**,
Sophia, NC (US)
- (72) Inventor: **Bruce Hughes**, Trinity, NC (US)
- (73) Assignee: **Hughes Furniture Industries, Inc.**,
Sophia, NC (US)
- (**) Term: **15 Years**
- (21) Appl. No.: **29/582,246**
- (22) Filed: **Oct. 26, 2016**
- (51) **LOC (11) Cl.** **06-01**
- (52) **U.S. Cl.**
USPC **D6/381**
- (58) **Field of Classification Search**
USPC D6/334, 335, 336, 360, 361, 367, 368,
D6/371-375, 379-381, 716, 716.1-716.8
CPC A47C 7/00; A47C 7/62; A47C 7/18; A47C
7/54; A47C 4/00; A47C 4/028; A47C
4/28; A47C 3/16; A47C 3/04; A47C 3/12;
A47C 1/02; A47C 1/14
See application file for complete search history.

- D381,216 S * 7/1997 Paus D6/381
- D485,086 S * 1/2004 Gomez D6/381
- D590,165 S * 4/2009 Natuzzi D6/381
- D677,924 S * 3/2013 Lenney D6/381
- D698,179 S * 1/2014 Nguyen D6/381
- D702,051 S * 4/2014 Rasenberg D6/334
- D720,944 S * 1/2015 Barber D6/381
- D794,973 S * 8/2017 Webb D6/381

* cited by examiner

Primary Examiner — Deanna L Pratt

(74) *Attorney, Agent, or Firm* — Tuggle Duggins P.A.;
Blake Hurt

(57) **CLAIM**

The ornamental design for a sleeper sofa, as shown and described.

DESCRIPTION

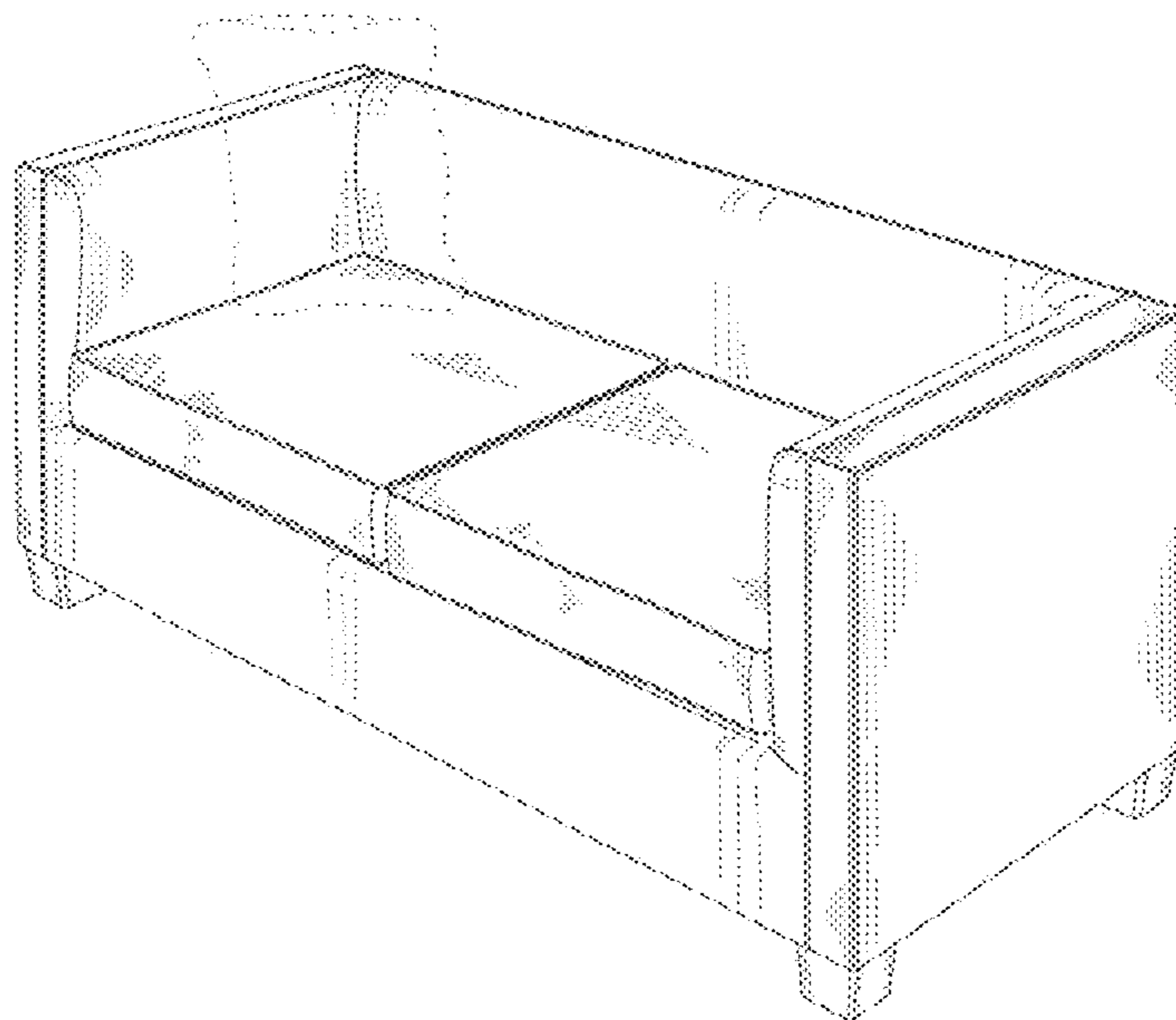
FIG. 1 is a top, front, right perspective view of a sleeper sofa showing my new design;
 FIG. 2 is a top plan view thereof;
 FIG. 3 is a bottom plan view thereof;
 FIG. 4 is a front elevational view thereof;
 FIG. 5 is a rear elevational view thereof;
 FIG. 6 is a left side elevational view thereof, the right side elevational view being a mirror image thereof; and,
 FIG. 7 is a top, front, right side perspective view of a second embodiment of a sleeper sofa. The broken lines in FIG. 7 illustrate a symbolic break in the length of the sleeper sofa and the appearance of any portion of the sleeper sofa between the break lines forms no part of the claimed design, that being the only difference from the embodiment shown in FIGS. 1-6.
 The dashed lines are included for the purpose of illustrating environmental subject matter and form no part of the claimed design.

1 Claim, 7 Drawing Sheets

(56) **References Cited**

U.S. PATENT DOCUMENTS

- D220,997 S * 6/1971 Milburn D6/335
- 3,695,690 A * 10/1972 Carson A47C 31/11
297/218.3
- D234,731 S * 4/1975 MdDonald D6/371
- 3,929,375 A * 12/1975 Gans A47C 4/02
297/440.23
- 4,077,517 A * 3/1978 Hilemn A47C 4/02
206/577
- D360,310 S * 7/1995 Stamberg D6/334



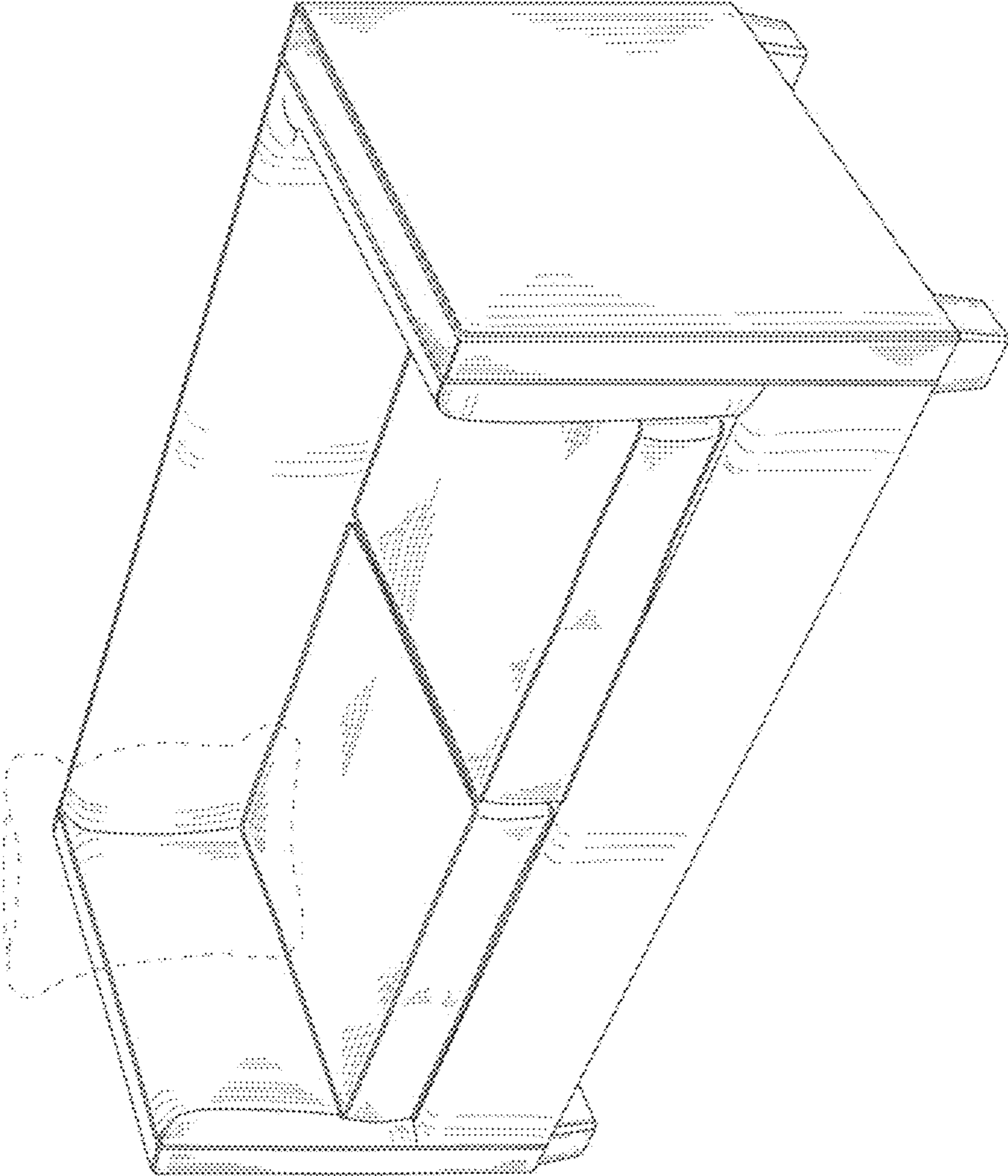


FIG. 1




FIG. 2




FIG. 3

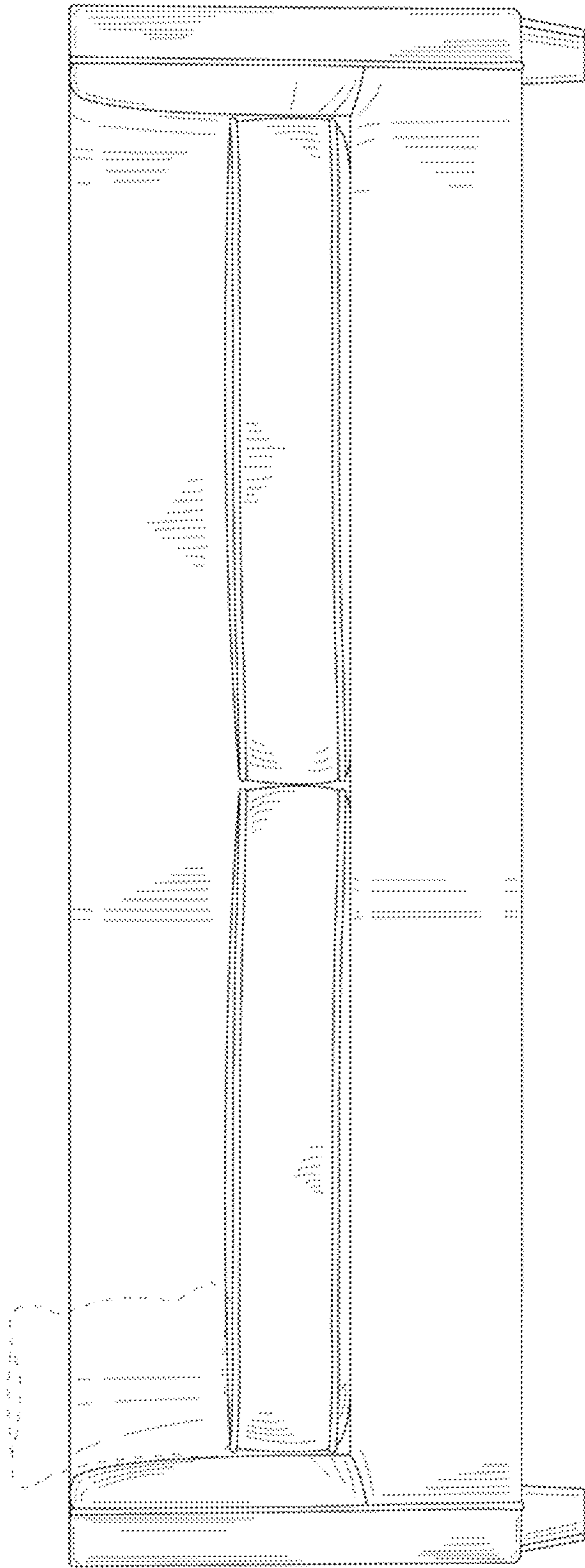


FIG. 4




FIG. 5




FIG. 6

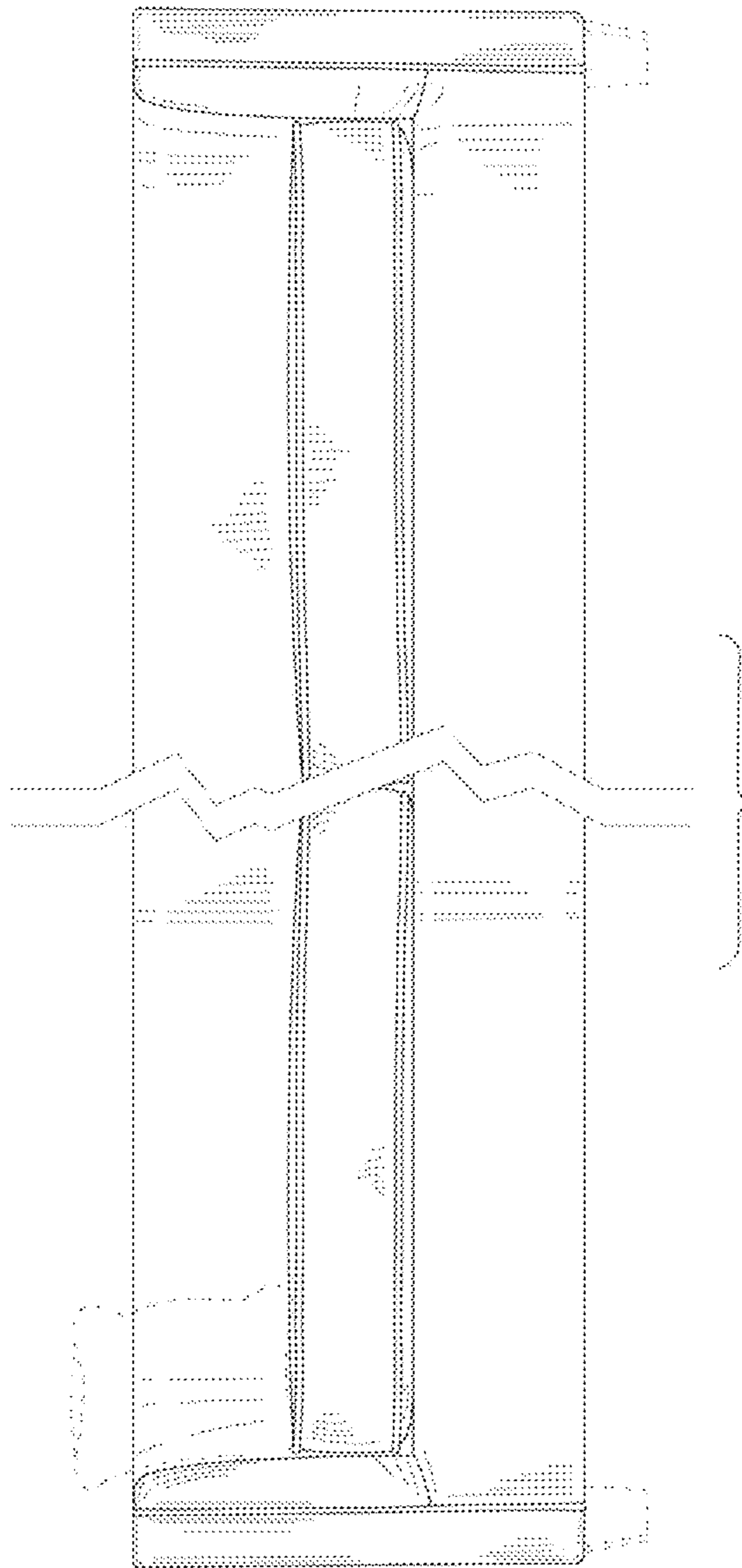


FIG. 7