



US00D807650S

(12) **United States Design Patent**  
**Staten et al.**

(10) **Patent No.: US D807,650 S**  
(45) **Date of Patent: \*\* Jan. 16, 2018**

(54) **COAT RACK**

(71) Applicants: **Gary Staten**, Scio, OH (US); **Debra Staten**, Scio, OH (US)

(72) Inventors: **Gary Staten**, Scio, OH (US); **Debra Staten**, Scio, OH (US)

(\*\*) Term: **15 Years**

(21) Appl. No.: **29/587,275**

(22) Filed: **Dec. 12, 2016**

(51) **LOC (11) Cl.** ..... **06-08**

(52) **U.S. Cl.**  
USPC ..... **D6/323**; D6/316

(58) **Field of Classification Search**  
USPC ..... D6/316, 323, 513, 514, 553, 567, 574;  
D8/367, 372  
CPC .... A47G 25/746; A47G 25/743; A47G 25/06;  
A47G 25/32; A47G 25/1457; A47G 25/18;  
A47G 25/0692; A47G 25/28; A47G 25/14;  
A47G 25/005; A47G 25/0614; A47F 5/0006; A47F 7/00; A47F 5/0018;  
A47F 7/24; A47F 7/19; A47F 7/08; A47F 7/0028  
See application file for complete search history.

D268,890 S \* 5/1983 Morin ..... D6/553  
5,137,158 A 8/1992 Brockway  
D357,360 S \* 4/1995 Hayward ..... D6/316  
D390,013 S \* 2/1998 Ho ..... D6/323  
5,743,394 A \* 4/1998 Martin ..... B25H 3/003  
206/350  
D437,208 S \* 2/2001 Snell ..... D8/372  
D443,161 S \* 6/2001 Mahlmann ..... D6/567  
6,330,950 B1 \* 12/2001 Loika ..... A47F 7/0021  
211/85.7  
D461,706 S 8/2002 Goodman et al.  
D473,451 S 4/2003 Goodman et al.  
D473,455 S 4/2003 Goodman et al.  
D494,048 S \* 8/2004 Goodman ..... D8/372  
D543,826 S \* 6/2007 West ..... D8/305  
D559,089 S \* 1/2008 Goodman ..... D8/372  
D577,271 S \* 9/2008 Ganz ..... D8/27  
D694,097 S \* 11/2013 Hammer ..... D8/372  
2010/0264101 A1 10/2010 Ma

**FOREIGN PATENT DOCUMENTS**

WO WO2006074229 7/2006

\* cited by examiner

*Primary Examiner* — Lauren Calve

(57) **CLAIM**

The ornamental design for a coat rack, as shown and described.

**DESCRIPTION**


FIG. 1 is a front view of a coat rack showing our new design; FIG. 2 is a rear view of the coat rack; FIG. 3 is a left side view of the coat rack, a right side view being a mirror image thereof; and, FIG. 4 is a top view of the coat rack, a bottom view being a mirror image thereof.  
The broken lines shown represent unclaimed subject matter and form no part of the claimed design.

**1 Claim, 2 Drawing Sheets**

(56) **References Cited**

U.S. PATENT DOCUMENTS

138,676 A \* 5/1873 Mitchell ..... A01G 9/02  
211/120  
D34,820 S \* 7/1901 Christmann ..... D8/372  
2,860,788 A \* 11/1958 Hardman ..... A47G 25/746  
211/85.3  
2,990,065 A 6/1961 Margulis  
D211,635 S \* 7/1968 Holm ..... D6/552  
3,938,667 A \* 2/1976 Buckland ..... A47G 25/746  
211/85.3  
D250,925 S \* 1/1979 Flanigan ..... D6/552



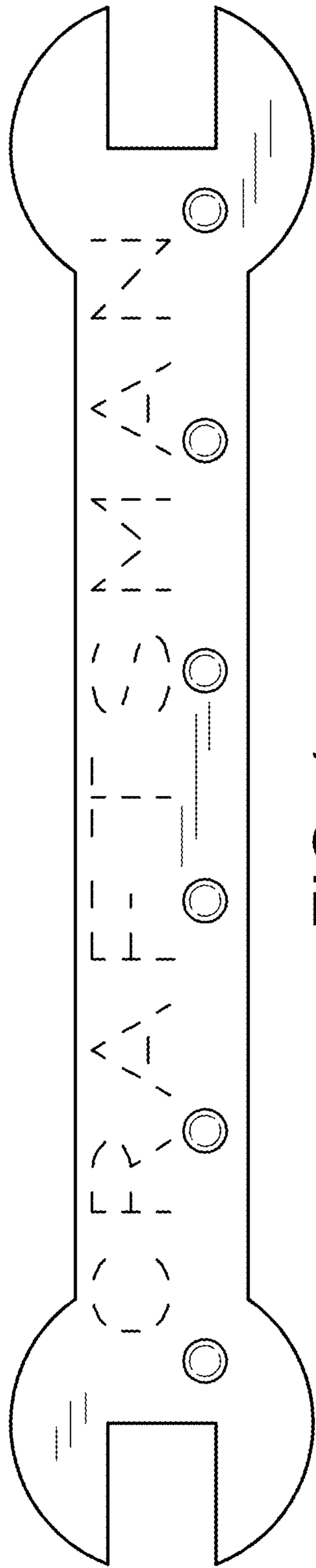


FIG. 1

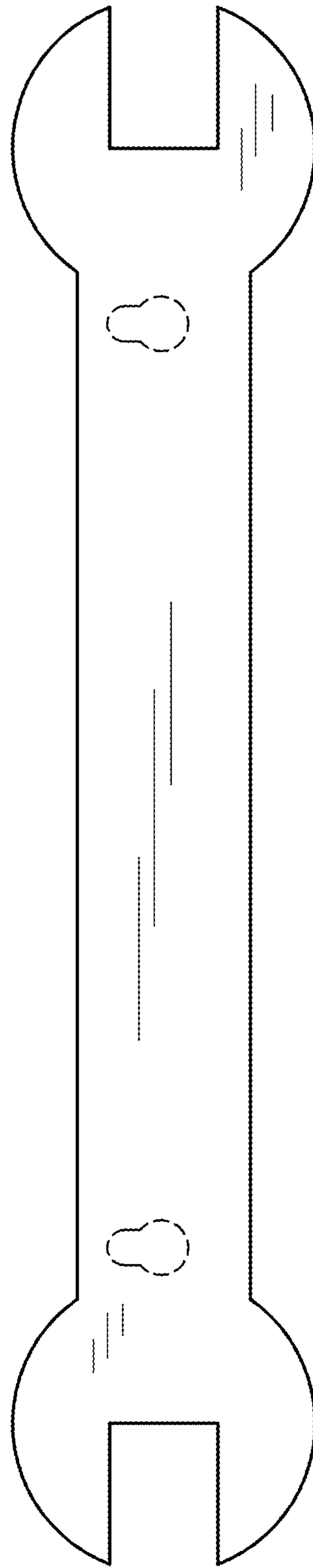


FIG. 2

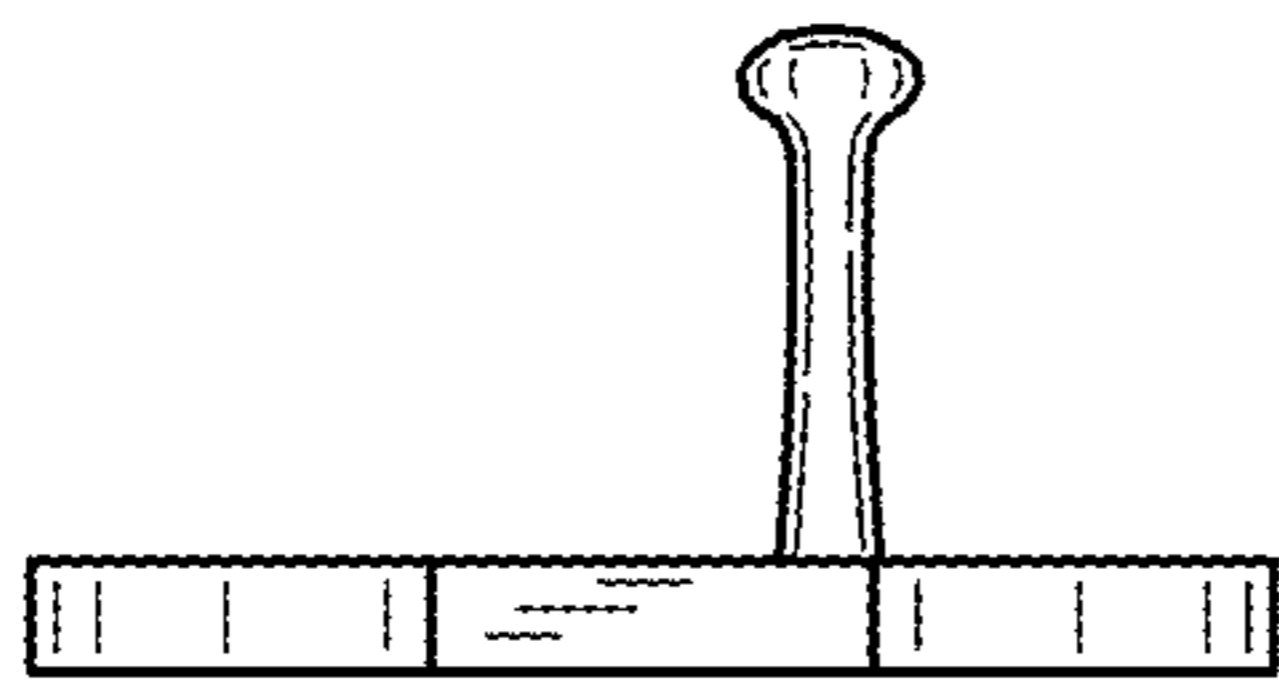


FIG. 3




FIG. 4