



US00D807637S

(12) **United States Design Patent**
Zar

(10) **Patent No.:** **US D807,637 S**
(45) **Date of Patent:** **** Jan. 16, 2018**

(54) **GLASSES HOLDER**

(71) Applicant: **Evergreen Gem Corporation**, New York, NY (US)

(72) Inventor: **Ranel Zar**, Great Neck, NY (US)

(73) Assignee: **EVERGREEN GEM CORPORATION**, New York, NY (US)

(**) Term: **15 Years**

(21) Appl. No.: **29/545,909**

(22) Filed: **Nov. 17, 2015**

(51) **LOC (11) Cl.** **03-01**

(52) **U.S. Cl.**
USPC **D3/266**

(58) **Field of Classification Search**
USPC D3/207, 215, 219, 229, 263–268, 301, D3/211; D12/417; D16/330, 339; 24/3.3, 3.7, 3.8, 563; 206/5, 5.1, 6; 248/902; 351/112, 155; D8/356, 367, D8/371
CPC A45C 11/04; A47F 7/02; A47F 7/021
See application file for complete search history.

(56) **References Cited**

U.S. PATENT DOCUMENTS

D118,822 S *	2/1940	Kaufman	D8/371
4,458,384 A *	7/1984	Arnold	A45F 5/02
				206/5
5,305,934 A *	4/1994	Grey	A45F 5/00
				224/617
D350,279 S *	9/1994	Tate	D8/373
5,377,390 A *	1/1995	Huang	A44B 6/00
				24/66.2
5,551,126 A	9/1996	Wallo		
D404,639 S *	1/1999	Samelson	D8/373

(Continued)

Primary Examiner — T. Chase Nelson

(74) *Attorney, Agent, or Firm* — Greenblum & Bernstein, P.L.C.

(57) **CLAIM**

I claim the ornamental design for a glasses holder, as shown and described.

DESCRIPTION

FIG. 1 shows a perspective view an inventive glasses holder in accordance with the disclosure;

FIG. 2 shows a front view of the inventive glasses holder of FIG. 1;

FIG. 3 shows a back side view of the inventive glasses holder of FIG. 1;

FIG. 4 shows a left side view of the inventive glasses holder of FIG. 1;

FIG. 5 shows a right side view of the inventive glasses holder of FIG. 1;

FIG. 6 shows a top view of the inventive glasses holder of FIG. 1;

FIG. 7 shows a bottom view of the inventive glasses holder of FIG. 1

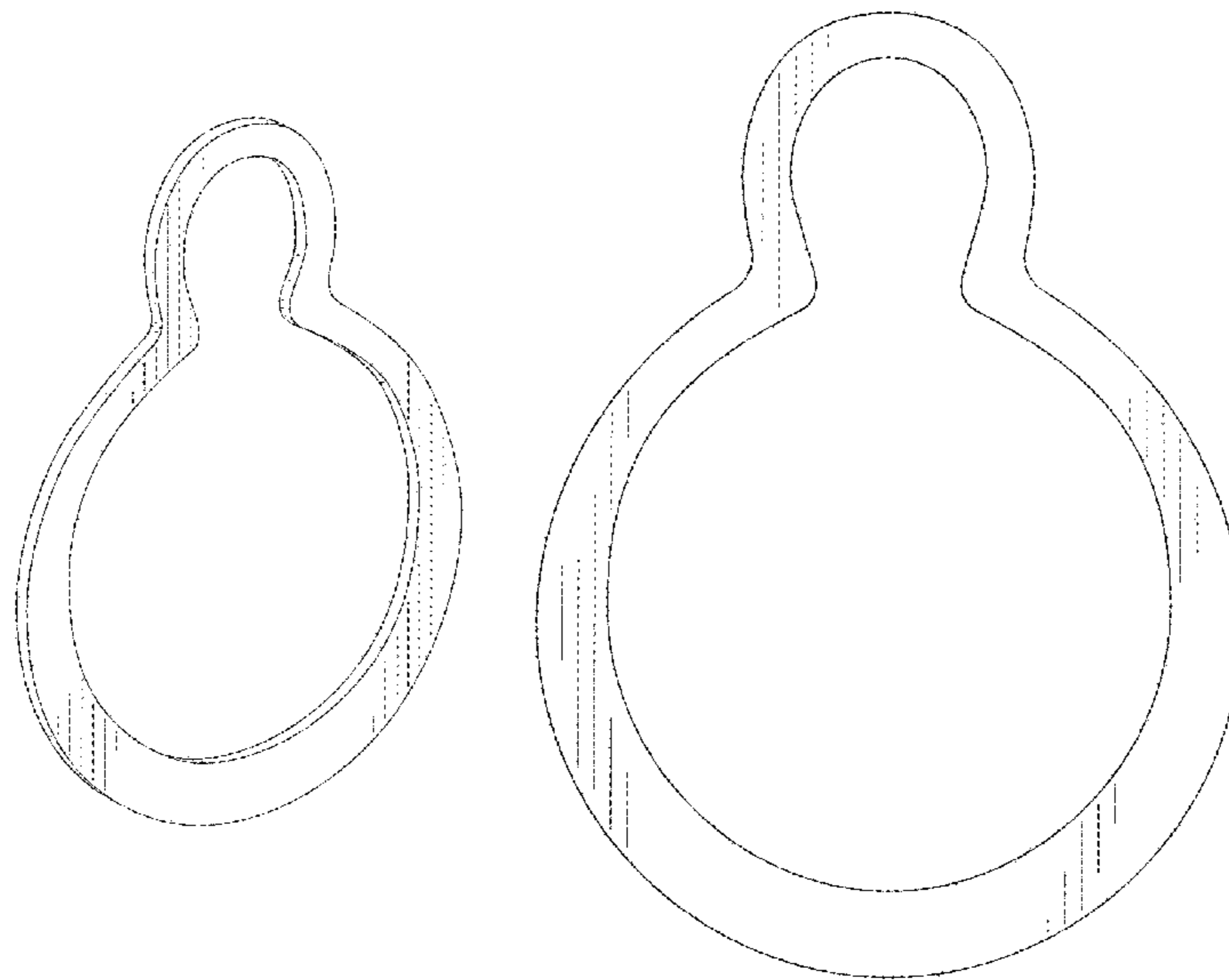
FIG. 8 shows a front view of the inventive glasses holder of FIG. 1 attached to clothing in accordance with the disclosure; and,

FIG. 9 shows a front view of the inventive glasses holder of FIG. 1 attached to clothing and holding glasses in accordance with the disclosure.

In the FIG. 8 and FIG. 9 views, portions of the claimed sunglasses holder seen in the FIG. 1 through FIG. 7 views are obscured by the unclaimed environmental structure shown with the design in these views.

Any surfaces of the design not shown, including interior surfaces, form no part of the claimed design. The broken lines depict environmental structure associated with the glasses holder in a condition of use. The broken lines and structure they depict also form no part of the claimed design.

1 Claim, 7 Drawing Sheets



(56)

References Cited

U.S. PATENT DOCUMENTS

5,864,924 A * 2/1999 Rodriguez A45F 5/02
 24/3.1
 D438,746 S * 3/2001 Barker D6/580
 6,478,168 B1 * 11/2002 McNamee A47F 7/12
 211/115
 D503,427 S * 3/2005 Goldberg D19/121
 D508,526 S * 8/2005 Goldberg D19/121
 D511,963 S * 11/2005 Murphy D8/356
 D543,440 S * 5/2007 Plzak D8/367
 D605,398 S * 12/2009 Rodriguez D3/219
 D649,348 S * 11/2011 Murphy, Jr. D3/266
 D668,939 S * 10/2012 Neri D8/367
 D668,940 S * 10/2012 Taurins D8/356
 D677,559 S * 3/2013 Taurins D8/356
 D707,445 S * 6/2014 Murphy, Jr. D3/266
 D755,505 S * 5/2016 Marteau D3/207
 D756,657 S * 5/2016 Fisher D3/215
 D761,021 S * 7/2016 Murphy, Jr. D3/266
 D769,104 S * 10/2016 Reid D8/356
 D770,725 S * 11/2016 Warner D2/639
 D775,626 S * 1/2017 McWilliam D14/432
 2011/0219534 A1 * 9/2011 Hu A47K 3/38
 4/610
 2014/0043582 A1 * 2/2014 Paydar G02C 3/00
 351/155
 2014/0320798 A1 * 10/2014 Tribelhorn G02C 3/04
 351/112

* cited by examiner

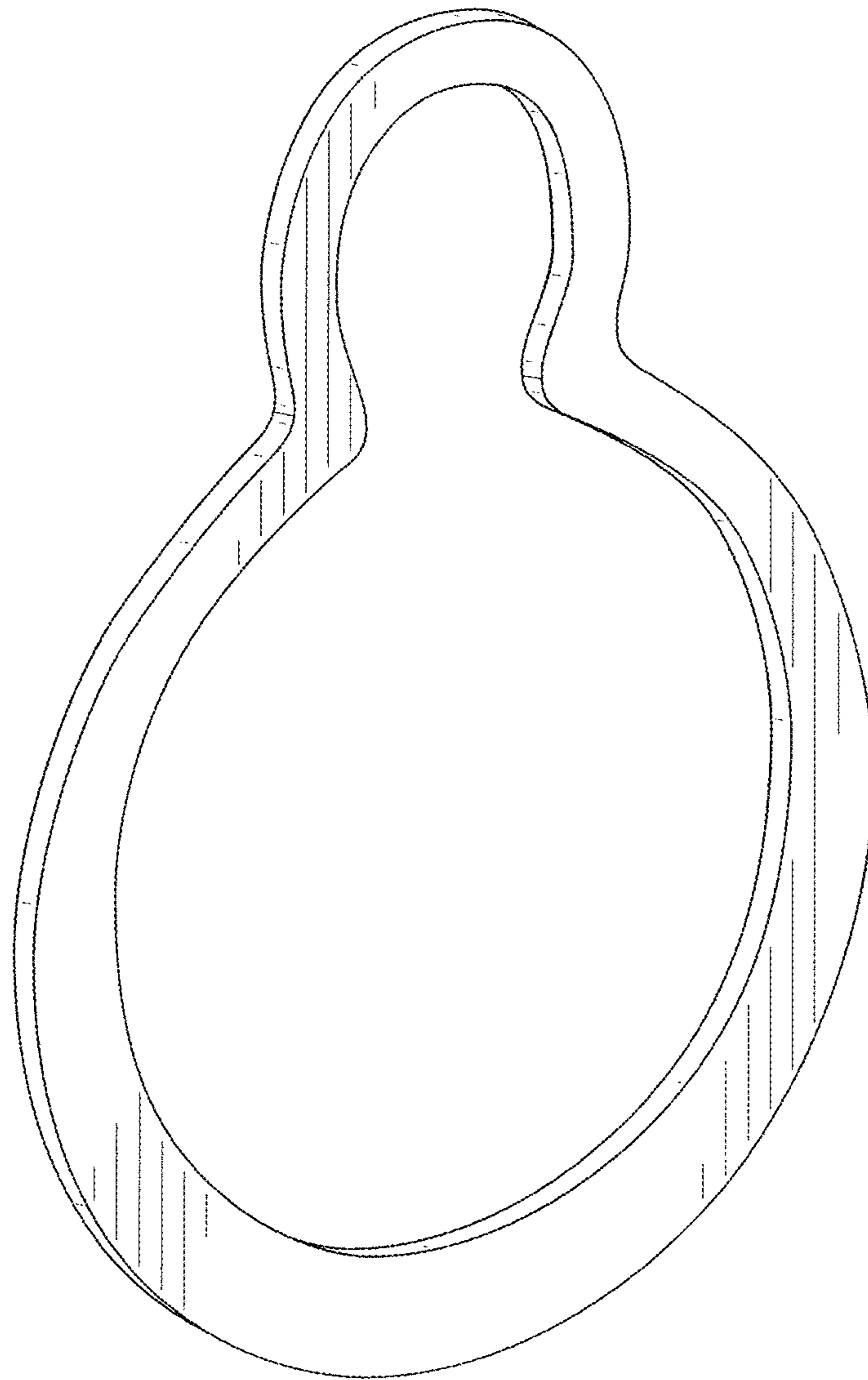


FIG. 1

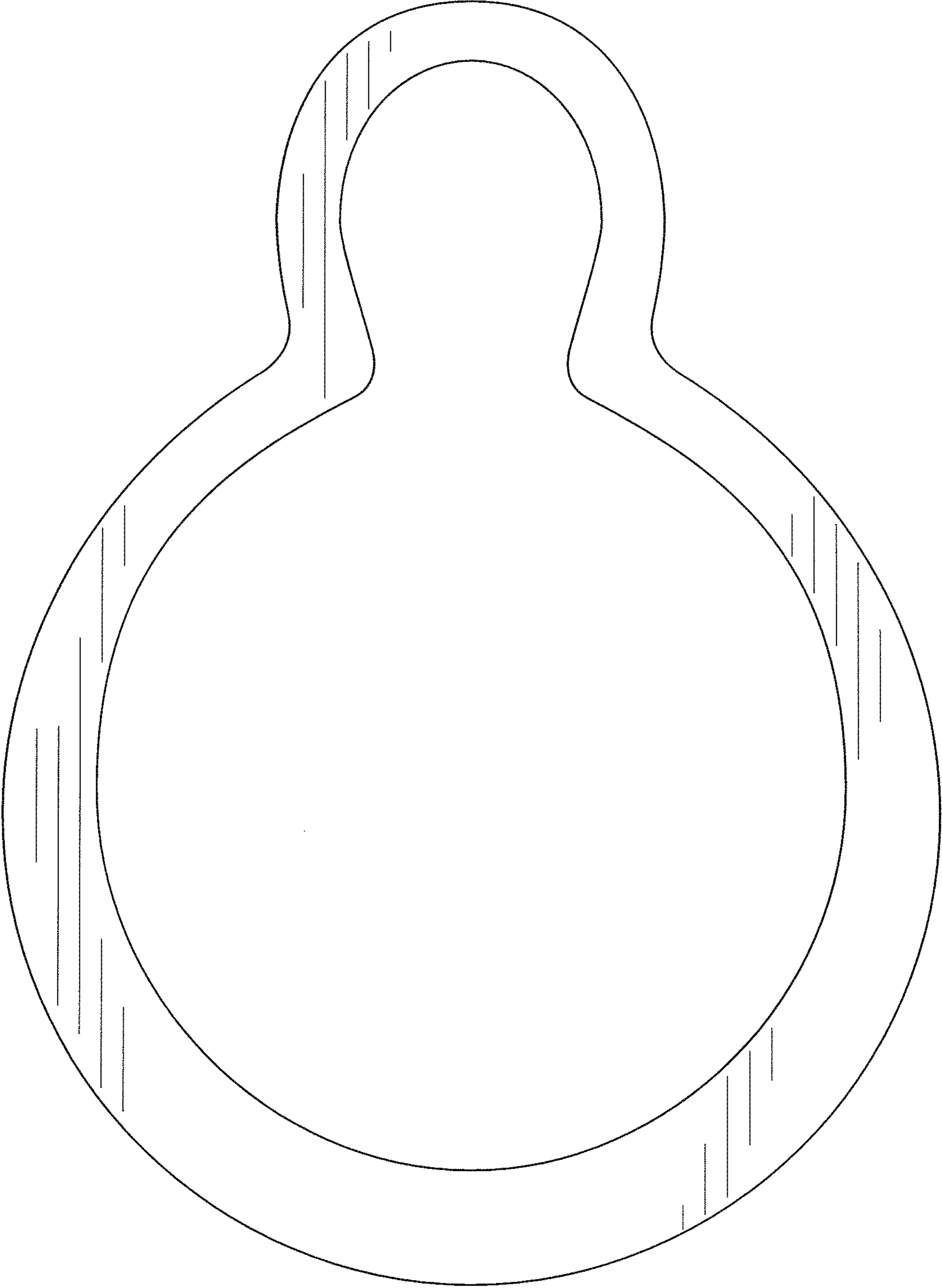


FIG. 2

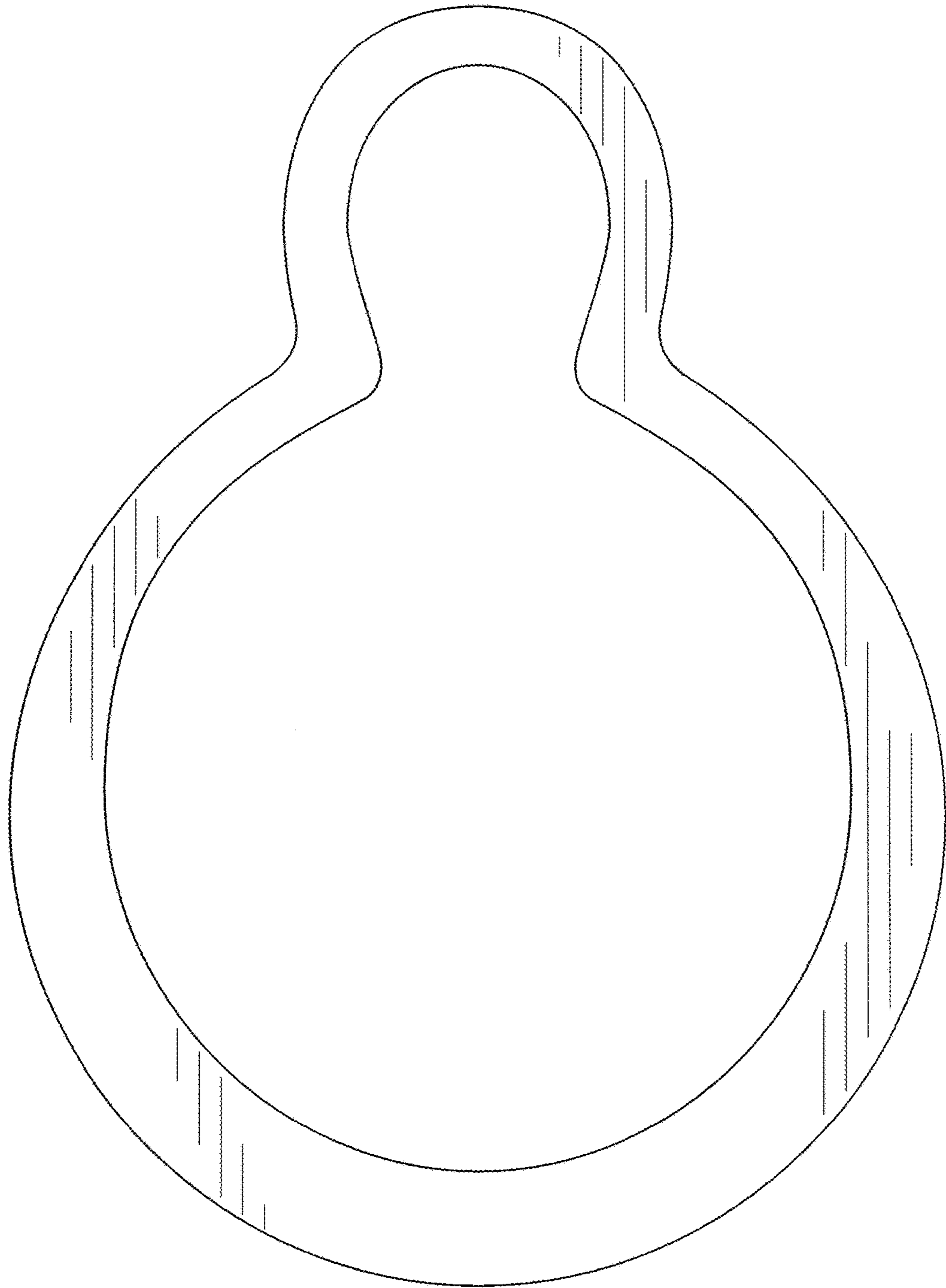


FIG. 3



FIG. 4



FIG. 5



FIG. 6



FIG. 7

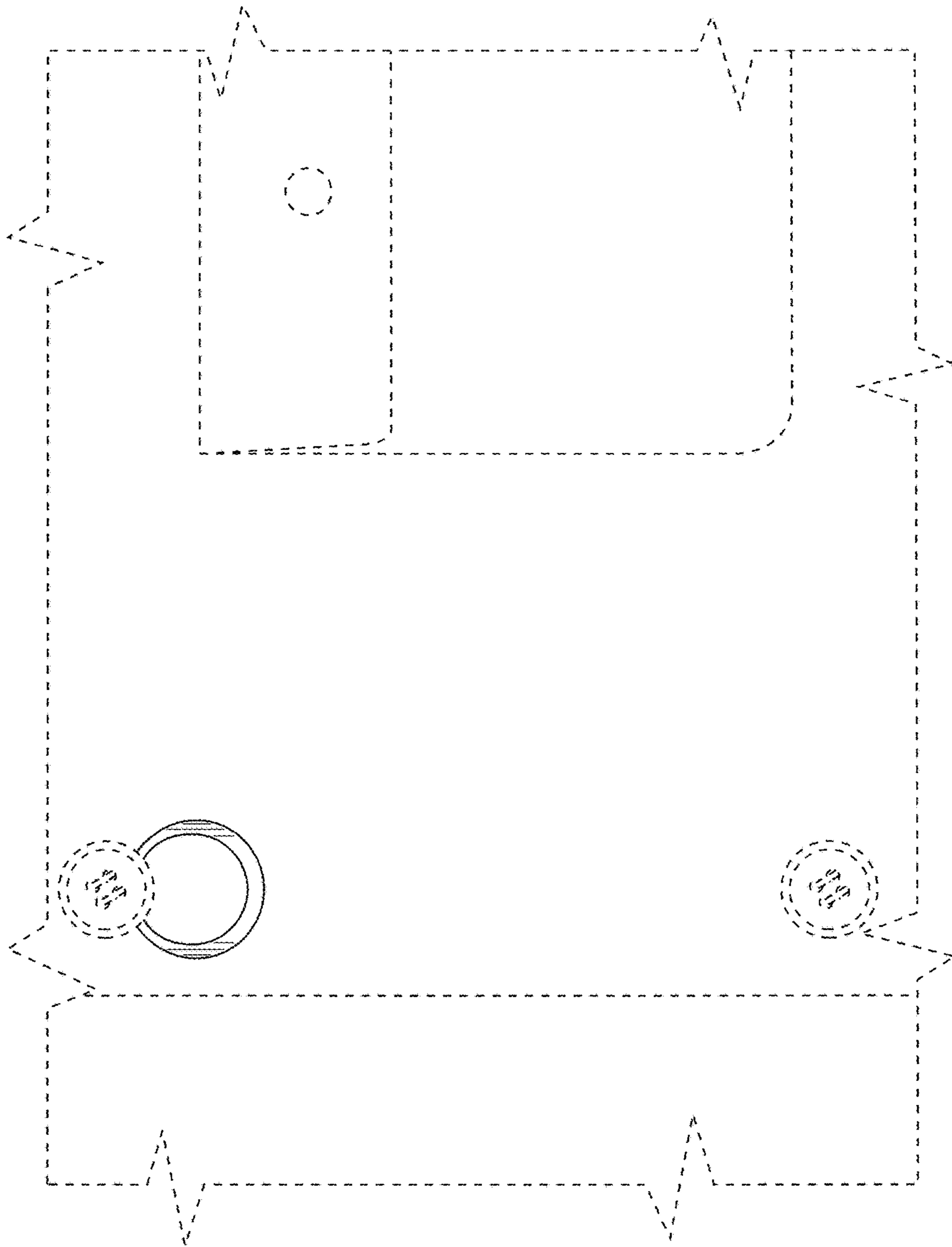


FIG. 8

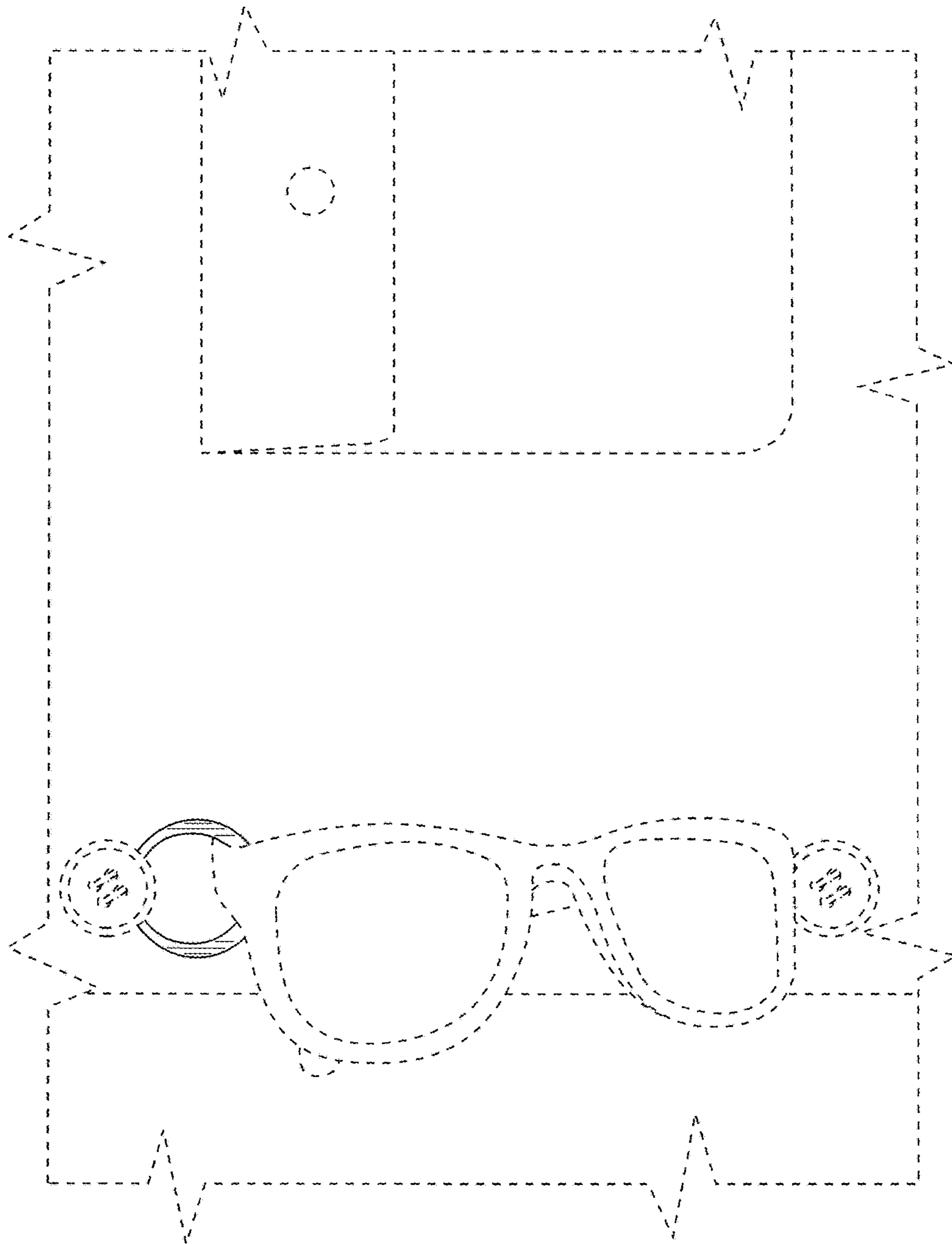


FIG. 9