



US00D807629S

(12) **United States Design Patent**  
**Cochrane**

(10) **Patent No.:** **US D807,629 S**  
(45) **Date of Patent:** **\*\* Jan. 16, 2018**

- (54) **SHOE UPPER**
- (71) Applicant: **NIKE, Inc.**, Beaverton, OR (US)
- (72) Inventor: **Erin Cochrane**, Portland, OR (US)
- (73) Assignee: **NIKE, Inc.**, Beaverton, OR (US)
- (\*\*) Term: **15 Years**
- (21) Appl. No.: **29/574,299**
- (22) Filed: **Aug. 13, 2016**
- (51) **LOC (11) Cl.** ..... **02-04**
- (52) **U.S. Cl.**  
USPC ..... **D2/972**
- (58) **Field of Classification Search**  
USPC ..... D2/969, 972-974, 902, 906-912,  
D2/943-945, 970, 977, 881, 882, 901,  
D2/986; D24/192  
CPC ... A43B 3/0047; A43B 3/0052; A43B 3/0057;  
A43B 3/0063; A43B 3/0068; A43B  
3/0073; A43B 1/04; A43B 1/06; A43B  
5/00; A43B 5/02; A43B 5/06; A43B 5/10;  
A43B 5/14; A43B 23/0245; A43B  
13/125; A43B 13/186; A43C 3/00; A43C  
7/06  
See application file for complete search history.

D672,129 S *	12/2012	Bell	.....	D2/969
D714,536 S *	10/2014	Lee	.....	D2/972
D767,873 S *	10/2016	Petrie	.....	D2/973
D770,161 S *	11/2016	Lok	.....	D2/973
D771,930 S *	11/2016	Kirschner	.....	D2/973
D784,681 S *	4/2017	Taylor	.....	D2/973
D795,558 S *	8/2017	Rowe	.....	D2/972
D795,562 S *	8/2017	Engel	.....	D2/972
D796,178 S *	9/2017	Hatfield	.....	D2/972

**OTHER PUBLICATIONS**

Nike Force Savage Pro, as posted at Store.Nike.com [online], first review posted on May 27, 2017, [site visited Jun. 28, 2017]. Available on the Internet, <URL: [http://store.nike.com/us/en\\_us/pd/force-savage-pro-mens-football-cleat/pid-11396633/](http://store.nike.com/us/en_us/pd/force-savage-pro-mens-football-cleat/pid-11396633/)>.\*

\* cited by examiner

*Primary Examiner* — Jeffrey D Asch  
*Assistant Examiner* — Rebekah A Caruso  
(74) *Attorney, Agent, or Firm* — Banner & Witcoff, Ltd.

(57) **CLAIM**

The ornamental design for a shoe upper, as shown and described.

**DESCRIPTION**


FIG. 1 is a front perspective view of a shoe upper showing my new design;  
FIG. 2 is a side view thereof; and,  
FIG. 3 is a rear perspective view thereof.  
The broken lines immediately adjacent to the shaded area define the bounds of the claimed design and form no part thereof. The unshaded regions within or adjacent to the shaded area form no part of the claimed design. The broken lines showing lines showing the remainder of the shoe are for environmental purposes only and form no part of the claimed design.

**1 Claim, 3 Drawing Sheets**

(56) **References Cited**

**U.S. PATENT DOCUMENTS**

D351,941 S *	11/1994	Avar	.....	D2/970
D386,607 S *	11/1997	Selbiger	.....	D2/946
D402,098 S *	12/1998	Cooper	.....	D2/972
D421,176 S *	2/2000	Matis	.....	D2/902
D430,724 S *	9/2000	Matis	.....	D2/969
D439,734 S *	4/2001	Wilson	.....	D2/969
D490,229 S *	5/2004	Cooper	.....	D2/972
D503,525 S *	4/2005	Matis	.....	D2/969
D532,191 S *	11/2006	Belley	.....	D2/969



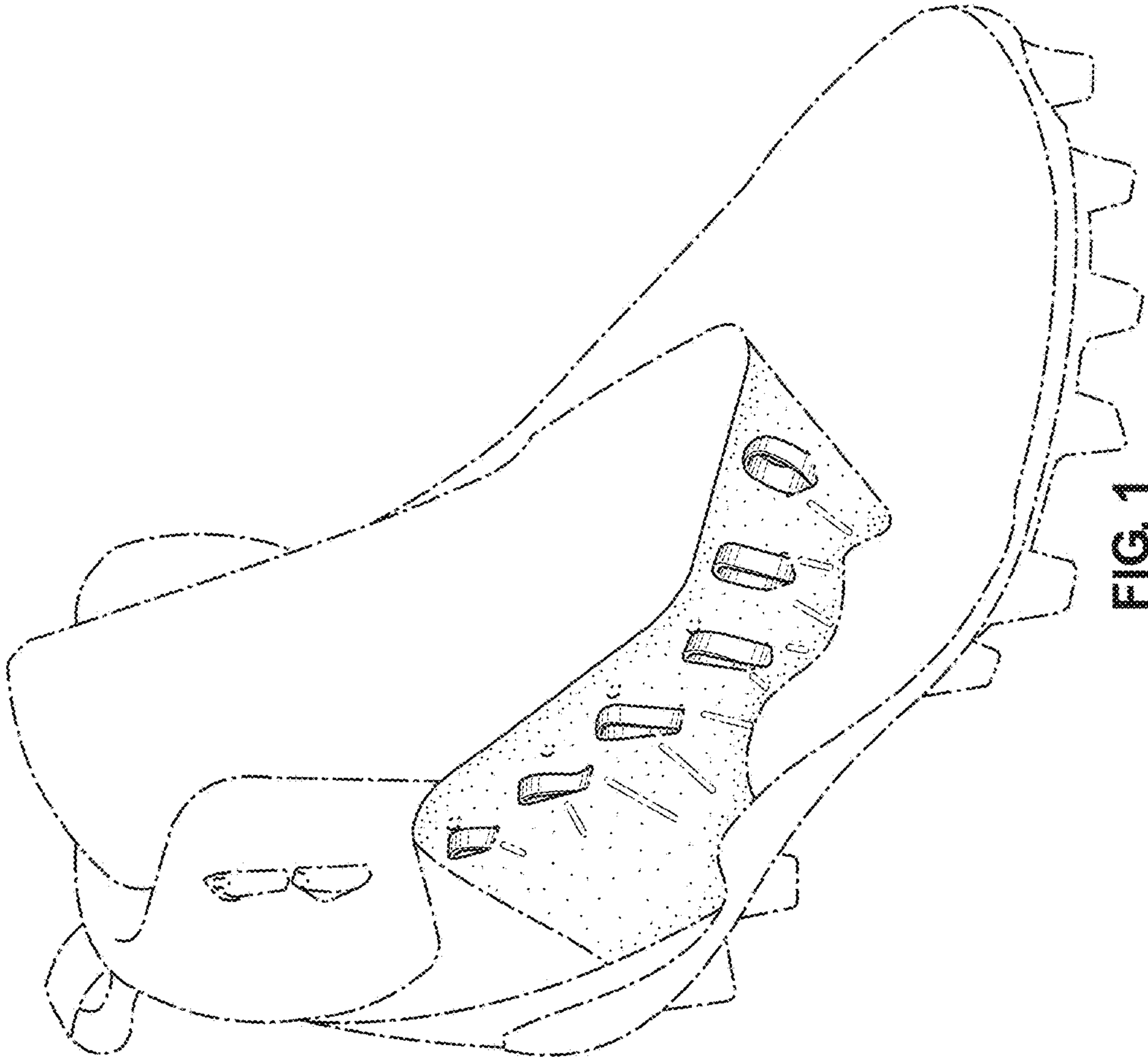


FIG. 1

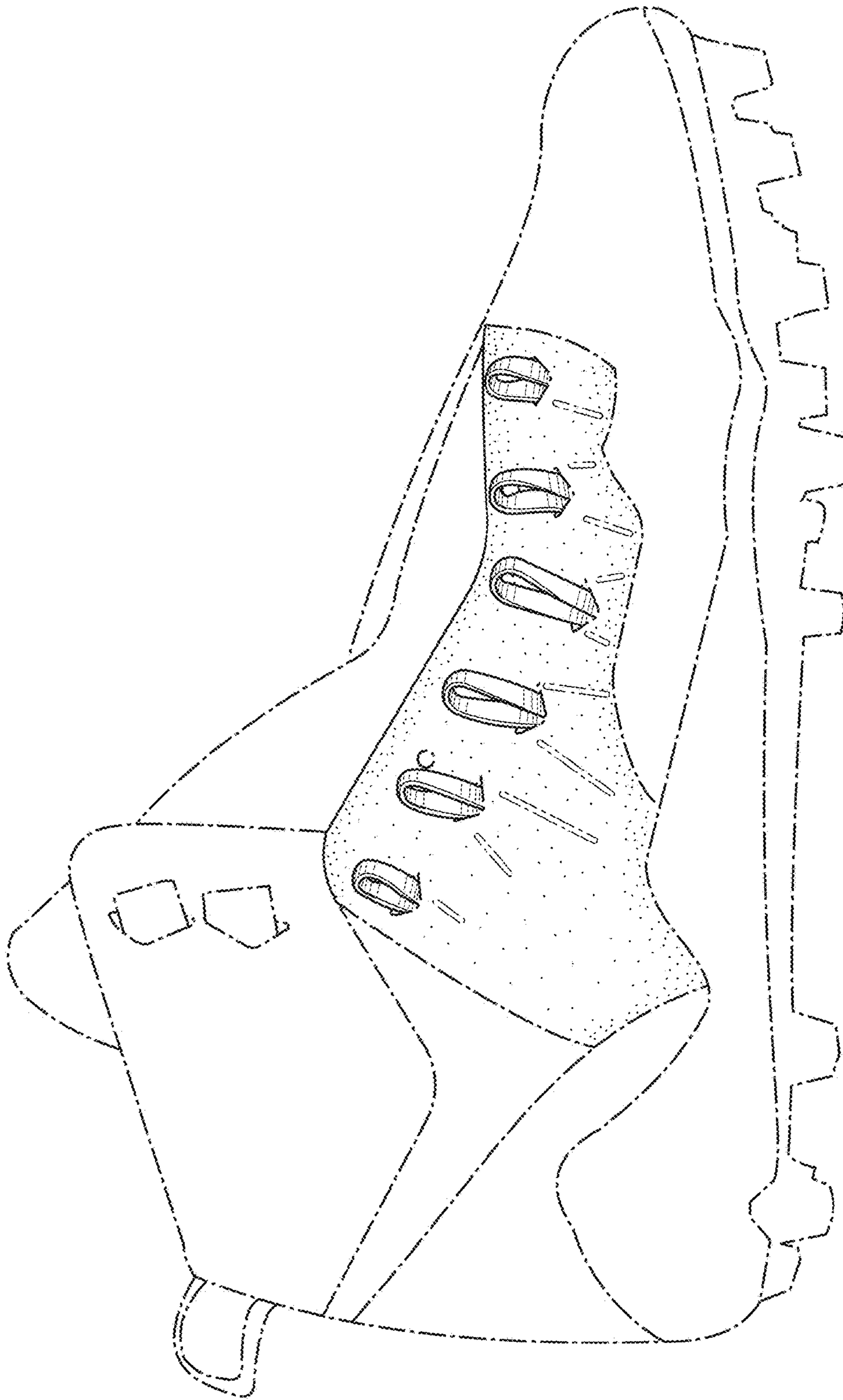


FIG. 2

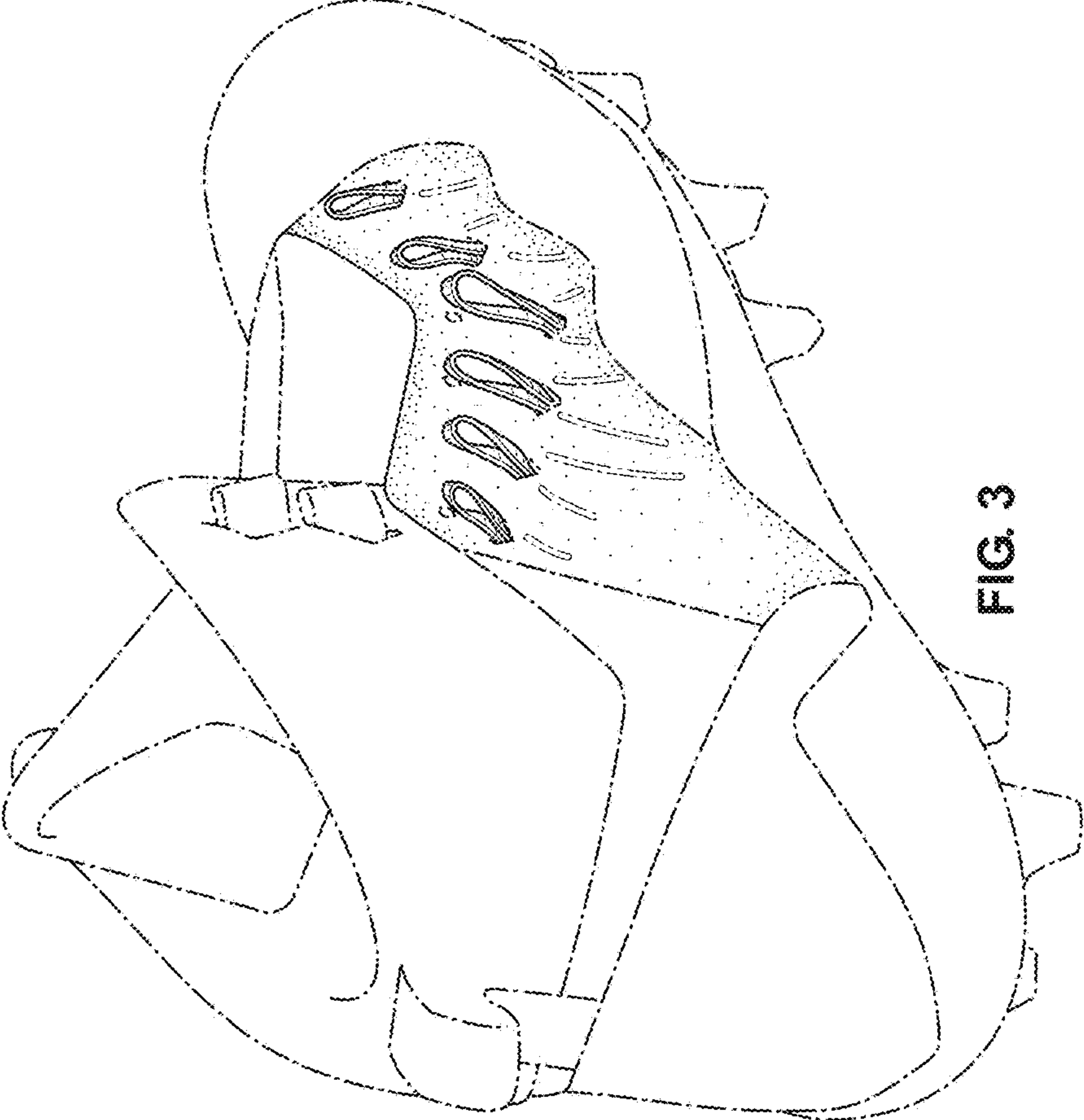


FIG. 3