

US00D807628S

(12) **United States Design Patent** (10) **Patent No.:** **US D807,628 S**
Nethongkome (45) **Date of Patent:** **** Jan. 16, 2018**

(54) **SHOE UPPER**

(71) Applicant: **NIKE, Inc.**, Beaverton, OR (US)

(72) Inventor: **Benjamin Nethongkome**, Beaverton, OR (US)

(73) Assignee: **NIKE, Inc.**, Beaverton, OR (US)

(**) Term: **15 Years**

(21) Appl. No.: **29/573,068**

(22) Filed: **Aug. 2, 2016**

(51) **LOC (11) Cl.** **02-04**

(52) **U.S. Cl.**
USPC **D2/972**

(58) **Field of Classification Search**
USPC D2/969, 972-974, 902, 906-912,
D2/943-945, 970, 977
CPC ... A43B 3/0047; A43B 3/0052; A43B 3/0057;
A43B 3/0063; A43B 3/0068; A43B
3/0073; A43B 1/04; A43B 1/06; A43B
5/00; A43B 5/02; A43B 5/06; A43B 5/10;
A43B 5/14; A43B 23/0245; A43B
13/125; A43B 13/186; A43C 3/00; A43C
7/06

See application file for complete search history.

(56) **References Cited**

U.S. PATENT DOCUMENTS

D668,858 S * 10/2012 Shaffer D2/972
D682,530 S * 5/2013 Wilken D2/972
D701,037 S * 3/2014 Ho D2/972
D707,950 S * 7/2014 William, Jr. D2/972
D709,280 S * 7/2014 Shaffer D2/972
D716,540 S * 11/2014 Anceresi D2/972
D718,032 S * 11/2014 VanHook D2/972
D722,226 S * 2/2015 Williams, Jr. D2/972
D746,572 S * 1/2016 Bell D2/972
D767,868 S * 10/2016 Johnsongriffin D2/972

D788,435 S * 6/2017 Gibson D2/972
D792,704 S * 7/2017 O'Connor D2/972
D801,028 S * 10/2017 Small D2/972
D801,029 S * 10/2017 Lee D2/972
D801,671 S * 11/2017 Small D2/972

OTHER PUBLICATIONS

“Kobe Bryant has a New Shoe Called the Nike Mamba Instinct,” Nike Mamba Instinct pictured therein, as posted at SneakerNews.com [online], posted on Jan. 11, 2017, [site visited Jun. 20, 2017]. Available on the Internet, <URL:https://sneakernews.com/2017/01/11/nike-mamba-instinct-kobe-bryant-team-sneaker/>.*

* cited by examiner

Primary Examiner — Jeffrey D Asch

Assistant Examiner — Rebekah A Caruso

(74) *Attorney, Agent, or Firm* — Shook, Hardy & Bacon L.L.P.

(57) **CLAIM**

The ornamental design for a shoe upper, as shown and described.

DESCRIPTION

FIG. 1 is a front perspective view of a shoe showing my new design;

FIG. 2 is a side view thereof;

FIG. 3 is a rear perspective view thereof;


FIG. 4 is a front view thereof;

FIG. 5 is a top view thereof; and,

FIG. 6 is a magnified view of the portion identified in FIG. 1.

The long and short broken lines immediately adjacent to the photographic area define the bounds of the claimed design, and form no part thereof. The even-length_broken lines showing the remainder of the shoe are for environmental purposes only and form no part of the claimed design.

1 Claim, 6 Drawing Sheets



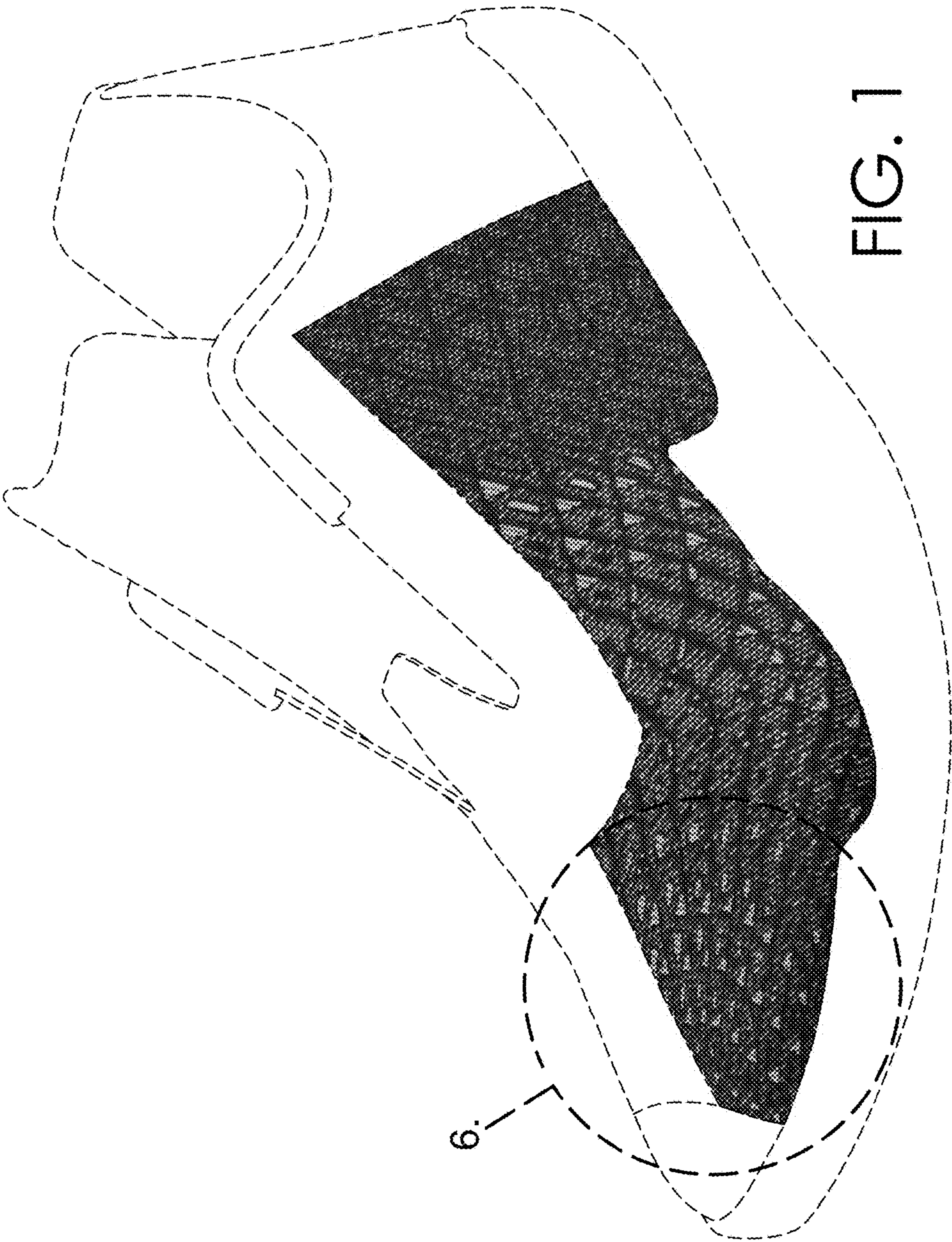


FIG. 1




FIG. 2

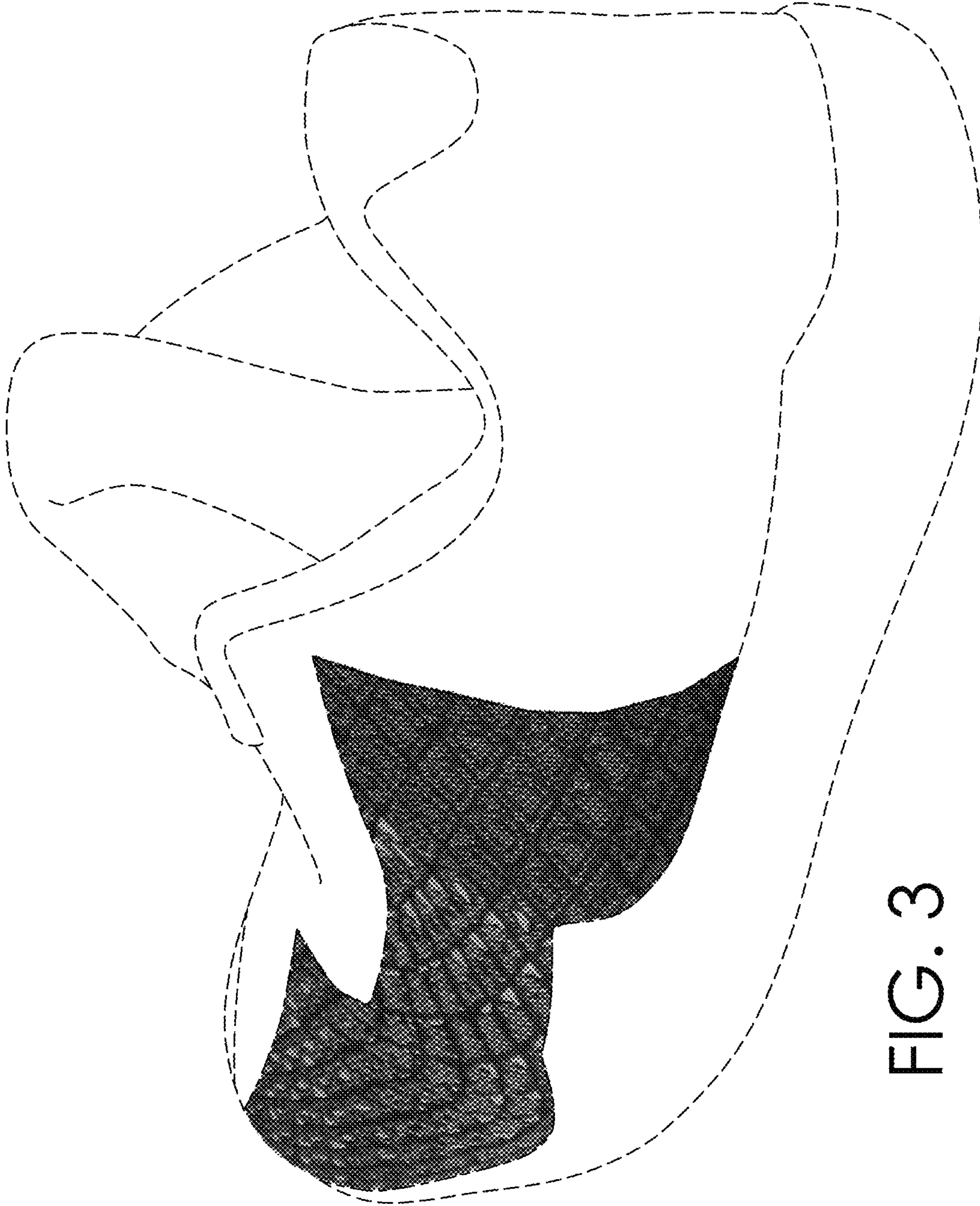


FIG. 3




FIG. 4

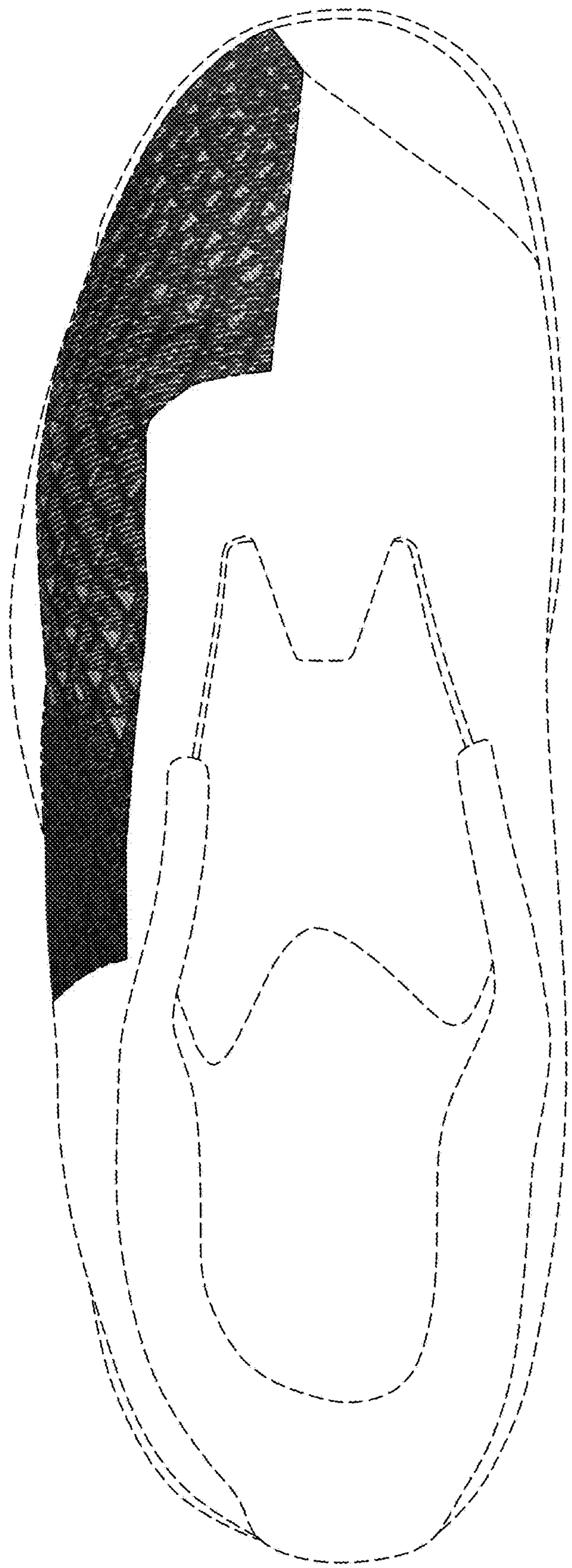


FIG. 5

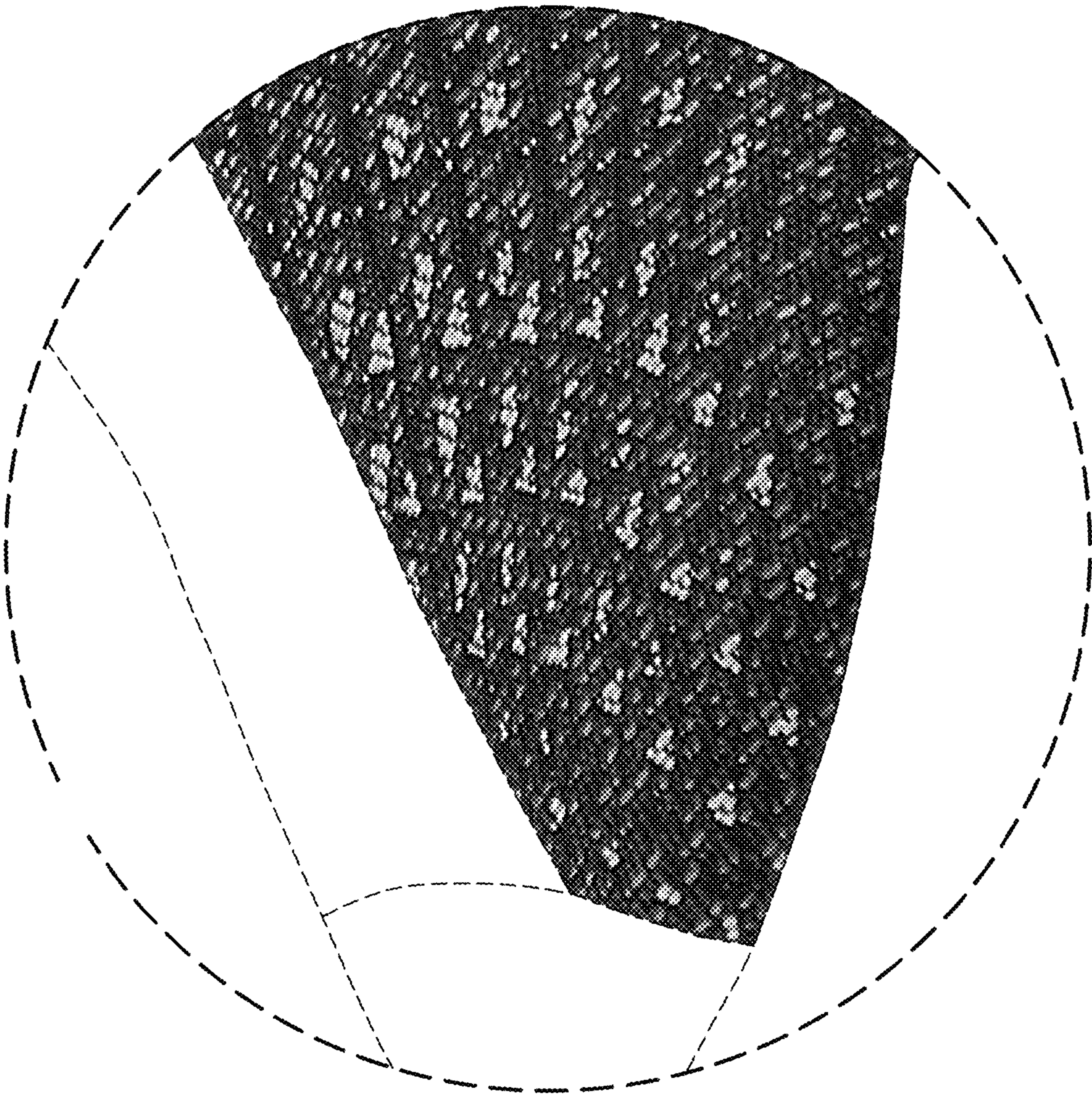


FIG. 6

UNITED STATES PATENT AND TRADEMARK OFFICE
CERTIFICATE OF CORRECTION

PATENT NO. : D807,628 S
APPLICATION NO. : 29/573068
DATED : January 16, 2018
INVENTOR(S) : Benjamin Nethongkome

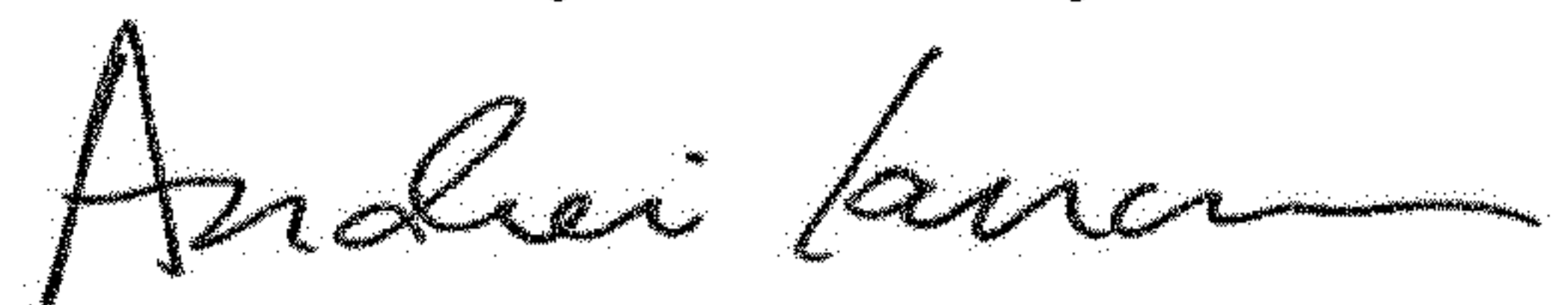
Page 1 of 1

It is certified that error appears in the above-identified patent and that said Letters Patent is hereby corrected as shown below:

In the Description:

Line 11: "The even-length_broken lines" should read --The even-length broken lines--

Signed and Sealed this
First Day of January, 2019

A handwritten signature in black ink, appearing to read "Andrei Iancu", written in a cursive style.

Andrei Iancu
Director of the United States Patent and Trademark Office