



US00D807616S

(12) **United States Design Patent**
Komulainen et al.

(10) **Patent No.:** **US D807,616 S**
(45) **Date of Patent:** **** Jan. 16, 2018**

(54) **TROUSERS**

(71) Applicant: **Under Armour, Inc.**, Baltimore, MD
(US)

(72) Inventors: **Maija Komulainen**, New York, NY
(US); **John Hardy**, Baltimore, MD
(US)

(73) Assignee: **Under Armour, Inc.**, Baltimore, MD
(US)

(**) Term: **15 Years**

(21) Appl. No.: **29/576,283**

(22) Filed: **Sep. 1, 2016**

(51) **LOC (11) Cl.** **02-02**

(52) **U.S. Cl.**
USPC **D2/742**

(58) **Field of Classification Search**
USPC D2/742, 986, 731; 2/232
CPC A41D 1/067; A41D 1/08; A41D 15/002;
A41D 15/005; A41C 1/06
See application file for complete search history.

(56) **References Cited**

U.S. PATENT DOCUMENTS

815,998	A	3/1906	Wolff	
3,533,108	A	10/1970	Feldser	
4,631,753	A	12/1986	Ehring	
4,896,379	A	1/1990	Kape	
5,088,128	A	2/1992	Kape	
5,138,717	A	8/1992	Tolton	
6,038,700	A	3/2000	Aldridge et al.	
D507,392	S *	7/2005	Sieber	D2/742
D528,743	S *	9/2006	MacMillan	A41D 1/06 D2/742
D542,508	S *	5/2007	Zimmerman	D2/742
D679,890	S *	4/2013	Persaud	D2/742
D734,919	S *	7/2015	Korman	D2/742

D787,158	S *	5/2017	Lago	D2/742
D787,159	S *	5/2017	Lago	D2/742
D787,784	S *	5/2017	Lago	D2/742
2005/0198724	A1	9/2005	Steitle et al.	
2006/0230489	A1 *	10/2006	Trageser	A41D 1/08 2/69
2006/0277660	A1 *	12/2006	MacMillan	A41D 1/06 2/232
2008/0120759	A1	5/2008	Tolton	
2009/0172859	A1 *	7/2009	Clement	A41D 1/08 2/69
2010/0281601	A1	11/2010	Clarke et al.	
2013/0014311	A1	1/2013	Chapuis	
2013/0047318	A1	2/2013	Grate	
2013/0160190	A1 *	6/2013	DuBose	A41D 27/145 2/232
2015/0164155	A1 *	6/2015	Miller	A41D 13/1209 2/249

FOREIGN PATENT DOCUMENTS

EP 2545793 A1 1/2013

* cited by examiner

Primary Examiner — Robin V Webster

Assistant Examiner — James C Thorn, Sr.

(74) *Attorney, Agent, or Firm* — Edell, Shapiro & Finnan, LLC

(57) **CLAIM**

The ornamental design for trousers, as shown and described.

DESCRIPTION

FIG. 1 is a front view in elevation of trousers showing my new design;
FIG. 2 is a rear view in elevation thereof;
FIG. 3 is a left side in elevation thereof; and,
FIG. 4 is a right side view in elevation thereof.
The broken line illustration of environmental structure in the drawings is not part of the claimed design.

1 Claim, 1 Drawing Sheet



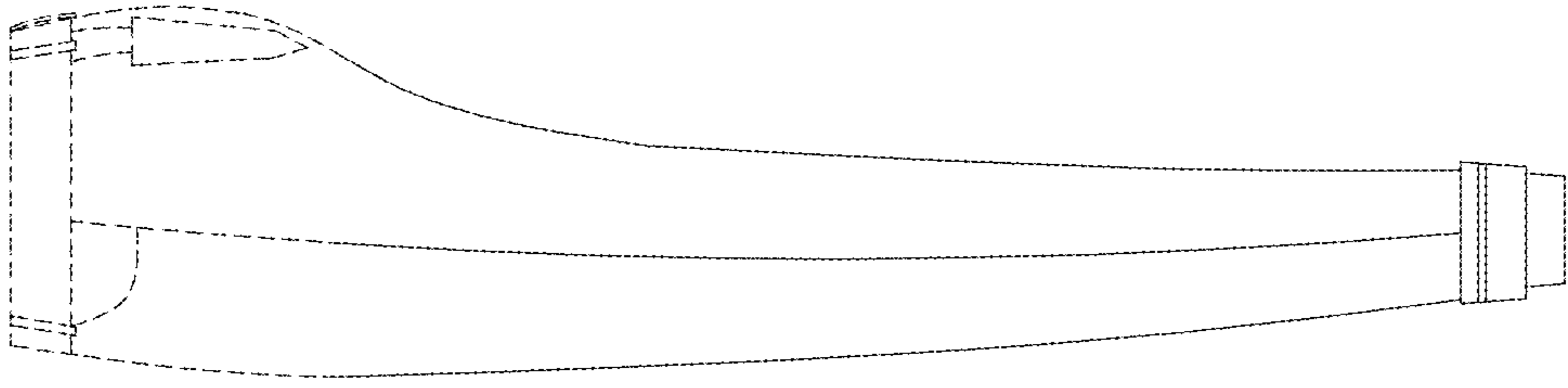


FIG.4

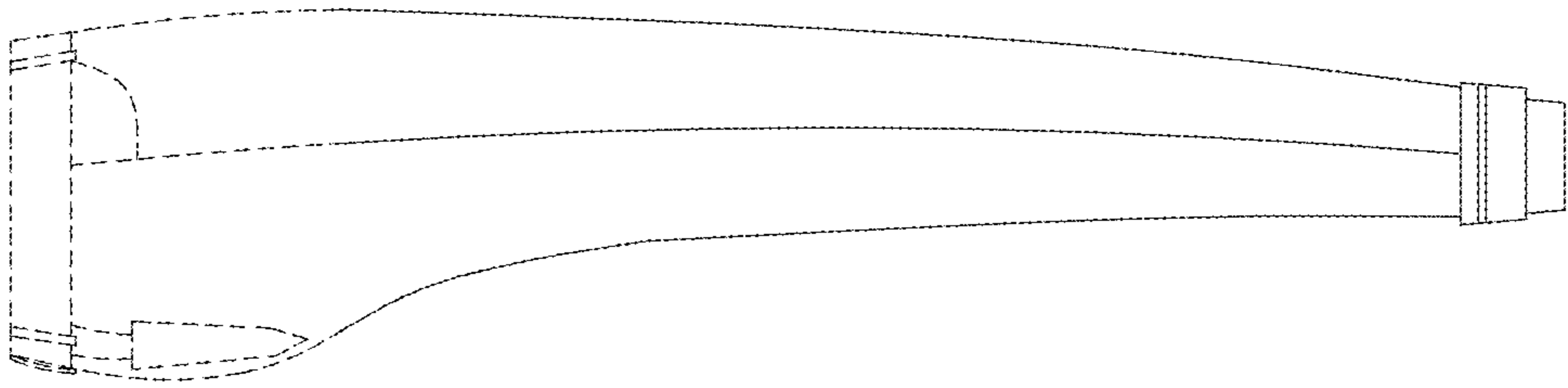


FIG.3

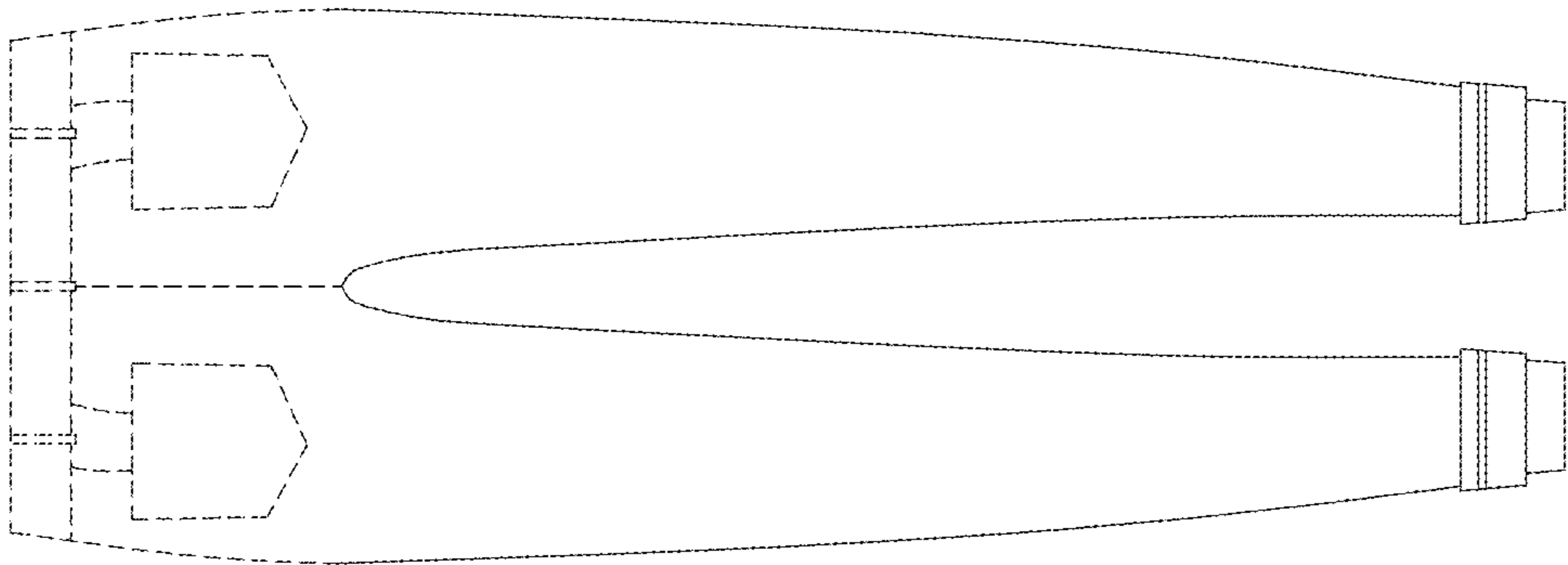


FIG.2



FIG.1