



US00D807584S

(12) **United States Design Patent**
Fletcher et al.

(10) **Patent No.:** **US D807,584 S**
(45) **Date of Patent:** **** Jan. 9, 2018**

(54) **HEARING PROTECTOR**

(71) Applicant: **3M INNOVATIVE PROPERTIES COMPANY**, St. Paul, MN (US)

(72) Inventors: **Douglas D. Fletcher**, Woodbury, MN (US); **Nicolas A. Echeverri**, Woodbury, MN (US); **Eric O. Hemberg**, Shatin (HK); **Oscar M. Hemberg**, Dalarö (SE)

(73) Assignee: **3M INNOVATIVE PROPERTIES COMPANY**, St. Paul, MN (US)

(**) Term: **15 Years**

(21) Appl. No.: **29/548,934**

(22) Filed: **Dec. 17, 2015**

(51) **LOC (11) Cl.** **29-02**

(52) **U.S. Cl.**
USPC **D29/112**

(58) **Field of Classification Search**
USPC D29/100, 102, 105, 106, 108, 112, 122;
2/455, 410, 417, 423, 424, 425, 9, 171,
2/208, 209, 918; D14/205, 223, 249;
181/129, 130, 135; 379/430, 431;
381/380, 381; 455/90.3, 575.1
CPC A42B 3/16; A42B 3/163; A42B 3/166;
A61F 11/06; A61F 11/08; A61F 11/10;
A61F 11/12; A61F 11/14; A61F
2011/085; H04R 1/10; H04R 1/1008;
H04R 1/1016; H04R 1/105; H04R
1/1058; H04R 1/1066; H04R 1/1075;
H04R 1/1083; H04R 5/0335; H04R
25/652; H04R 25/654; H04R 25/656;
A63B 71/10
See application file for complete search history.

3,085,253 A * 4/1963 Ulrich A61F 11/14
181/256

D206,256 S * 11/1966 Boyer D29/112

3,681,540 A * 8/1972 Thomson H04R 1/1066
381/374

D239,787 S * 5/1976 Lonnstedt D29/112

D298,670 S * 11/1988 Palmaer D14/205

D313,092 S * 12/1990 Nilsson D14/205

5,068,923 A * 12/1991 Sjoqvist A61F 11/14
181/129

5,384,857 A * 1/1995 Nordin A61F 11/14
381/374

D375,584 S * 11/1996 Westerdal D29/112

D385,665 S * 10/1997 Westerdal D29/112

D403,126 S * 12/1998 Scanlon D29/112

D411,200 S * 6/1999 Almqvist D14/192

D413,413 S * 8/1999 Dillon D14/205

D427,382 S * 6/2000 Leight D29/112

(Continued)

Primary Examiner — Elizabeth J Oswecki
(74) *Attorney, Agent, or Firm* — Irina Hass

(57) **CLAIM**

The ornamental design for a hearing protector, as shown and described.

DESCRIPTION

FIG. 1 is a perspective view of a hearing protector showing our new design;

FIG. 2 is a front view thereof, a rear view being a mirror image thereof;

FIG. 3 is a top view thereof;

FIG. 4 is a bottom view thereof; and,

FIG. 5 is a right side view thereof, a left side view being a mirror image thereof.

The portions of the hearing protector in FIGS. 1-5 shown in broken lines are included to show features that form no part of the claimed design.

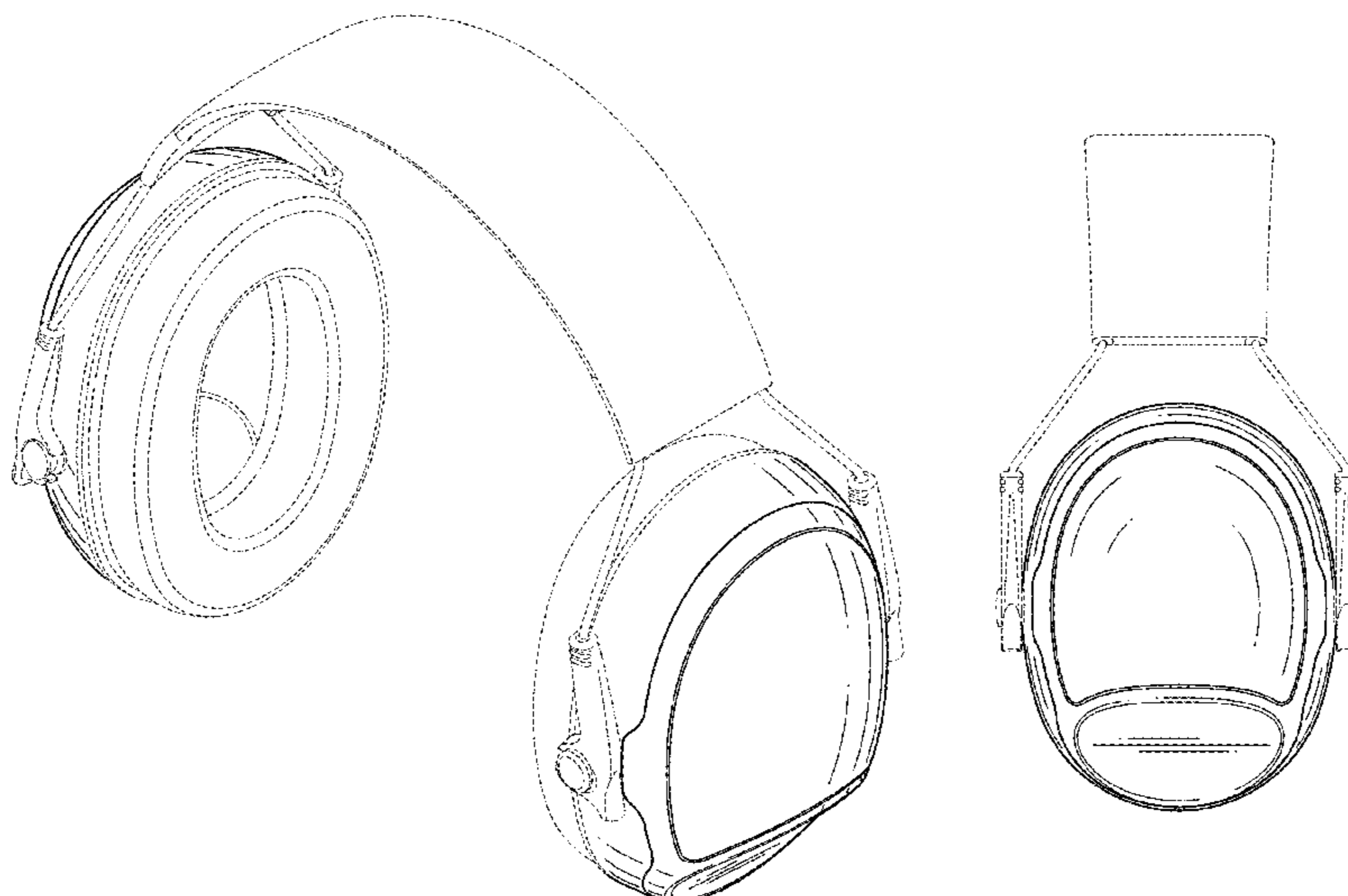
1 Claim, 3 Drawing Sheets

(56) **References Cited**

U.S. PATENT DOCUMENTS

2,883,671 A * 4/1959 Hornickel A61F 11/14
128/866

2,981,958 A * 5/1961 Wadsworth A61F 11/14
2/209



(56)

References Cited

U.S. PATENT DOCUMENTS

D434,191	S *	11/2000	Emilsson	D29/112
D459,033	S *	6/2002	Dix	D29/112
D459,034	S *	6/2002	Dix	D29/112
D465,616	S *	11/2002	Nilsson	A61F 11/14
				D29/112
D509,323	S *	9/2005	Emilsson	D29/112
D541,483	S *	4/2007	Birgersson	D29/112
D544,650	S *	6/2007	Westerdal	D29/112
7,766,120	B2 *	8/2010	Hansson	A61F 11/14
				181/129
D651,764	S *	1/2012	Gresko	A61F 11/14
				D29/112
D663,900	S *	7/2012	Karlsson	A61F 11/14
				D29/112
D735,419	S *	7/2015	Rose	D29/112
D736,475	S *	8/2015	Fletcher	D29/112
D747,557	S *	1/2016	Bonney	D29/112
D752,816	S *	3/2016	Fletcher	D29/112
D753,884	S *	4/2016	Bonney	D29/112
D764,717	S *	8/2016	Fletcher	D29/112
D766,520	S *	9/2016	Fletcher	D29/112
D780,378	S *	2/2017	Chow	D14/205
2003/0037366	A1 *	2/2003	Lindgren	1/14
2013/0340769	A1 *	12/2013	Roos	A61F 11/14
				128/866

* cited by examiner

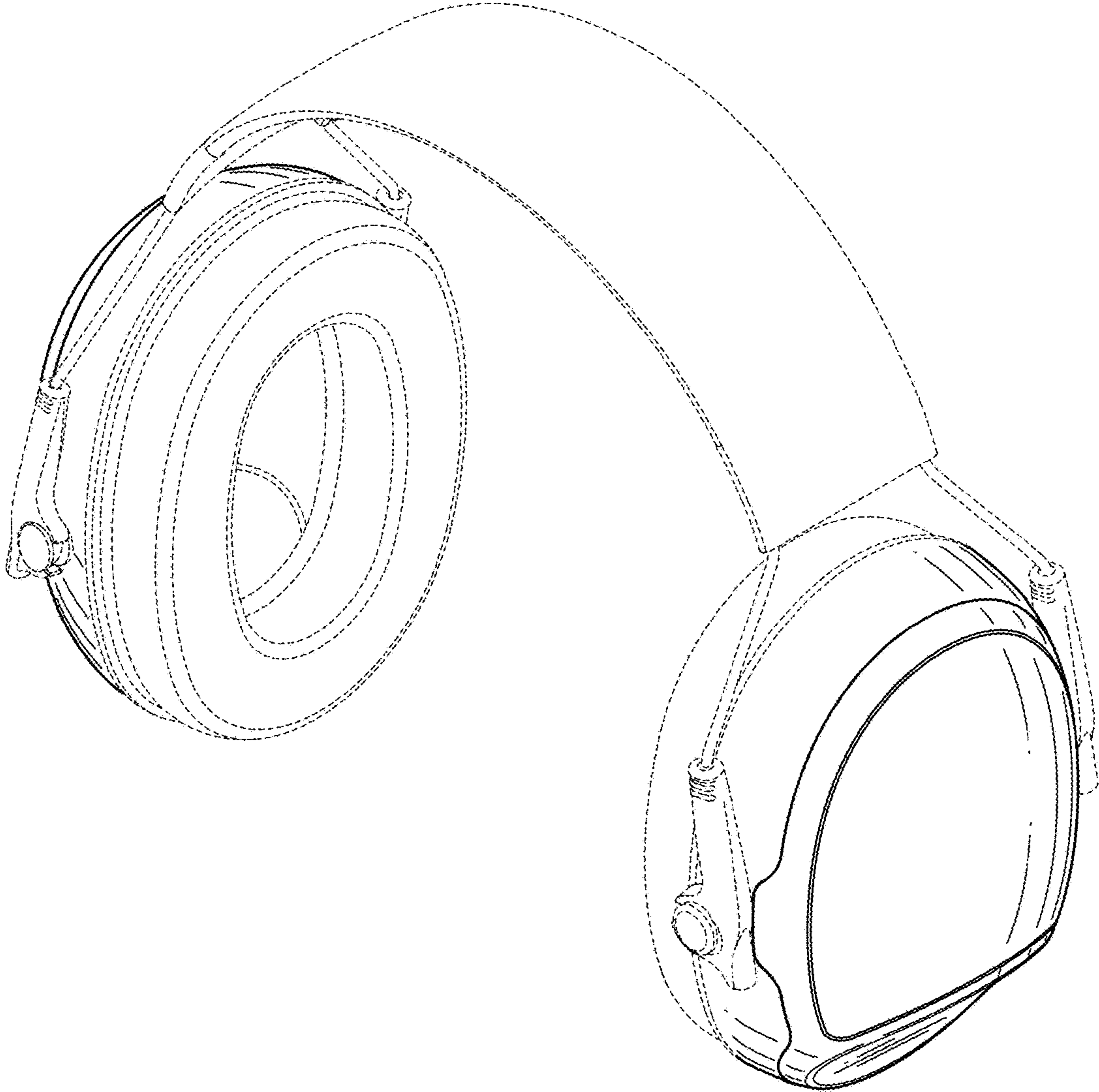


FIG. 1

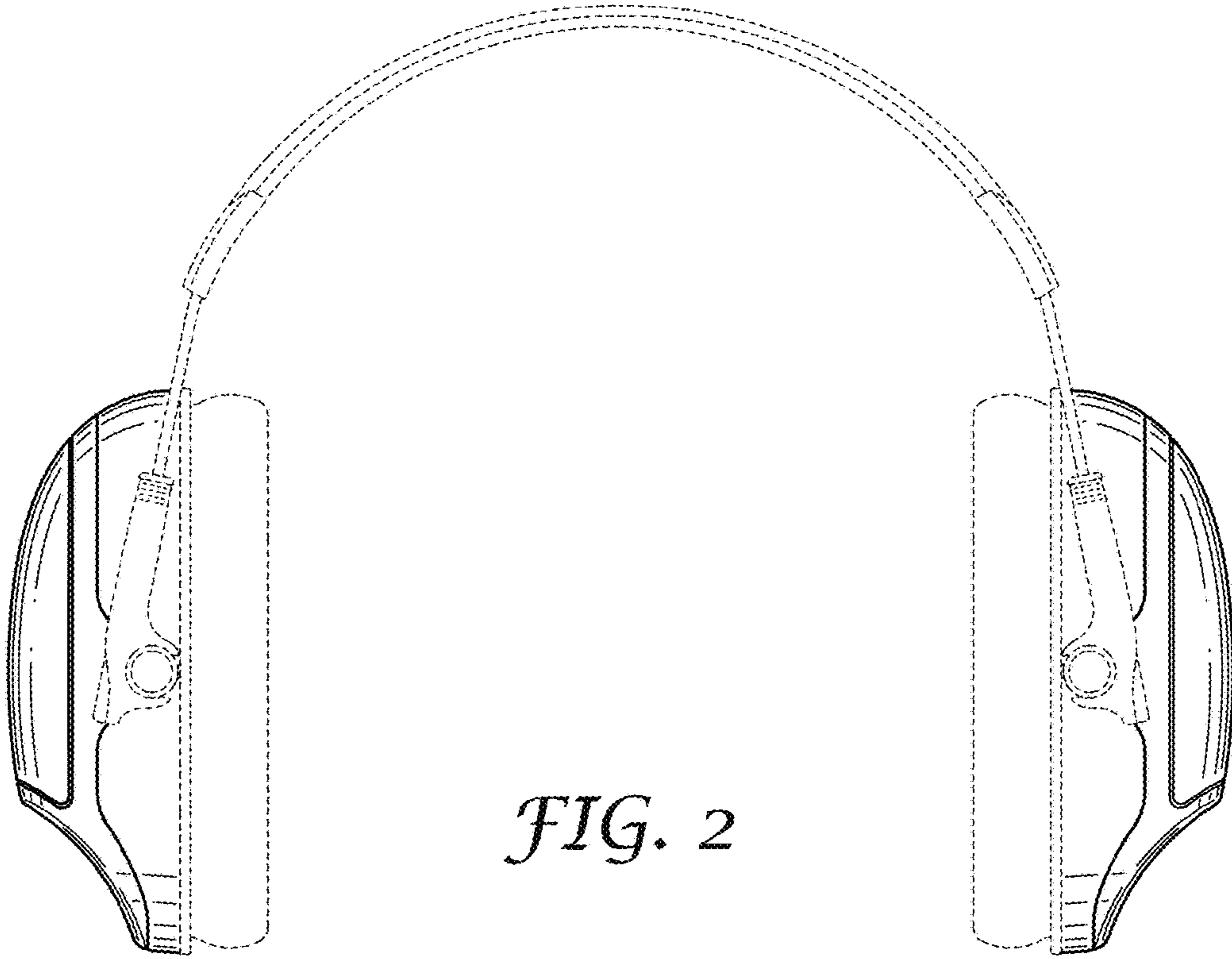


FIG. 2

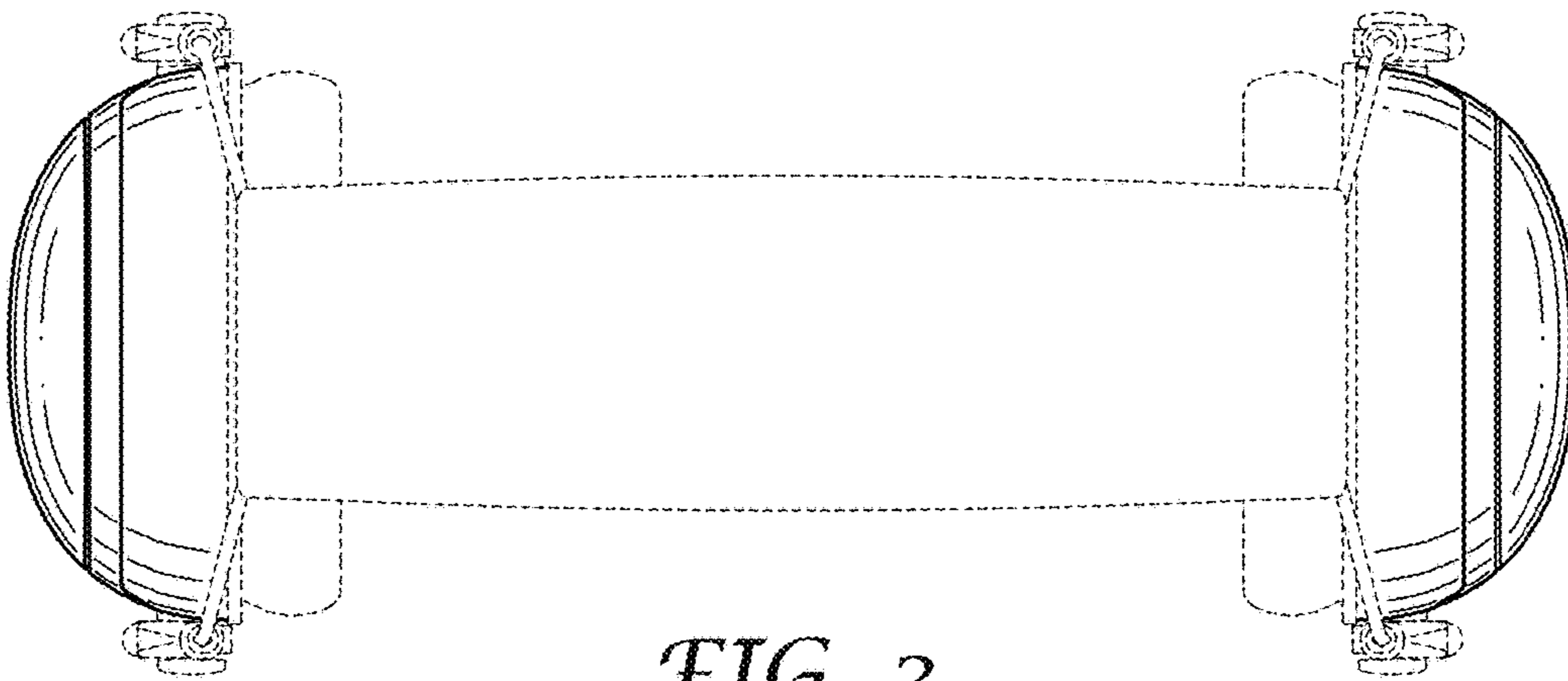


FIG. 3

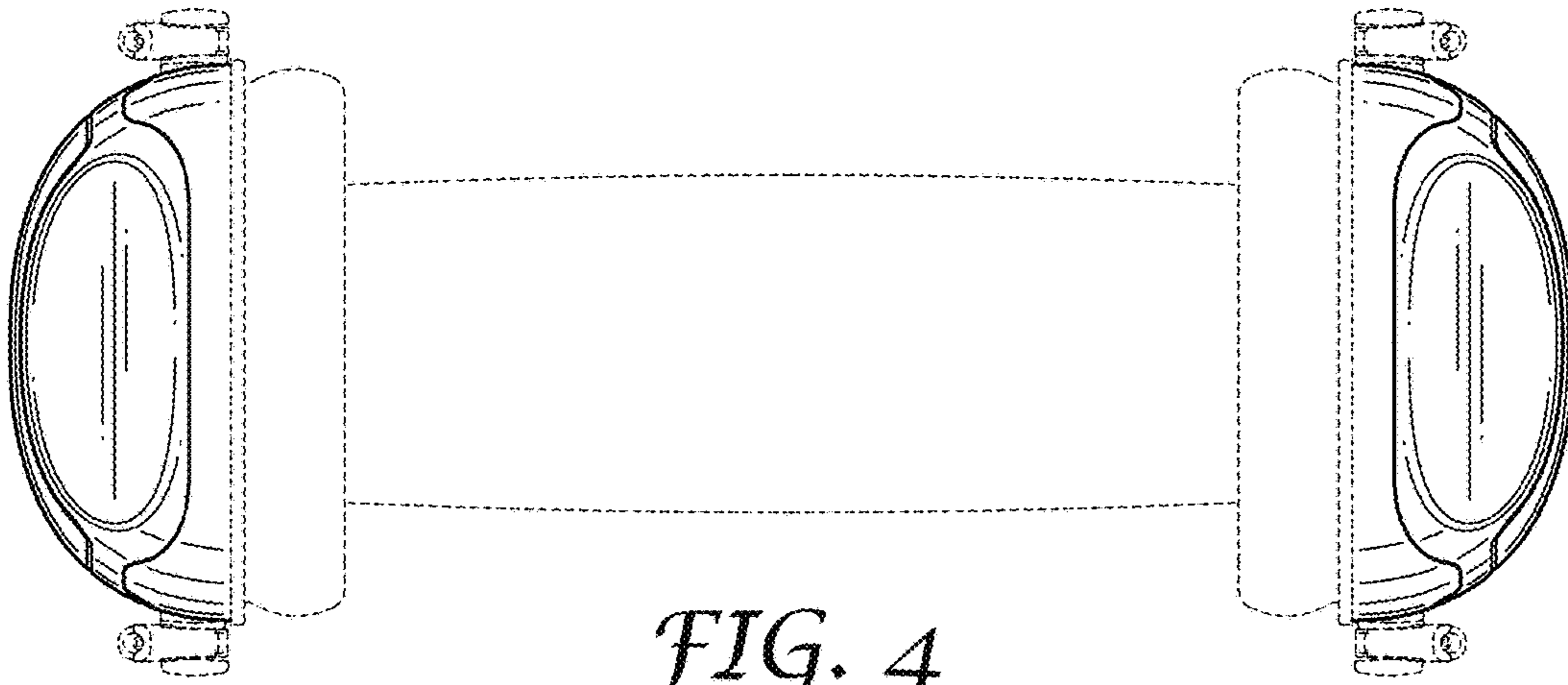


FIG. 4

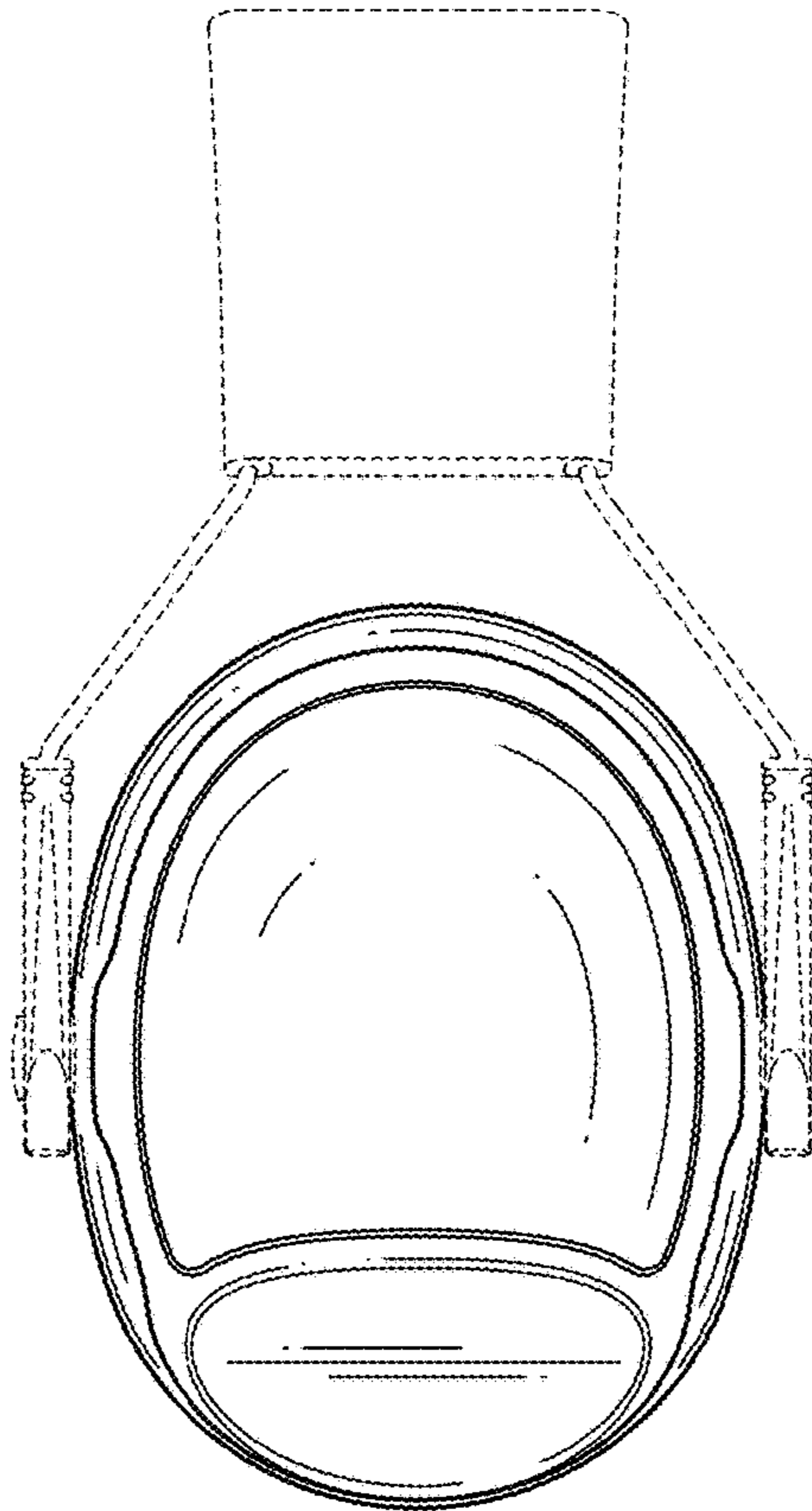


FIG. 5