

US00D807579S

(12) **United States Design Patent**
Wu

(10) **Patent No.:** **US D807,579 S**
(45) **Date of Patent:** **** Jan. 9, 2018**

(54) **ELECTRONIC CIGARETTE CASE**

(71) Applicant: **SHENZHEN JIESHIBO TECHNOLOGY CO., LTD.**,
Guangdong (CN)

(72) Inventor: **Jianyong Wu**, Guangdong (CN)

(**) Term: **15 Years**

(21) Appl. No.: **29/577,706**

(22) Filed: **Sep. 15, 2016**

(51) **LOC (11) Cl.** **27-06**

(52) **U.S. Cl.**
USPC **D27/189**

(58) **Field of Classification Search**
USPC D27/172, 173, 174, 175, 176, 177, 178,
D27/180, 181, 182, 183, 186–192;
D9/651, 748, 749, 759, 760; D3/200,
D3/203.1, 205, 206, 294, 326;
D13/107–110, 118, 119, 184
CPC A24F 15/00; A24F 15/005; A24F 15/02;
A24F 15/12; A24F 15/14; A24F 15/18;
A24F 15/20; A24F 23/00; A24F 23/02;
A24F 23/04; B65D 85/1045; B65D
85/1063; B65D 85/1072; B65D 5/0254

See application file for complete search history.

(56) **References Cited**

U.S. PATENT DOCUMENTS

D141,079 S *	5/1945	Bogoff	220/DIG. 26
D144,278 S *	3/1946	Wohl	206/256
D144,743 S *	5/1946	Sussman	206/235
D145,047 S *	6/1946	Reilly	D27/189
D185,636 S *	7/1959	Glaberson	D9/748
D187,240 S *	2/1960	Harkins	D27/189
5,044,550 A *	9/1991	Lamm	B65B 19/24 206/245

D323,292 S *	1/1992	Jones	D9/424
D374,817 S *	10/1996	Bertolini	D9/520
D403,590 S *	1/1999	Wong	D9/414
6,168,014 B1 *	1/2001	Manservigi	B65D 5/0209 206/268
D450,921 S *	11/2001	Kirkland	D19/77
D595,454 S *	6/2009	Fuente	D27/189
D625,611 S *	10/2010	Higuchi	D9/686
D642,929 S *	8/2011	Mansau	D9/686
D646,574 S *	10/2011	Bore	D9/529
D700,397 S *	2/2014	Manca	D27/189
D700,738 S *	3/2014	Rennick	D27/189
D700,739 S *	3/2014	Manca	D27/189
D734,250 S *	7/2015	Rennick	D13/107
D778,494 S *	2/2017	Scott	D27/189
D790,455 S *	6/2017	McGarry	D13/107

* cited by examiner

Primary Examiner — Eric L Goodman

Assistant Examiner — Jennifer M Campbell

(74) *Attorney, Agent, or Firm* — Prakash Nama; Global IP Services, PLLC

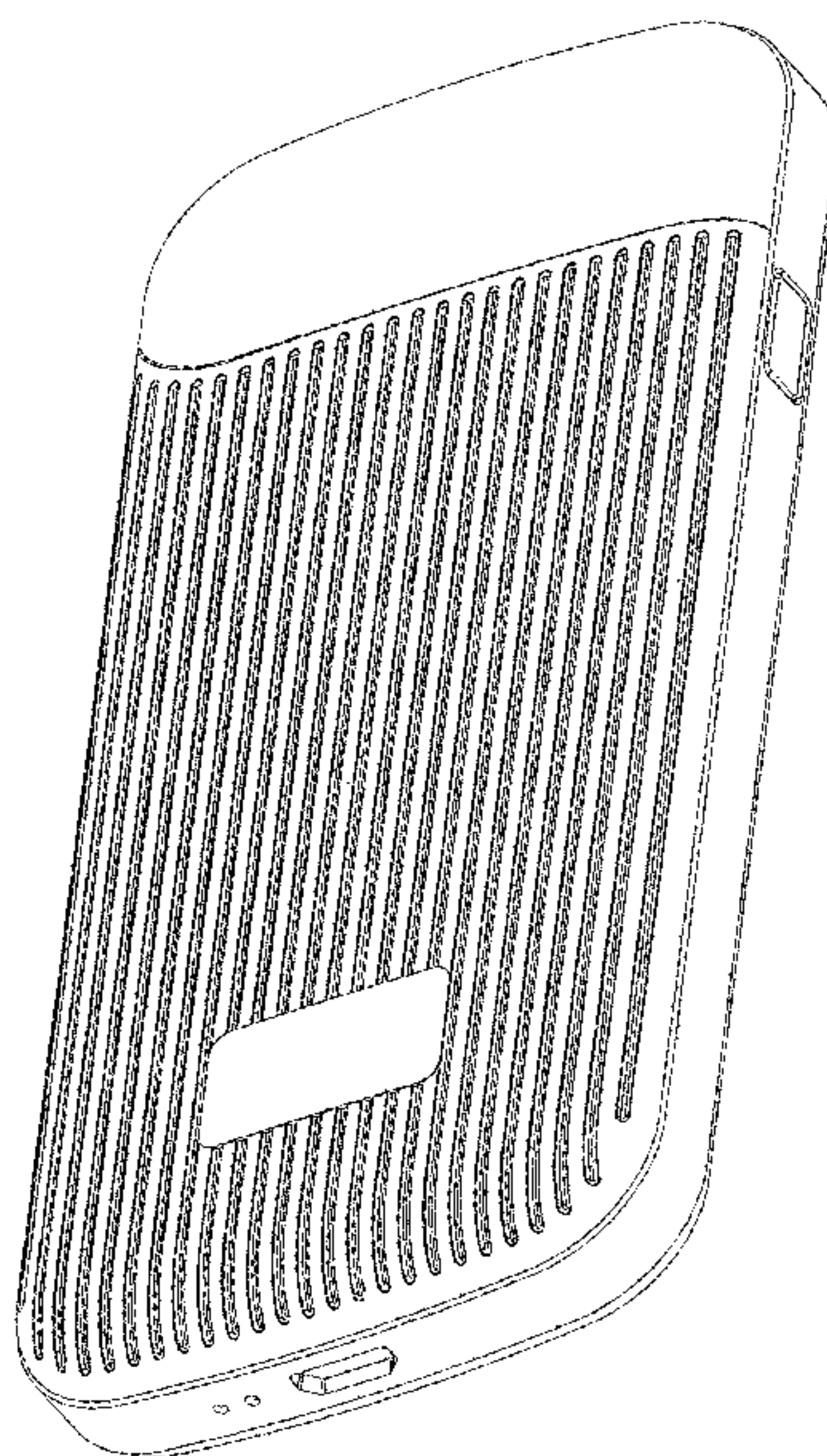
(57) **CLAIM**

The ornamental design for an electronic cigarette case, as shown and described.

DESCRIPTION

FIG. 1 is a front elevation view of an electronic cigarette case showing my new design; FIG. 2 is a rear elevation view thereof; FIG. 3 is a top plan view thereof; FIG. 4 is a bottom plan view thereof; FIG. 5 is a bottom front perspective view thereof; and, FIG. 6 is a top rear perspective view thereof. The broken lines depict portions of the article and form no part of the claimed design.

1 Claim, 5 Drawing Sheets






FIG. 1




FIG. 2




FIG. 3

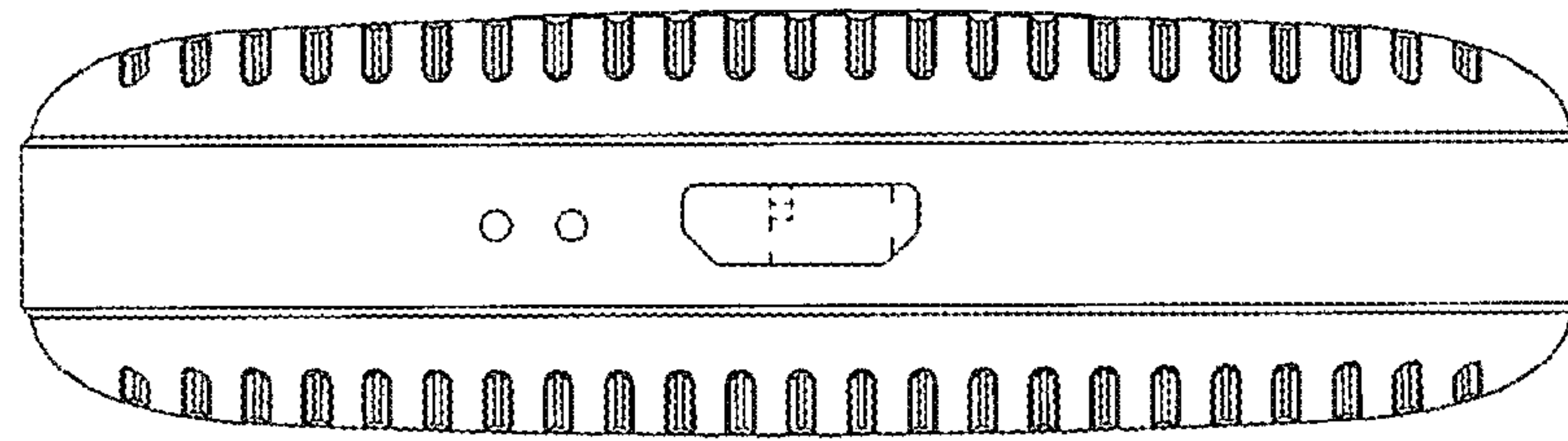


FIG. 4

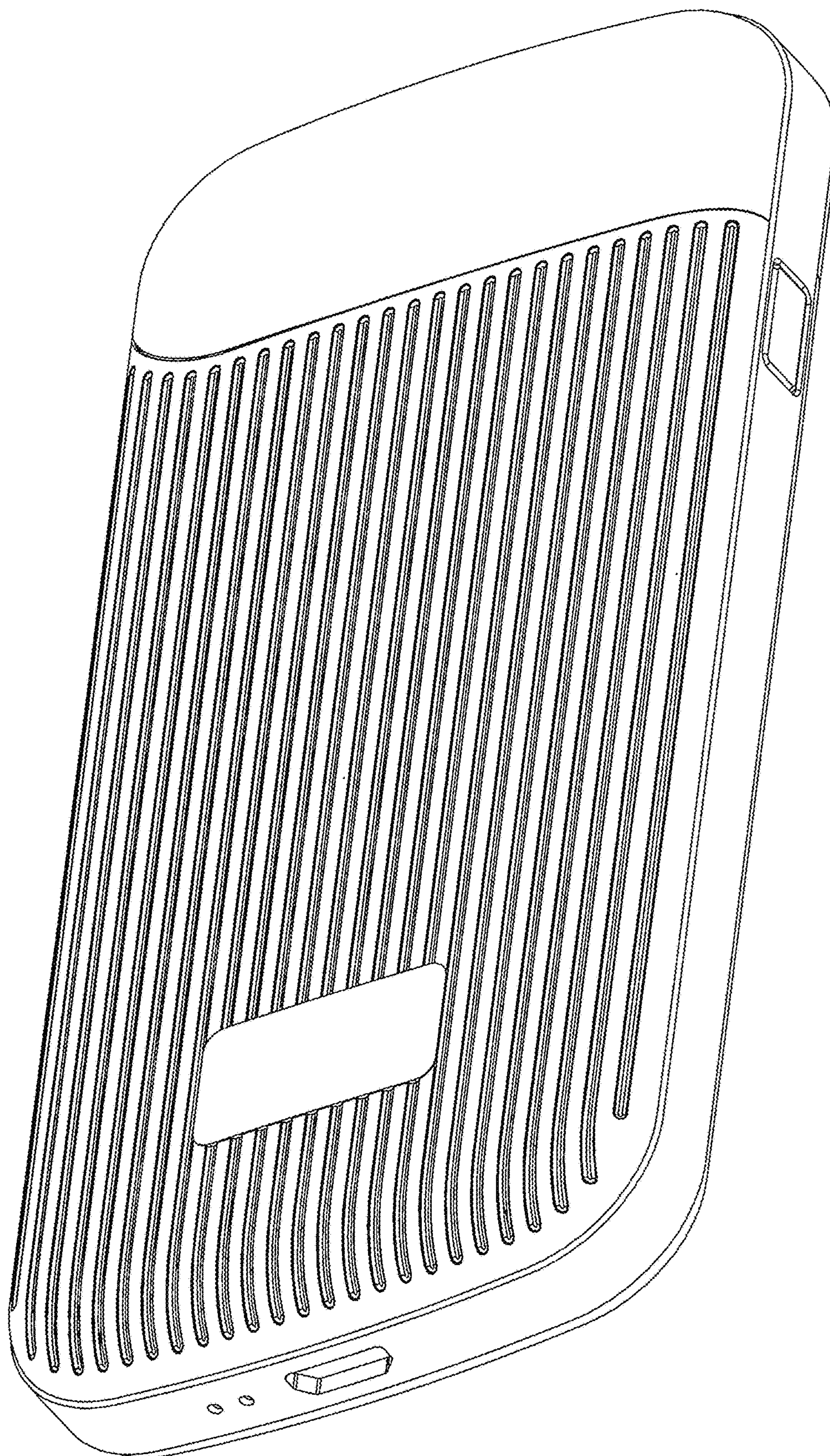


FIG. 5

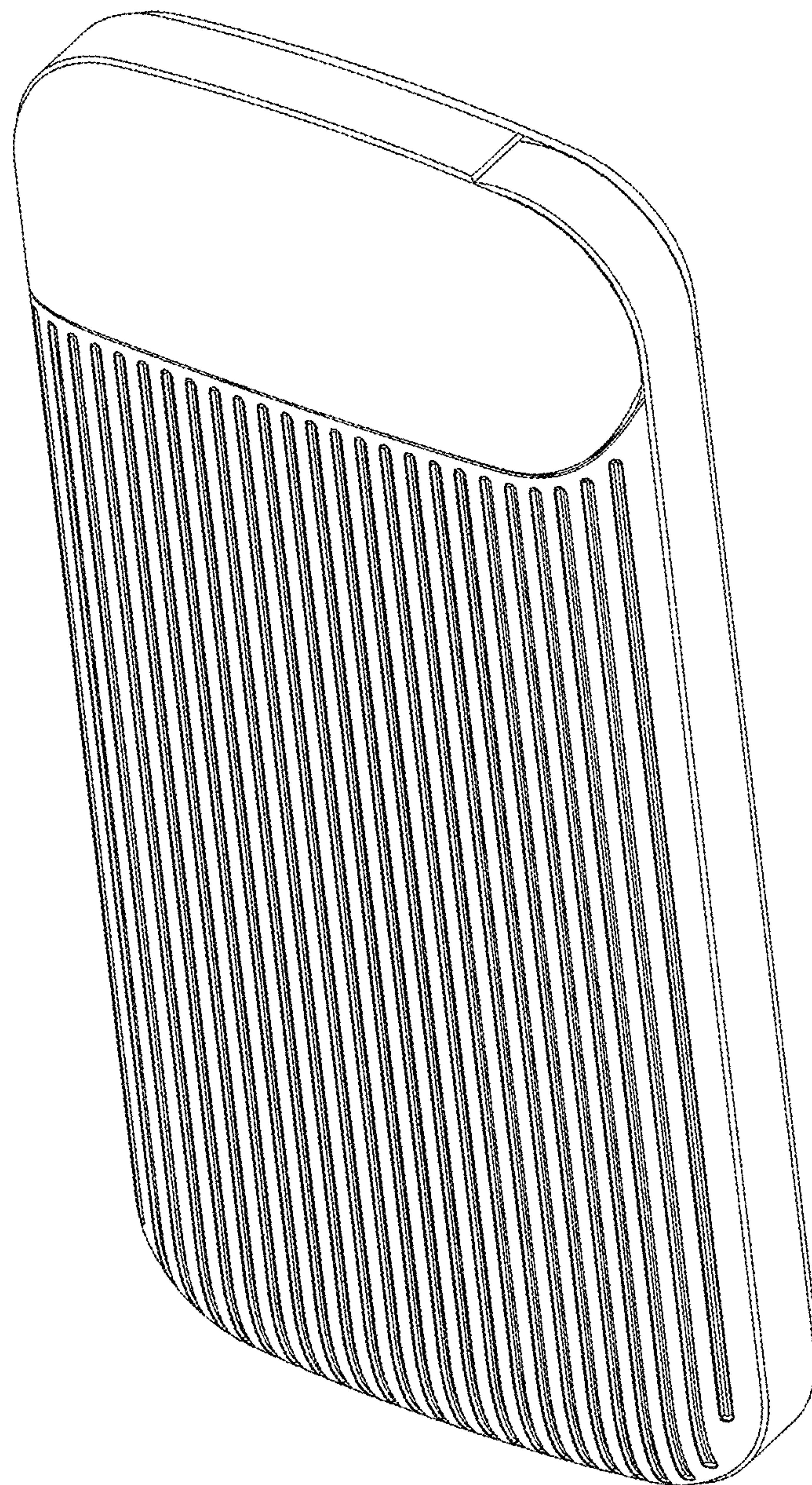


FIG. 6