



US00D807575S

(12) **United States Design Patent**
Luo

(10) **Patent No.:** **US D807,575 S**
(45) **Date of Patent:** **** Jan. 9, 2018**

(54) **LIGHTER**

(71) Applicant: **Zhuo Wen Luo**, City of Industry, CA
(US)

(72) Inventor: **Zhuo Wen Luo**, City of Industry, CA
(US)

(**) Term: **15 Years**

(21) Appl. No.: **29/581,264**

(22) Filed: **Oct. 17, 2016**

(51) **LOC (11) Cl.** **27-05**

(52) **U.S. Cl.**
USPC **D27/141**

(58) **Field of Classification Search**
USPC D27/141, 139, 152-160; 431/273, 277,
431/350, 353
CPC F23Q 2/00; F23Q 2/02; F23Q 2/16; F23Q
2/161
See application file for complete search history.

(56) **References Cited**

U.S. PATENT DOCUMENTS

D441,495 S *	5/2001	Lin	D27/154
D459,541 S *	6/2002	Richmond	D27/148
D498,330 S *	11/2004	Koike	D27/157
D502,287 S *	2/2005	Aronson, II	D27/154
D512,179 S *	11/2005	Ruan	D27/156
D533,683 S *	12/2006	Ruan	D27/154

D539,975 S *	4/2007	Park	D27/143
D621,999 S *	8/2010	Wein	D27/139
D622,902 S *	8/2010	An	D27/154
D773,114 S *	11/2016	Leidel	D27/163
D779,115 S *	2/2017	Stoll	D27/153
D785,861 S *	5/2017	Stoll	D27/152

* cited by examiner

Primary Examiner — Susan Bennett Hattan

Assistant Examiner — Rebecca Tsehaye

(74) *Attorney, Agent, or Firm* — Raymond Y. Chan;
David and Raymond Patent Firm


(57) **CLAIM**

The ornamental design for a lighter, as shown and described.

DESCRIPTION

FIG. 1 is a perspective view of the lighter my new design, illustrating the lighter being actuated at an ignition position. FIG. 2 is a front view of the lighter at the ignition position. FIG. 3 is a rear view of the lighter at the ignition position. FIG. 4 is a left view of the lighter at the ignition position. FIG. 5 is a right view of the lighter at the ignition position. FIG. 6 is a top view of the lighter at the ignition position. FIG. 7 is a bottom view of the lighter at the ignition position; and, FIG. 8 is a perspective view of the lighter, illustrating the lighter at a non-ignition position. The broken lines represent unclaimed portions of the article. All of the broken lines form no part of the claimed design.

1 Claim, 8 Drawing Sheets



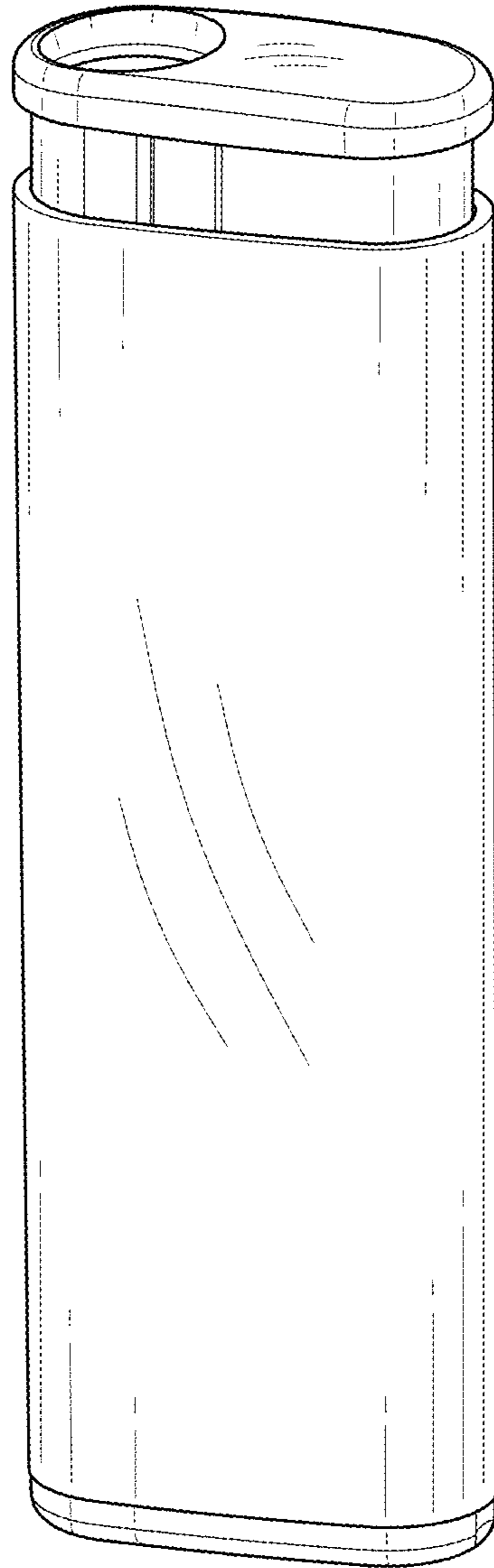


FIG. 1

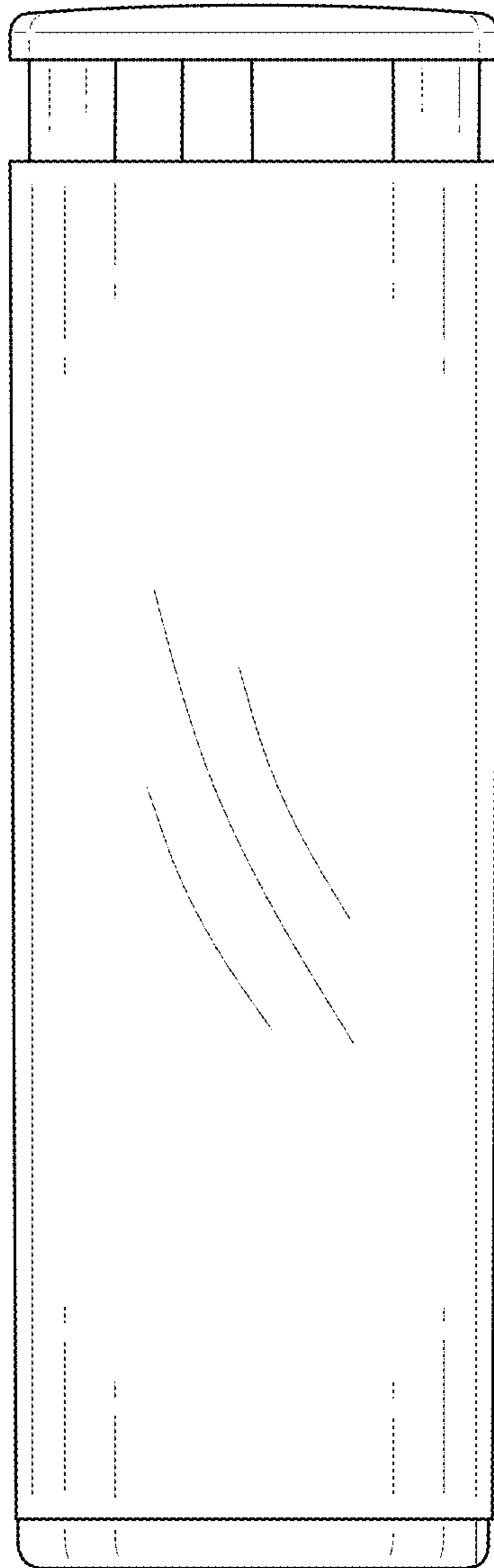


FIG.2




FIG.3

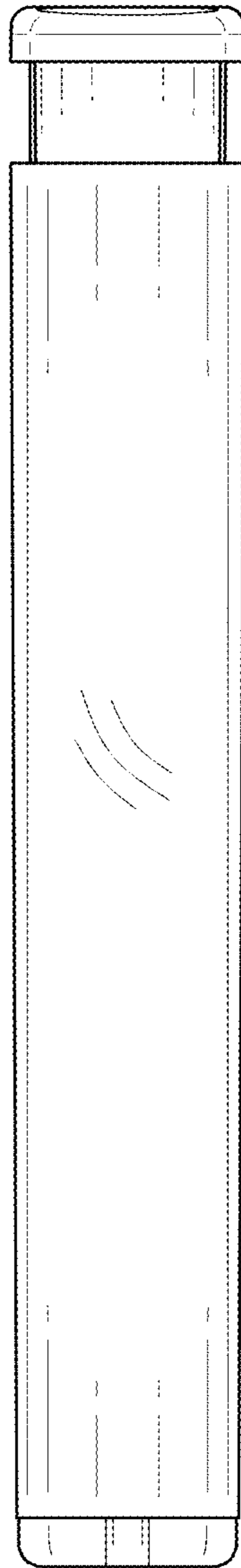


FIG.4

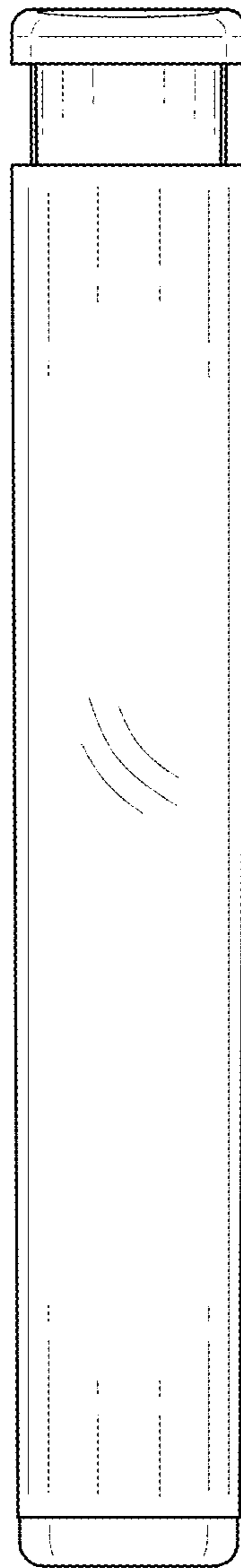


FIG.5

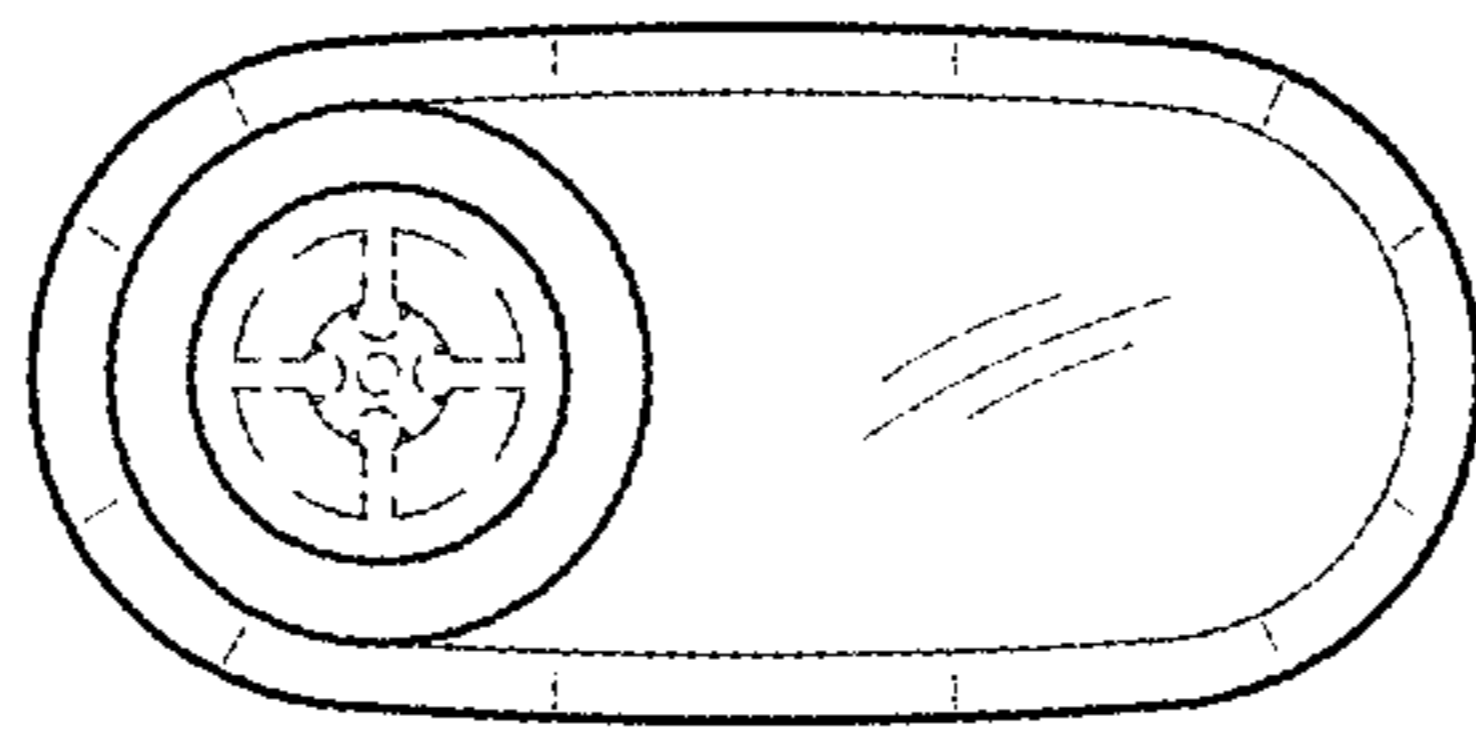


FIG.6

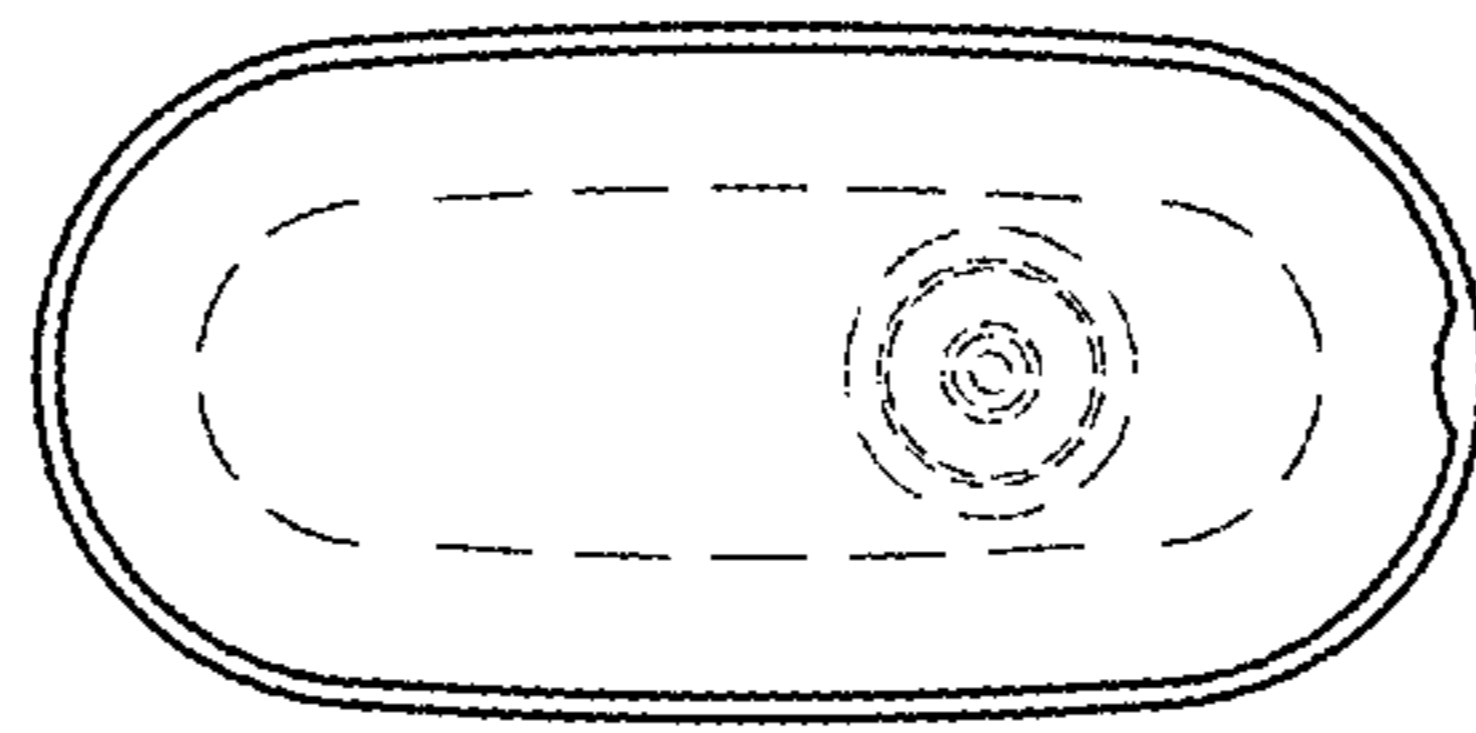


FIG. 7




FIG.8