



US00D807568S

(12) **United States Design Patent**
Aldape

(10) **Patent No.:** **US D807,568 S**
(45) **Date of Patent:** **** Jan. 9, 2018**

- (54) **MULTI-BULB SPOT LAMP**
- (71) Applicant: **Electronic Controls Company**, Boise, ID (US)
- (72) Inventor: **John Luis Aldape**, Boise, ID (US)
- (73) Assignee: **Electronic Controls Company**, Boise, ID (US)
- (**) Term: **15 Years**
- (21) Appl. No.: **29/570,011**
- (22) Filed: **Jul. 1, 2016**

6,957,896 B2 *	10/2005	Burgess	F21V 21/04	362/147
D511,274 S	11/2005	Vovan			
D563,381 S	3/2008	Carrier et al.			
7,537,366 B2 *	5/2009	Inoue	F21V 29/80	362/294
7,637,642 B2 *	12/2009	Kinnune	F21V 21/02	362/147
D703,528 S	4/2014	Short et al.			
D726,141 S	4/2015	Wilson			
D751,241 S *	3/2016	Aldape	D26/118	
D760,943 S *	7/2016	Aldape	D26/118	
2014/0218942 A1	8/2014	Song et al.			

Related U.S. Application Data

- (62) Division of application No. 29/478,627, filed on Jan. 7, 2014, now Pat. No. Des. 760,943.
- (51) **LOC (11) Cl.** **26-99**
- (52) **U.S. Cl.**
USPC **D26/118**
- (58) **Field of Classification Search**
USPC D26/1-4, 24-26, 28-39, 60-66, 71, 72, D26/74-76, 78-83, 85, 86, 88, 113, D26/118-127, 138-140, 142, 152
CPC F21V 29/70; F21V 29/507; F21V 29/74; F21V 3/02
See application file for complete search history.

References Cited

U.S. PATENT DOCUMENTS

D142,634 S *	10/1945	Erger	D26/60
D509,110 S	9/2005	Vovan		

FOREIGN PATENT DOCUMENTS

EM 002295279-0001 8/2013

* cited by examiner

Primary Examiner — Brian N. Vinson

(74) *Attorney, Agent, or Firm* — Stoel Rives LLP

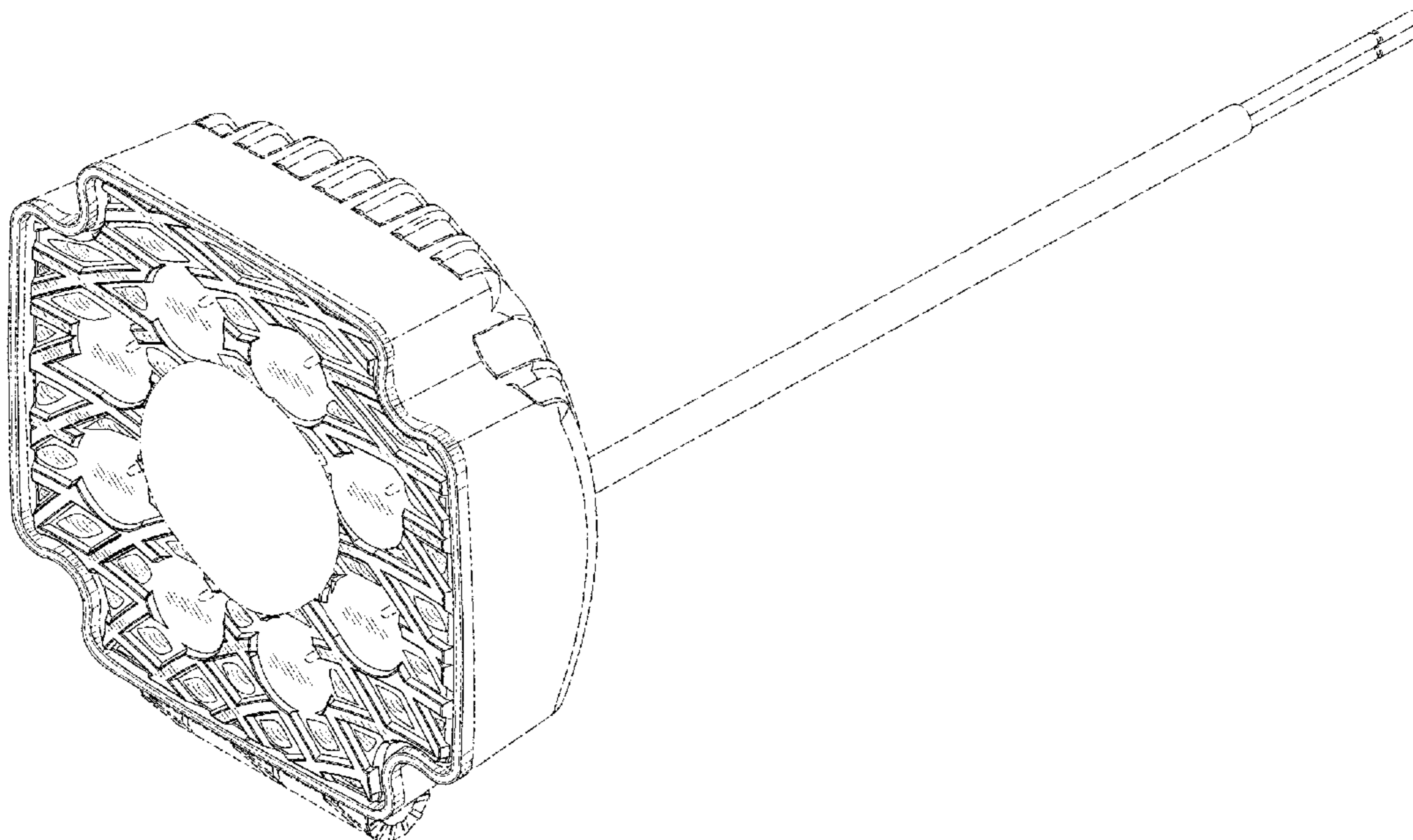
(57) **CLAIM**

The ornamental design for a multi-bulb spot lamp, as shown and described.

DESCRIPTION

FIG. 1 is a top, front, and right side perspective view of a multi-bulb spot lamp, showing my new design; and, FIG. 2 is a front elevational view thereof. The broken lines shown in FIGS. 1 and 2 illustrate portions of the multi-bulb spot lamp that form no part of the claimed design. The boundary lines, shown in alternating long and short broken line segments, form no part of the claimed design.

1 Claim, 2 Drawing Sheets



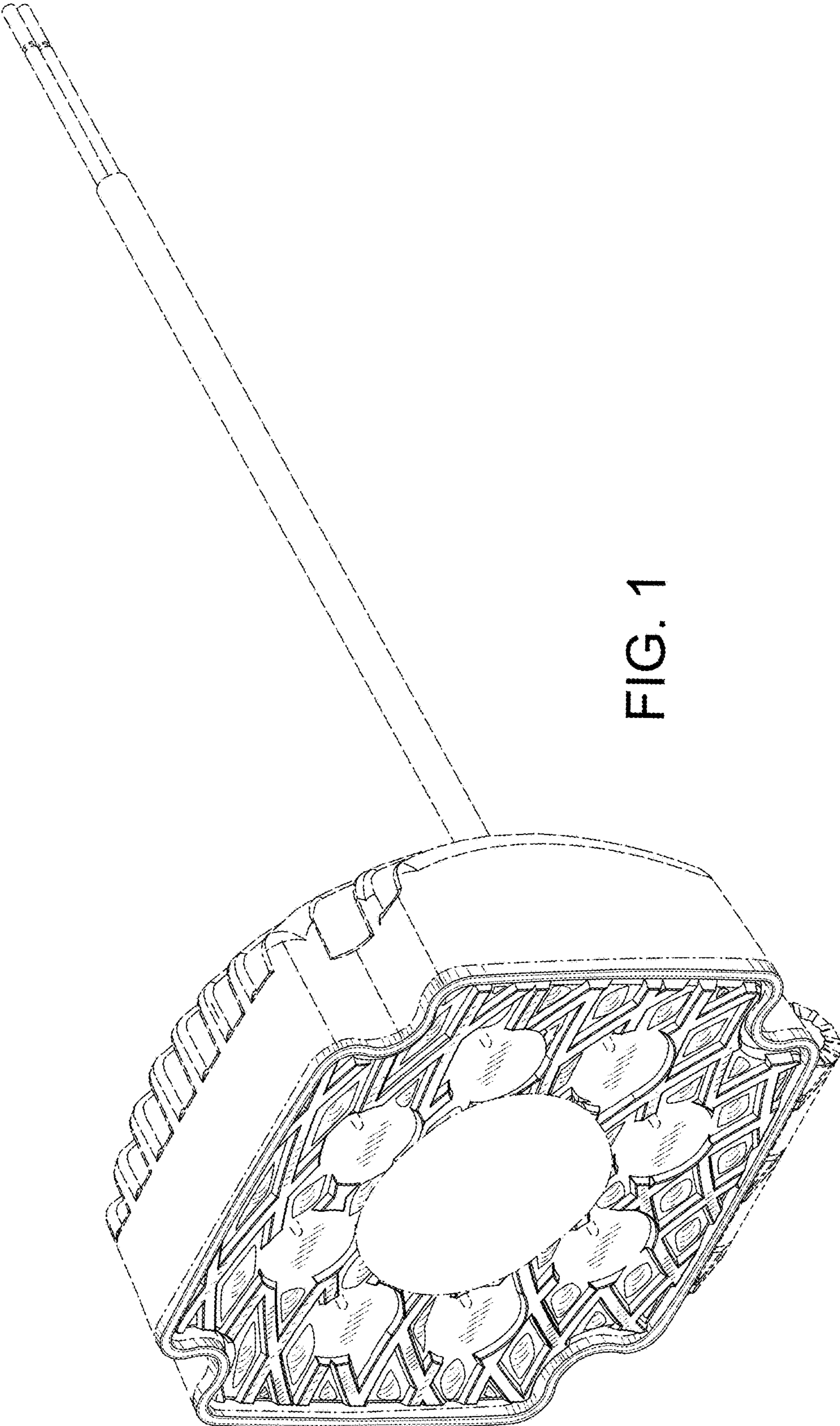


FIG. 1

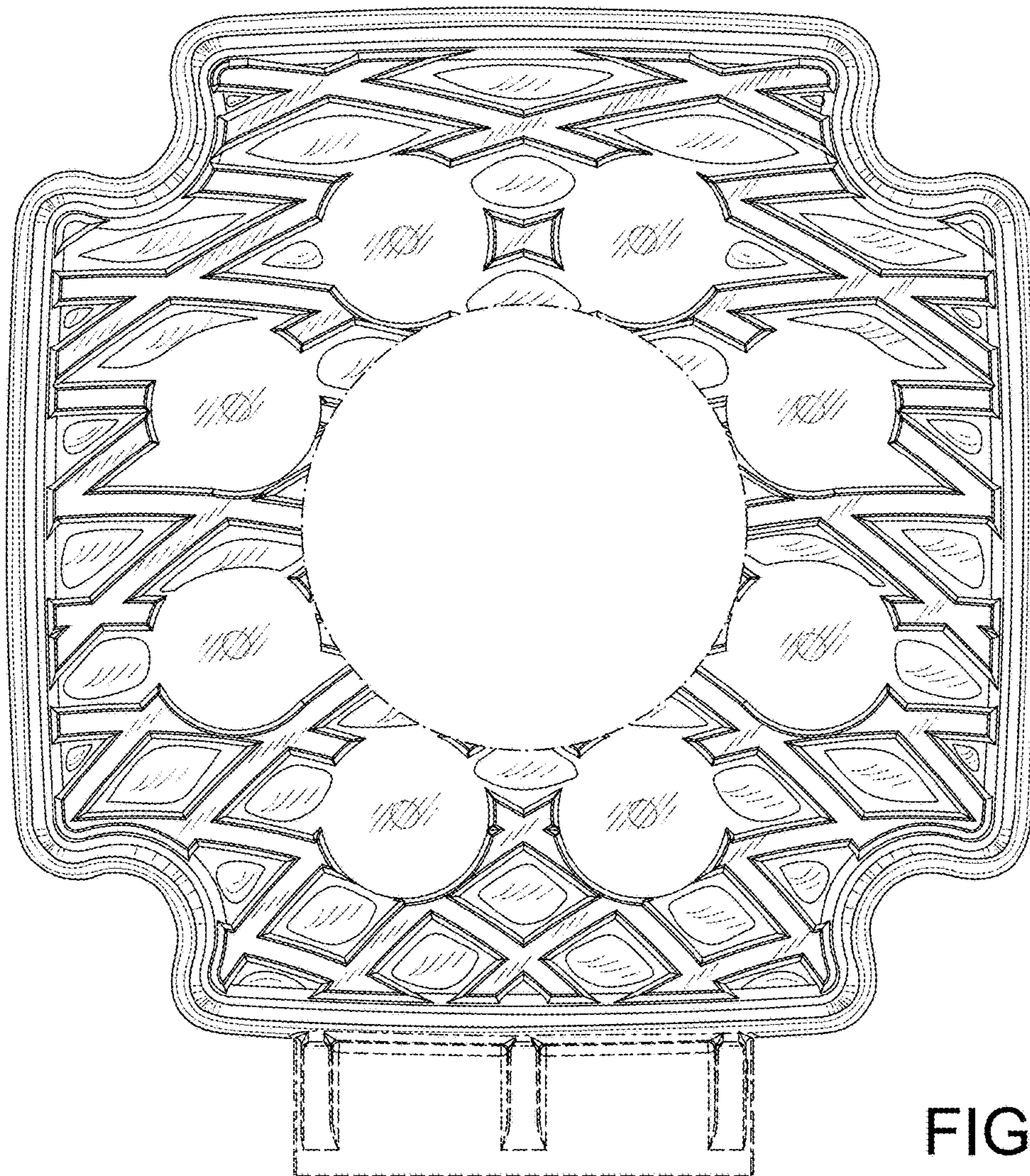


FIG. 2