

US00D807557S

(12) **United States Design Patent**  
**Stromborg**

(10) **Patent No.:** **US D807,557 S**

(45) **Date of Patent:** **\*\* Jan. 9, 2018**

(54) **LUMINAIRE**

(71) Applicant: **ZUMTOBEL LIGHTING GMBH,**  
Dornbirn (AT)

(72) Inventor: **Daniel Stromborg,** Los Angeles, CA  
(US)

(73) Assignee: **ZUMBOTEL LIGHTING GMBH,**  
Dornbirn (AT)

(\*\*) Term: **15 Years**

(21) Appl. No.: **29/563,045**

(22) Filed: **May 2, 2016**

(30) **Foreign Application Priority Data**

Oct. 30, 2015 (EM) ..... 002842179

(51) **LOC (11) Cl.** ..... **26-05**

(52) **U.S. Cl.**  
USPC ..... **D26/74**

(58) **Field of Classification Search**  
USPC ..... D26/74, 72, 75, 76, 77, 78, 85, 88, 89,  
D26/118, 138, 141; 362/364, 365, 373,  
362/145, 146, 147, 148, 150, 153, 153.1,  
362/294, 296.01, 296.07, 296.08  
See application file for complete search history.

(56) **References Cited**

**U.S. PATENT DOCUMENTS**

D477,891 S \* 7/2003 Fritze ..... D26/74  
D556,358 S \* 11/2007 Santoro ..... D26/74

D572,858 S \* 7/2008 Santoro ..... D26/120  
D579,598 S \* 10/2008 Santoro ..... D26/76  
D631,594 S \* 1/2011 Irvine ..... D26/74  
D646,012 S \* 9/2011 Irvine ..... D26/74  
D680,254 S \* 4/2013 Mayfield, III ..... D26/74  
D682,455 S \* 5/2013 Apetauer ..... D26/74  
D701,341 S \* 3/2014 Mayfield, III ..... D26/74  
D706,481 S \* 6/2014 Holland ..... D26/78  
D720,488 S \* 12/2014 Toyohisa ..... D26/74  
D730,556 S \* 5/2015 Toyohisa ..... D26/74  
D786,471 S \* 5/2017 Snell ..... D26/74

\* cited by examiner

*Primary Examiner* — Angela J Lee

(74) *Attorney, Agent, or Firm* — Scully Scott Murphy and  
Presser; Frank Digiglio

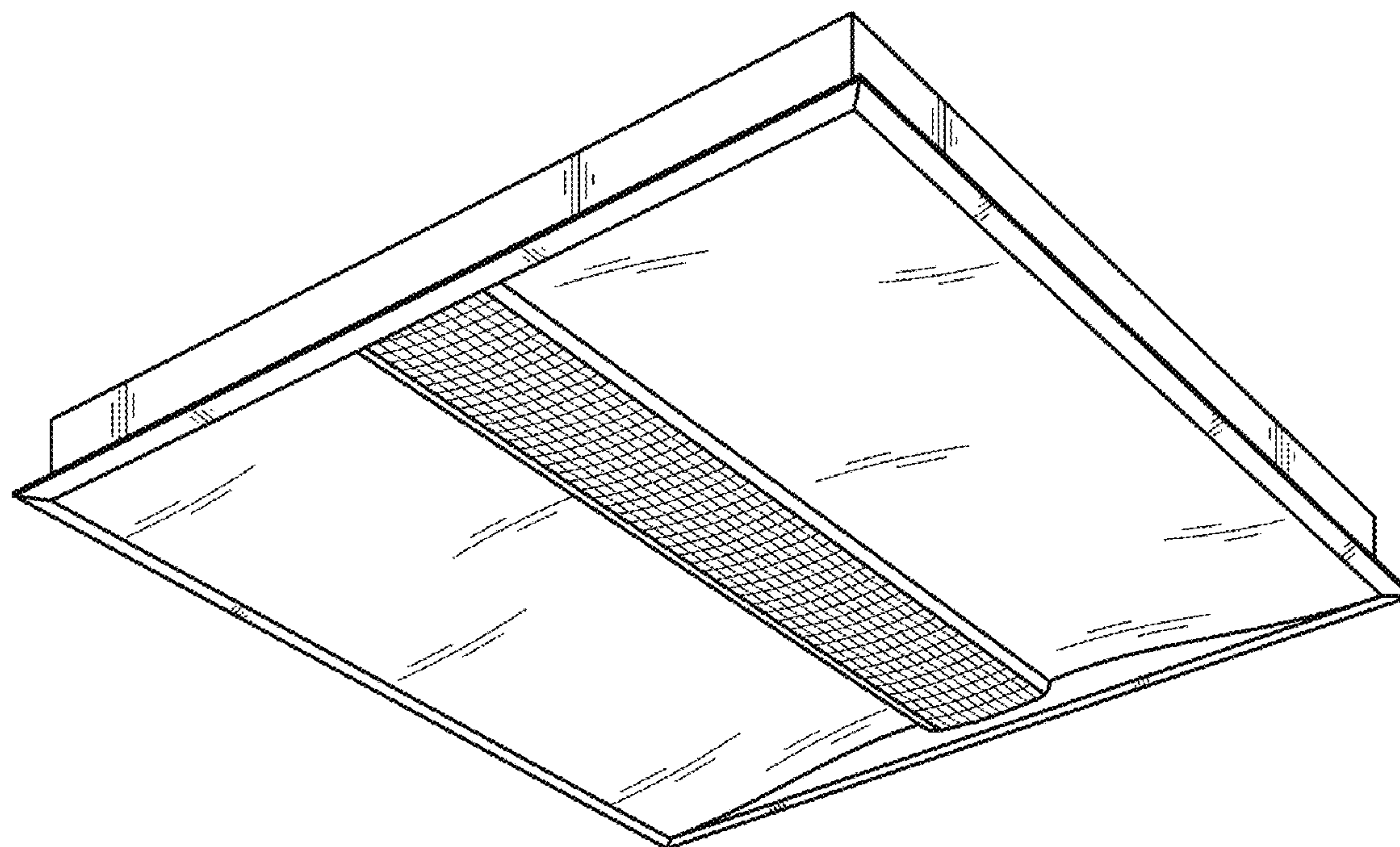
(57) **CLAIM**

The ornamental design for a luminaire, as shown and  
described.

**DESCRIPTION**

FIG. 1 illustrates a perspective view of the luminaire,  
showing my new and ornamental design;  
FIG. 2 illustrates a side view thereof;  
FIG. 3 illustrates a side view thereof;  
FIG. 4 illustrates a side view thereof;  
FIG. 5 illustrates a side view thereof;  
FIG. 6 illustrates a bottom view thereof; and,  
FIG. 7 illustrates a top view thereof.

**1 Claim, 4 Drawing Sheets**



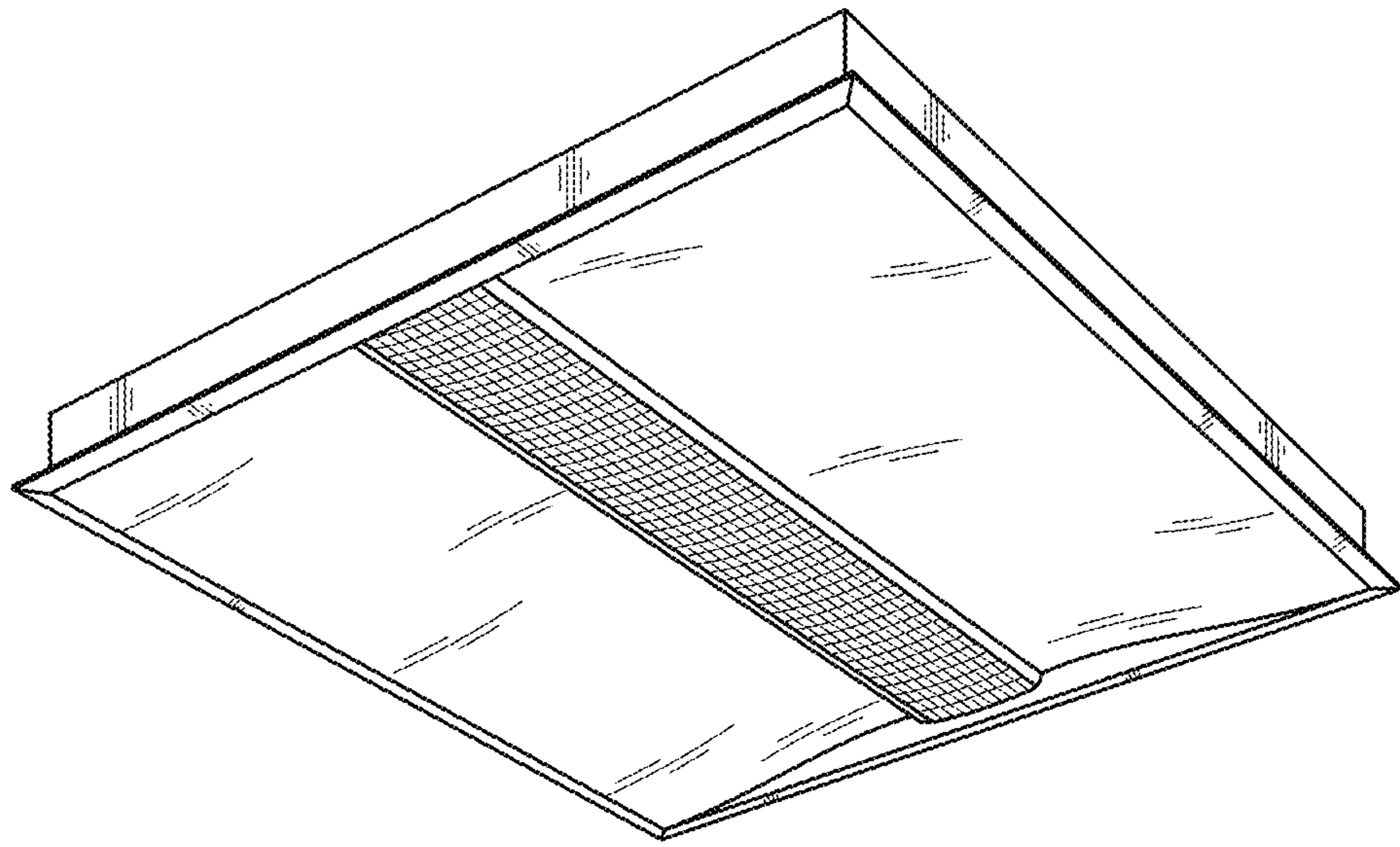


Fig. 1

Fig. 2




Fig. 3




Fig. 4




Fig. 5



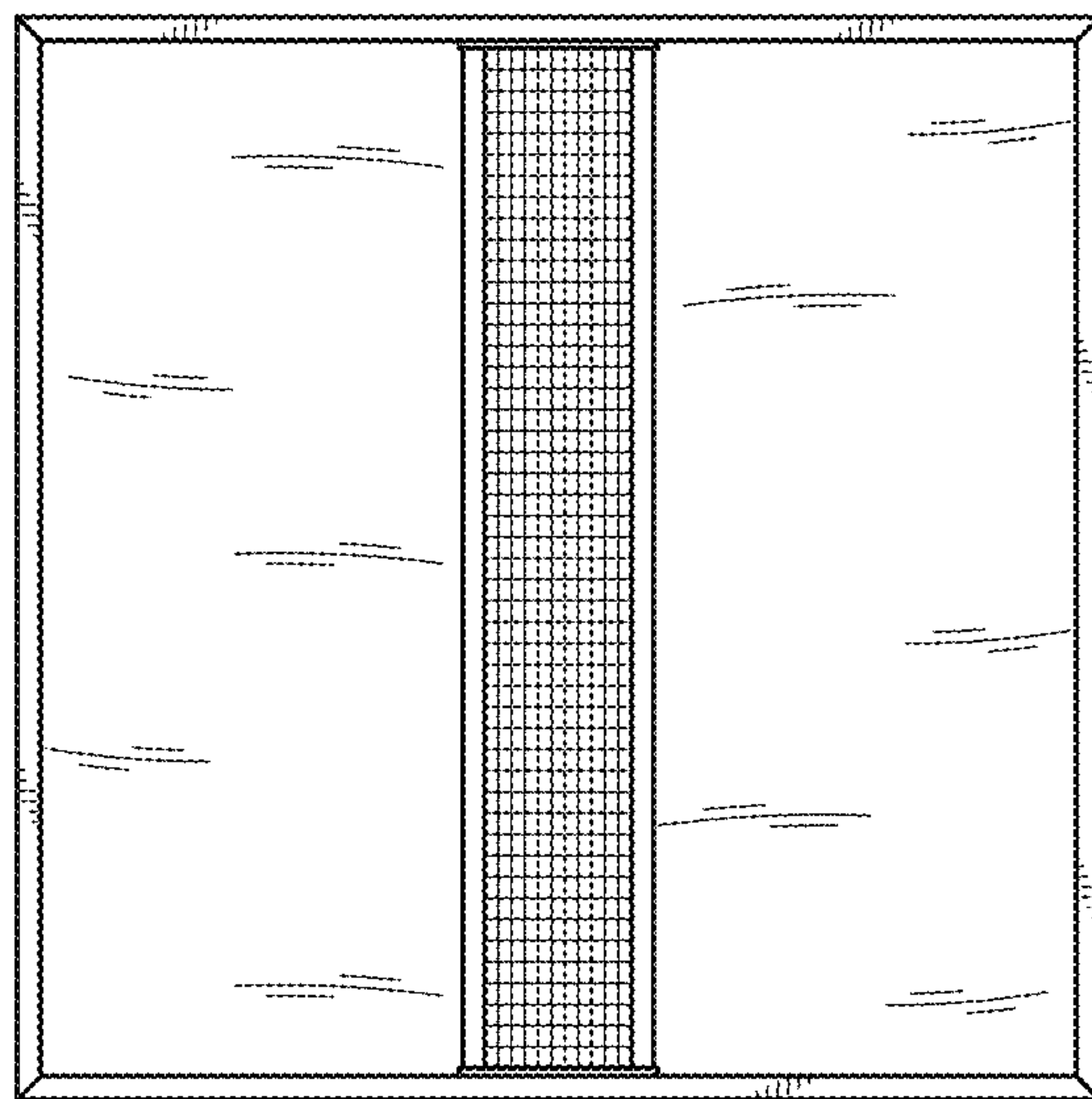


Fig. 6

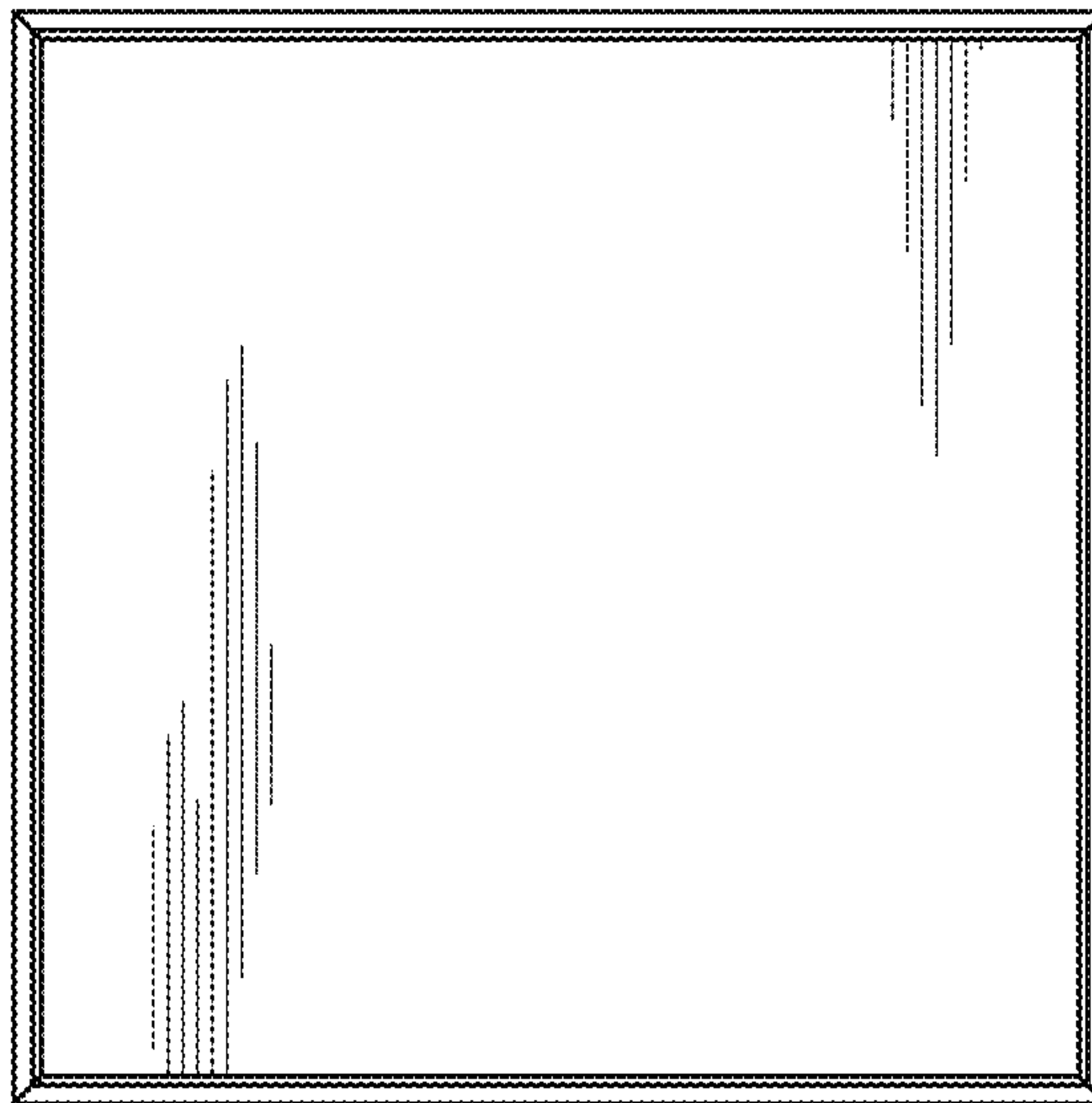


Fig. 7