



US00D807542S

(12) **United States Design Patent**
Packard

(10) **Patent No.:** **US D807,542 S**
(45) **Date of Patent:** **** Jan. 9, 2018**

- (54) **TAIL LIGHT ASSEMBLY**
- (71) Applicant: **DBMP, LLC**, Bountiful, UT (US)
- (72) Inventor: **Jace Derrick Packard**, Farmington, UT (US)
- (73) Assignee: **DBMP, LLC**, Bountiful, UT (US)
- (**) Term: **15 Years**
- (21) Appl. No.: **29/545,814**
- (22) Filed: **Nov. 16, 2015**
- (51) **LOC (11) Cl.** **26-07**
- (52) **U.S. Cl.**
USPC **D26/28**
- (58) **Field of Classification Search**
USPC D26/28-36; 362/459-468, 475-478,
362/485-487
CPC F21S 48/00; F21S 48/10; F21S 48/115;
F21S 48/225; F21S 48/1233; F21S
48/1266; F21S 48/1388; F21S 48/2268;
F21V 21/04
See application file for complete search history.

- 8,162,523 B1 4/2012 Teng
- D711,564 S * 8/2014 Chou D26/28
- D715,469 S * 10/2014 Chou D26/28
- 9,045,076 B2 6/2015 Rupar et al.
- 9,062,845 B1 6/2015 Tsai et al.
- D745,986 S * 12/2015 Gorsten Schuenemann .. D26/28
- D747,511 S * 1/2016 Van Arnam D26/28
- D749,250 S * 2/2016 Thole D26/28
- D749,760 S * 2/2016 Beaven D26/28
- D761,987 S * 7/2016 Obatake D26/28

(Continued)

Primary Examiner — Angela J Lee

(74) *Attorney, Agent, or Firm* — Justin Cassell; Workman Nydegger

(57) **CLAIM**

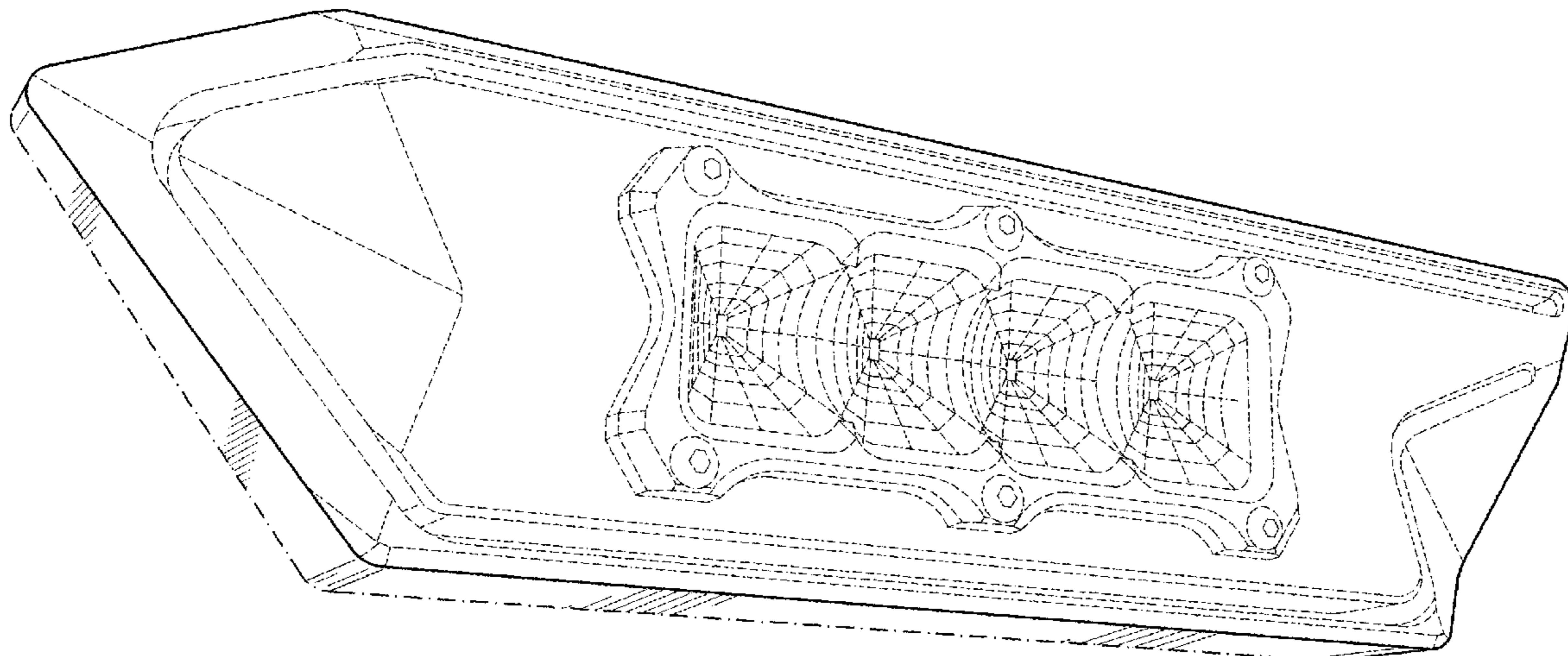
The ornamental design for a tail light assembly, as shown and described.

DESCRIPTION

FIG. 1 is a perspective view of a tail light assembly showing the design;
 FIG. 2 is a front elevational view of the tail light assembly of FIG. 1;
 FIG. 3 is a back elevational view of the tail light assembly of FIG. 1;
 FIG. 4 is a top plan view of the tail light assembly of FIG. 1;
 FIG. 5 is a bottom plan view of the tail light assembly of FIG. 1;
 FIG. 6 is left side elevational view of the tail light assembly of FIG. 1; and,
 FIG. 7 is a right side elevational view of the tail light assembly of FIG. 1.
 The dash-dash broken lines showing environment in the drawings are included for illustrative purposes only and form no part of the claimed design. The dot-dash-dot broken lines shown in the drawings define the boundaries of the claim and form no part thereof.

1 Claim, 4 Drawing Sheets

- (56) **References Cited**
U.S. PATENT DOCUMENTS
- D269,210 S * 5/1983 Cutlip D26/24
- D326,621 S * 6/1992 Jincks D10/114.4
- 6,286,984 B1 9/2001 Berg
- 6,550,950 B1 4/2003 Fernandez
- D476,100 S * 6/2003 Lin D26/28
- D478,182 S * 8/2003 Lin D26/28
- D488,105 S * 4/2004 Stahel D12/114
- D516,233 S * 2/2006 Ikeda D26/28
- D517,709 S * 3/2006 Phillips D26/28
- D560,827 S * 1/2008 Martinez D26/28
- D560,828 S * 1/2008 Martinez D26/28
- 7,400,439 B2 7/2008 Holman
- D643,955 S * 8/2011 Tsai D26/28
- 8,052,313 B2 11/2011 Sassoon



(56)

References Cited

U.S. PATENT DOCUMENTS

2009/0251909 A1 10/2009 Wu
2015/0123780 A1 5/2015 Condon et al.

* cited by examiner

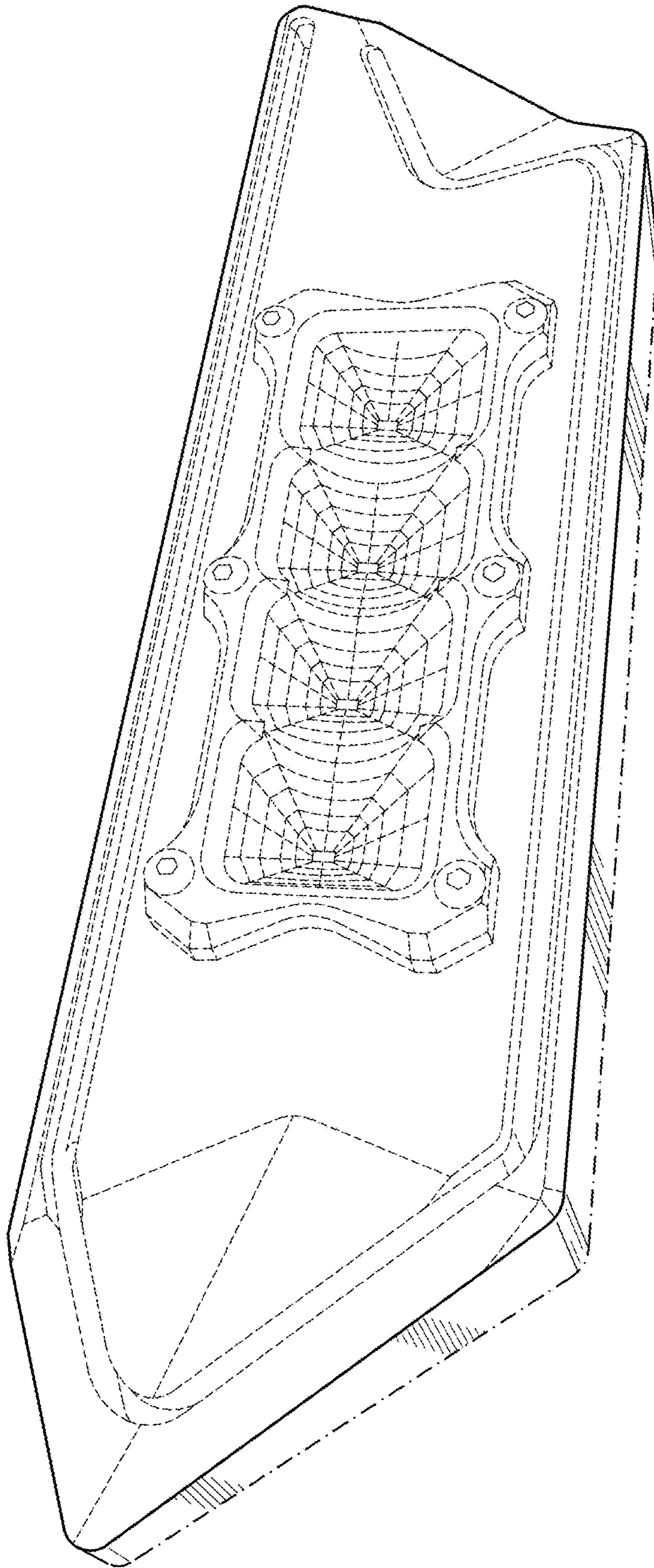


FIG. 1

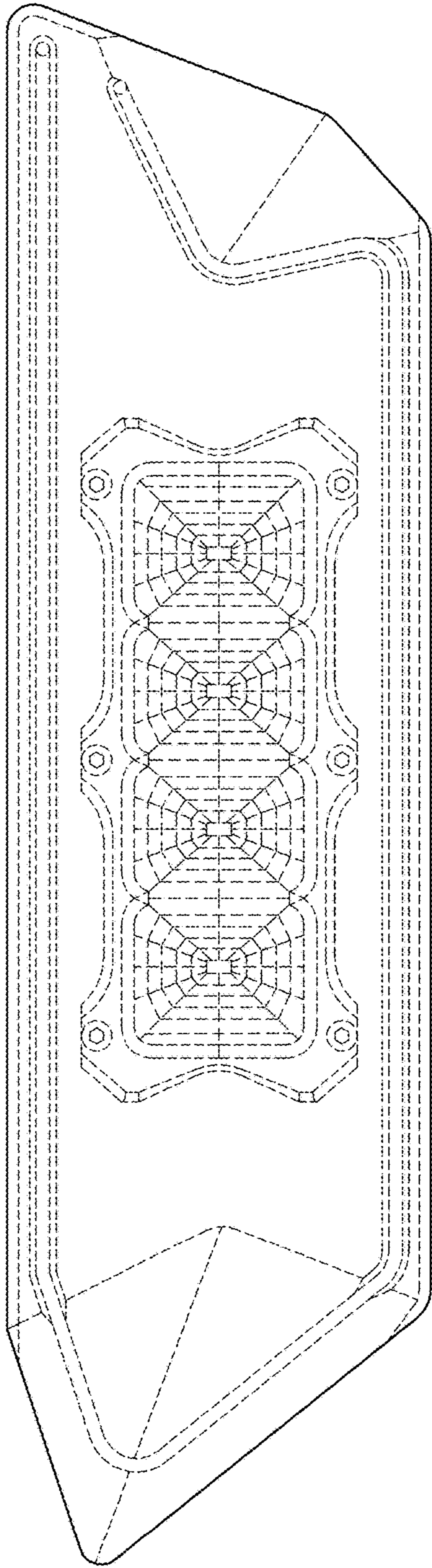


FIG. 2




FIG. 3

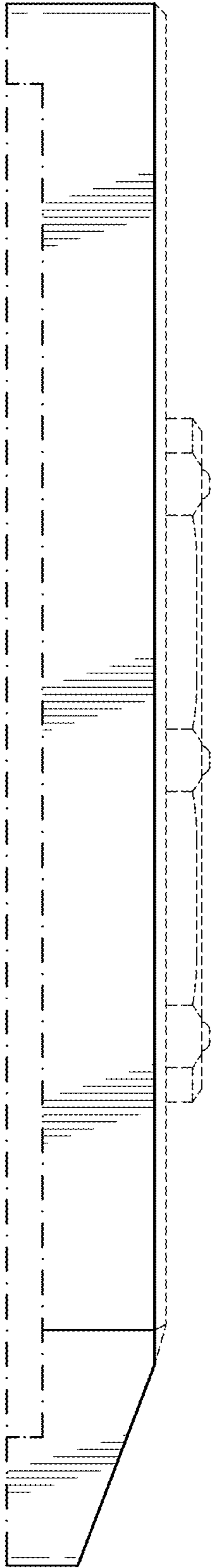


FIG. 4

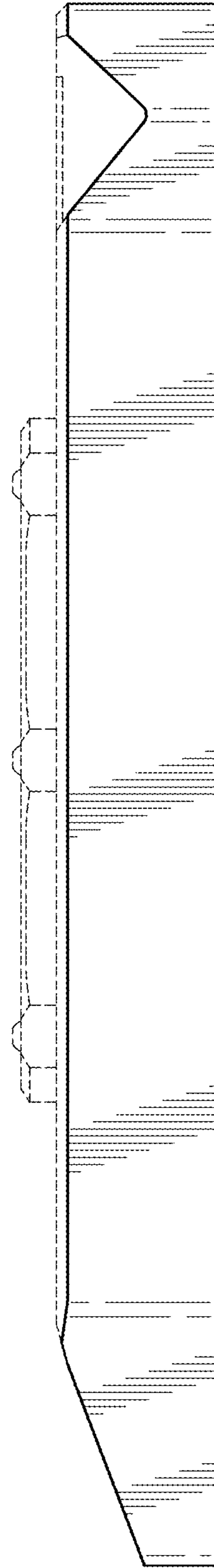


FIG. 5

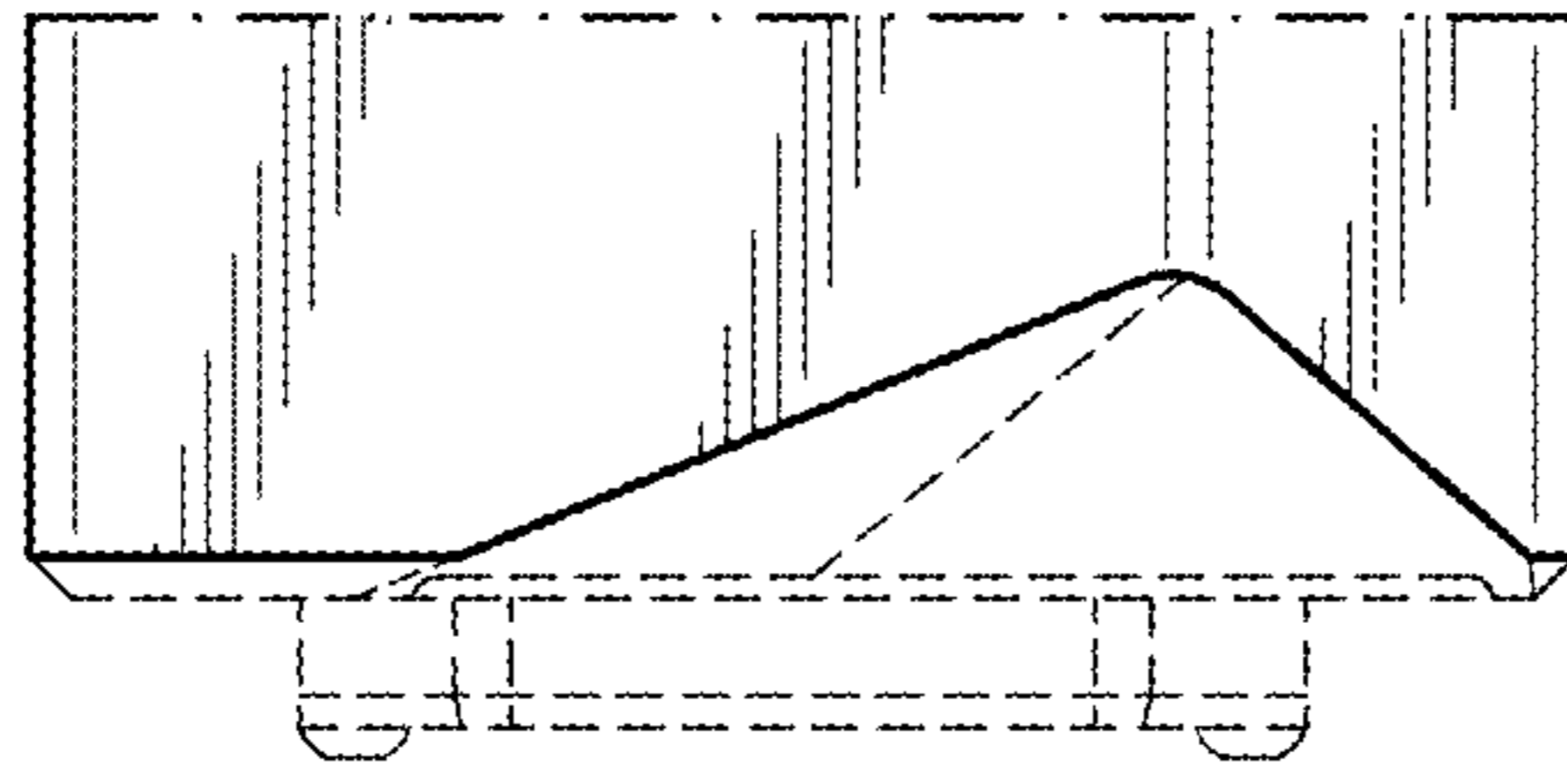


FIG. 7

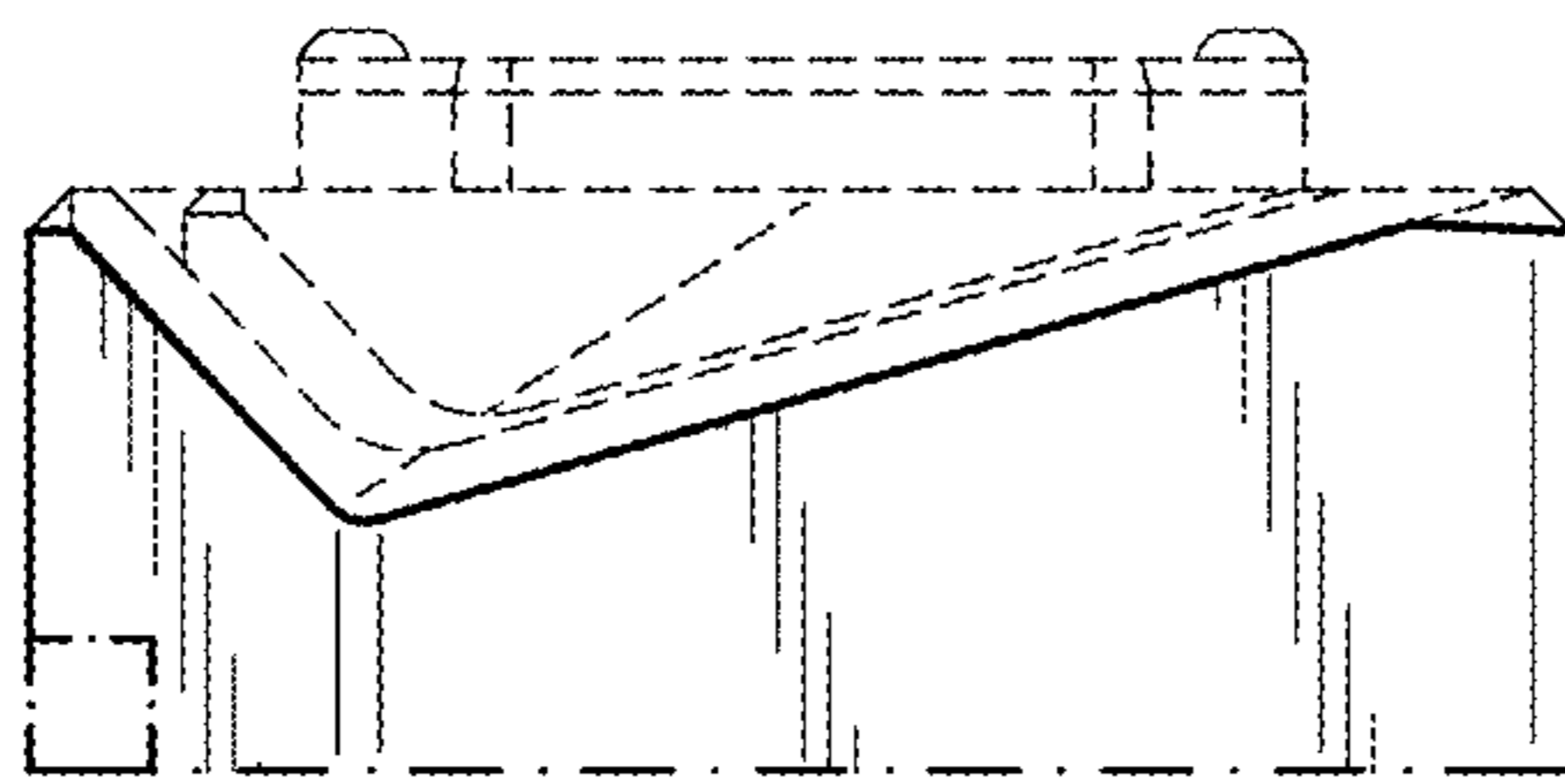


FIG. 6