



US00D807535S

(12) **United States Design Patent**
Sozzi et al.

(10) **Patent No.:** **US D807,535 S**
(45) **Date of Patent:** **** Jan. 9, 2018**

(54) **LUMINOUS SOURCE**

H01J 15/00; H01J 5/48; H01J 5/50; H01J 19/54

(71) Applicant: **SOZZI ARREDAMENTI S.r.l.**, Lecco (IT)

See application file for complete search history.

(72) Inventors: **Paolo Sozzi**, Lecco (IT); **Fausto Pozzi**, Lecco (IT)

(56) **References Cited**

(73) Assignee: **Sozzi Arredamenti S.r.l.**, Lecco (IT)

U.S. PATENT DOCUMENTS

(**) Term: **15 Years**

D508,291 S * 8/2005 Janssen D26/1
D548,857 S * 8/2007 Egawa D26/1
D756,541 S * 5/2016 Lagier D26/1

(21) Appl. No.: **29/574,542**

* cited by examiner

(22) Filed: **Aug. 16, 2016**

Primary Examiner — Marcus Jackson

(30) **Foreign Application Priority Data**

(74) *Attorney, Agent, or Firm* — Ice Miller LLP

Feb. 16, 2016 (EM) 002988485

(51) **LOC (11) Cl.** **26-04**

(52) **U.S. Cl.**
USPC **D26/1**

(58) **Field of Classification Search**

USPC D26/1-4; 313/313, 315, 316, 317, 318, 313/493; 315/52, 53, 56, 57, 58
CPC H01R 5/00; H01R 13/46; H01R 13/514; H01R 31/048; H01R 31/02; H01J 5/00;

(57) **CLAIM**

The ornamental design for a luminous source, as shown and described.

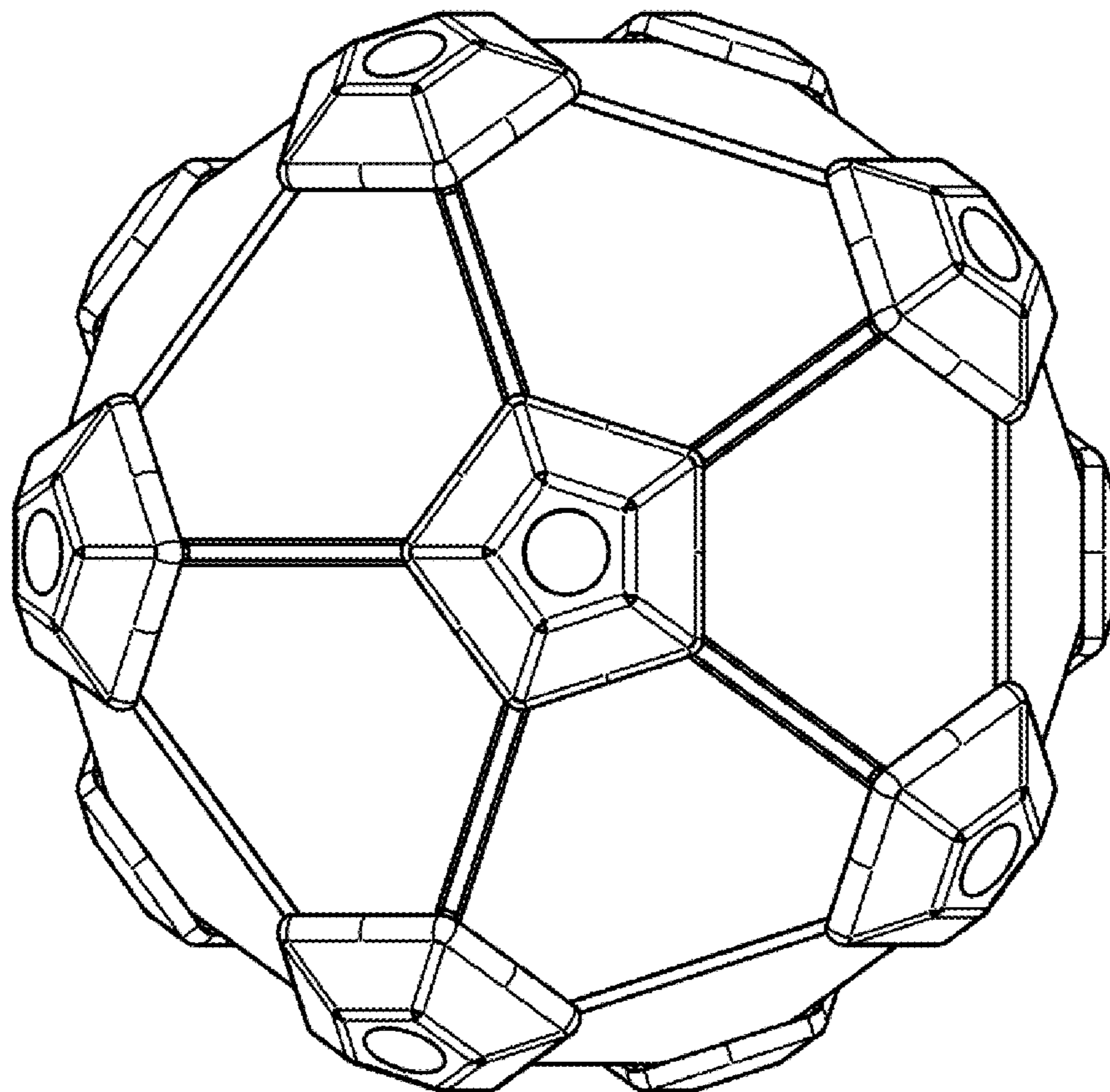
DESCRIPTION

FIG. 1 is a top view of the luminous source, the bottom view being identical;

FIG. 2 is a left side of the luminous source, the right side, front and rear views being identical; and,

FIG. 3 is a perspective view of the luminous source.

1 Claim, 1 Drawing Sheet



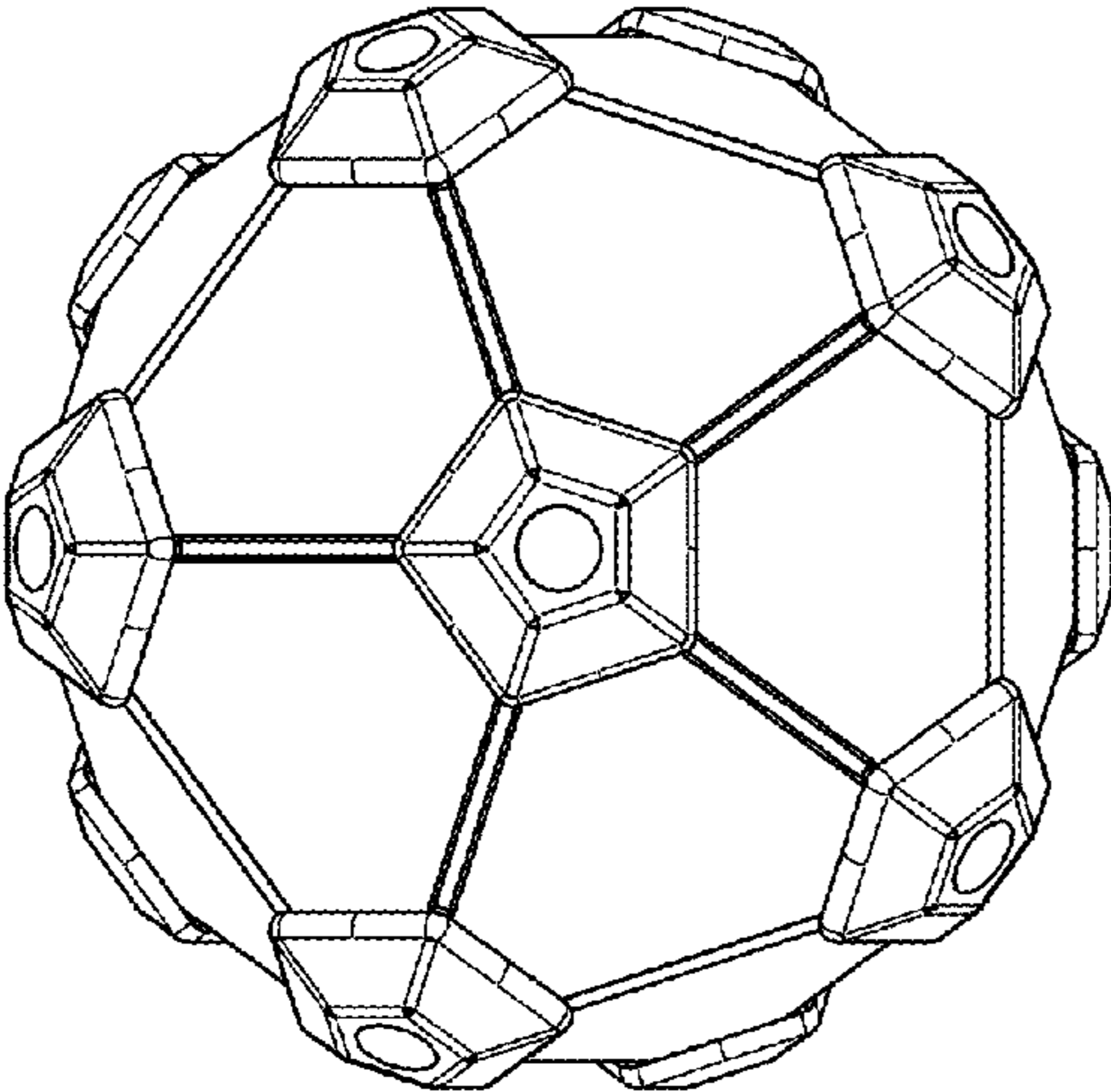


Fig. 1

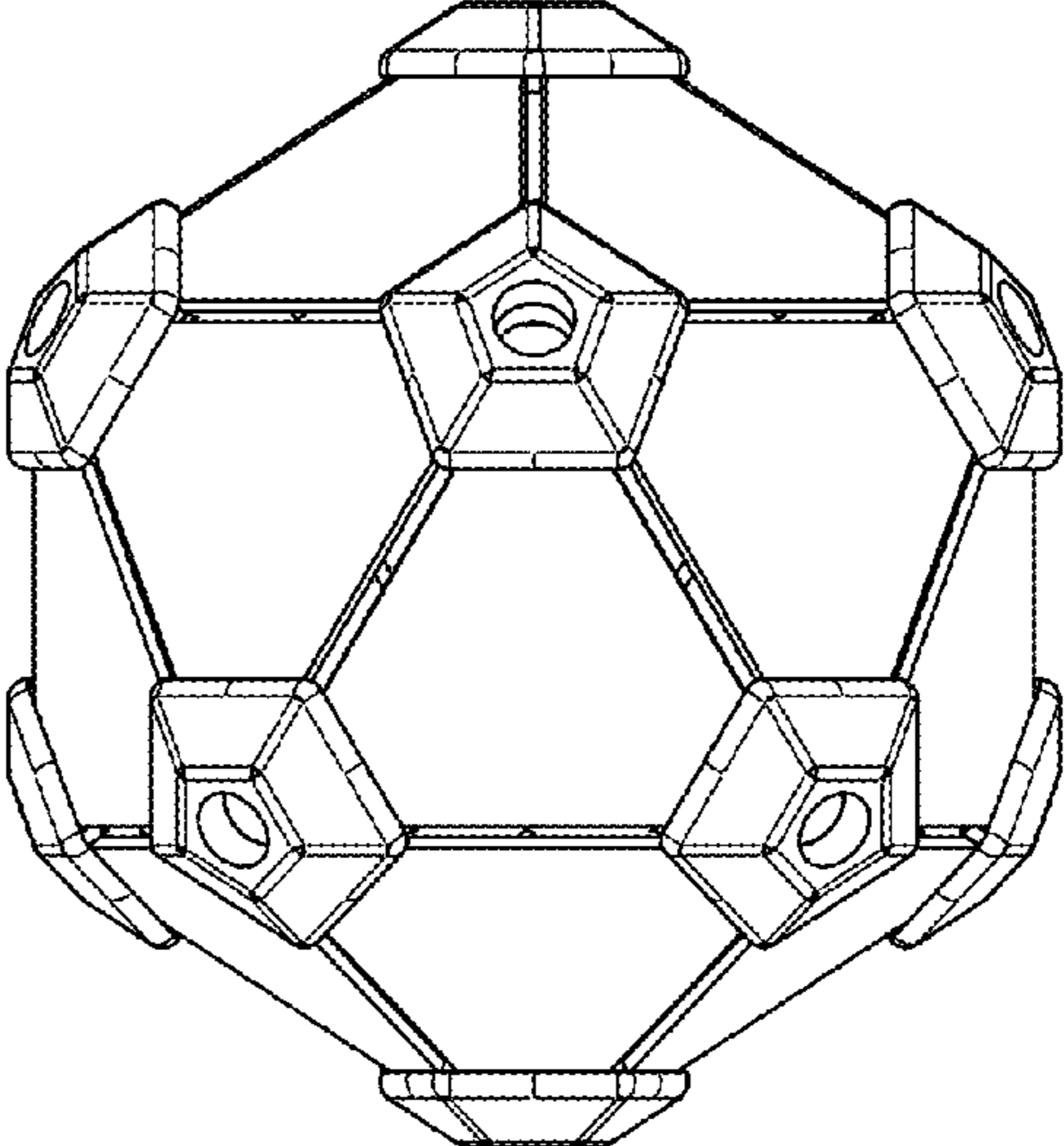


Fig. 2

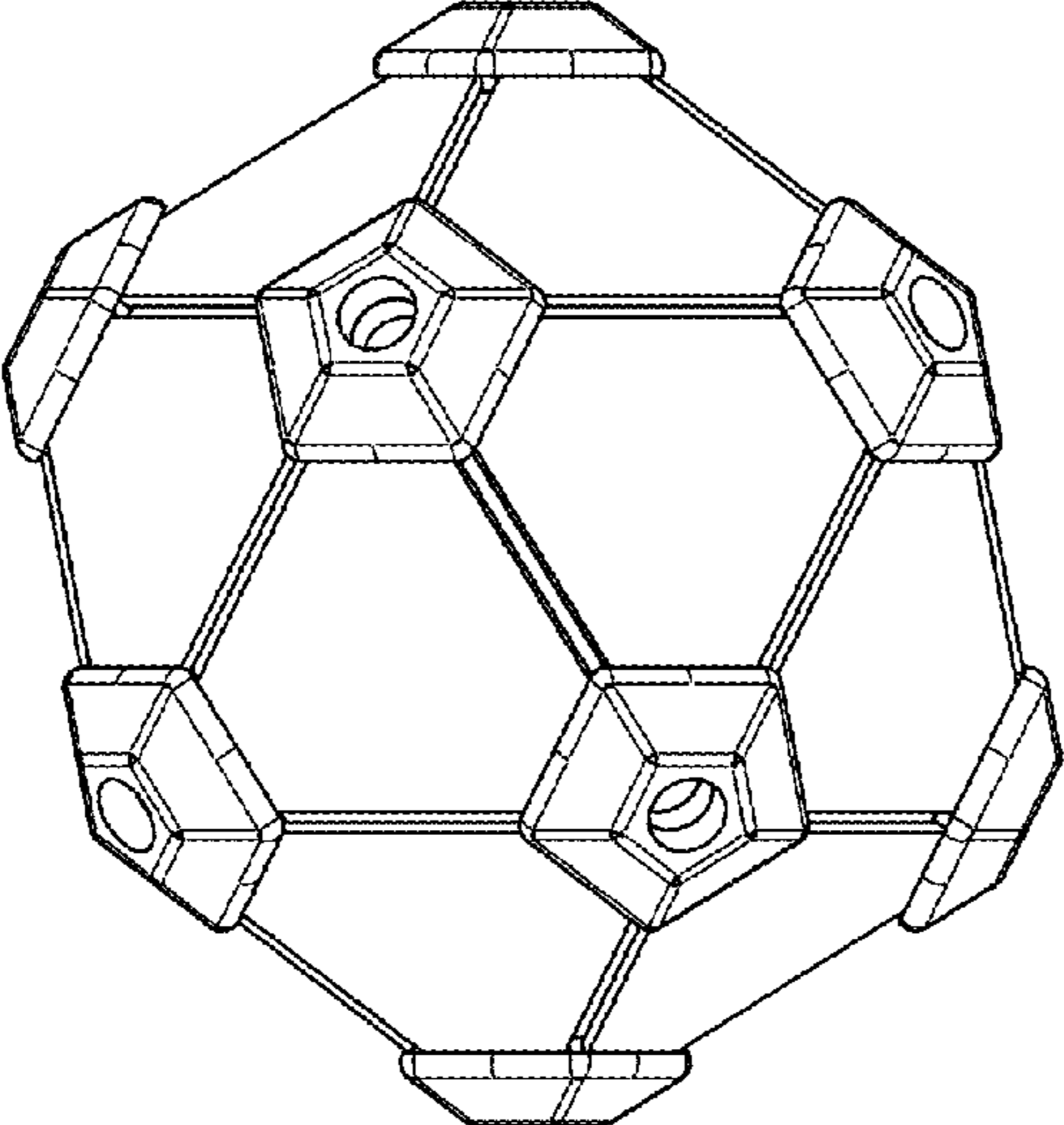


Fig. 3