



US00D807523S

(12) **United States Design Patent** (10) **Patent No.:** **US D807,523 S**
Difiore (45) **Date of Patent:** **** Jan. 9, 2018**

(54) **SKIN MASSAGING APPARATUS**

(56) **References Cited**

(71) Applicant: **Claudio P. Difiore**, Los Angeles, CA
(US)

U.S. PATENT DOCUMENTS

(72) Inventor: **Claudio P. Difiore**, Los Angeles, CA
(US)

D371,442 S * 7/1996 Semyonova D24/214
D510,628 S * 10/2005 Talbot D24/214
D530,822 S * 10/2006 Inubushi D24/214
D637,728 S * 5/2011 Sevier D24/211
D719,665 S * 12/2014 Callow D24/214
D723,711 S * 3/2015 Elliott D24/215

(**) Term: **15 Years**

* cited by examiner

(21) Appl. No.: **29/568,843**

Primary Examiner — Sandra Snapp

(22) Filed: **Jun. 22, 2016**

(74) *Attorney, Agent, or Firm* — Michael A. Painter

(51) **LOC (11) Cl.** **28-03**

(57) **CLAIM**

(52) **U.S. Cl.**

The ornamental design for a skin massaging apparatus, as shown and described.

USPC **D24/215**

(58) **Field of Classification Search**

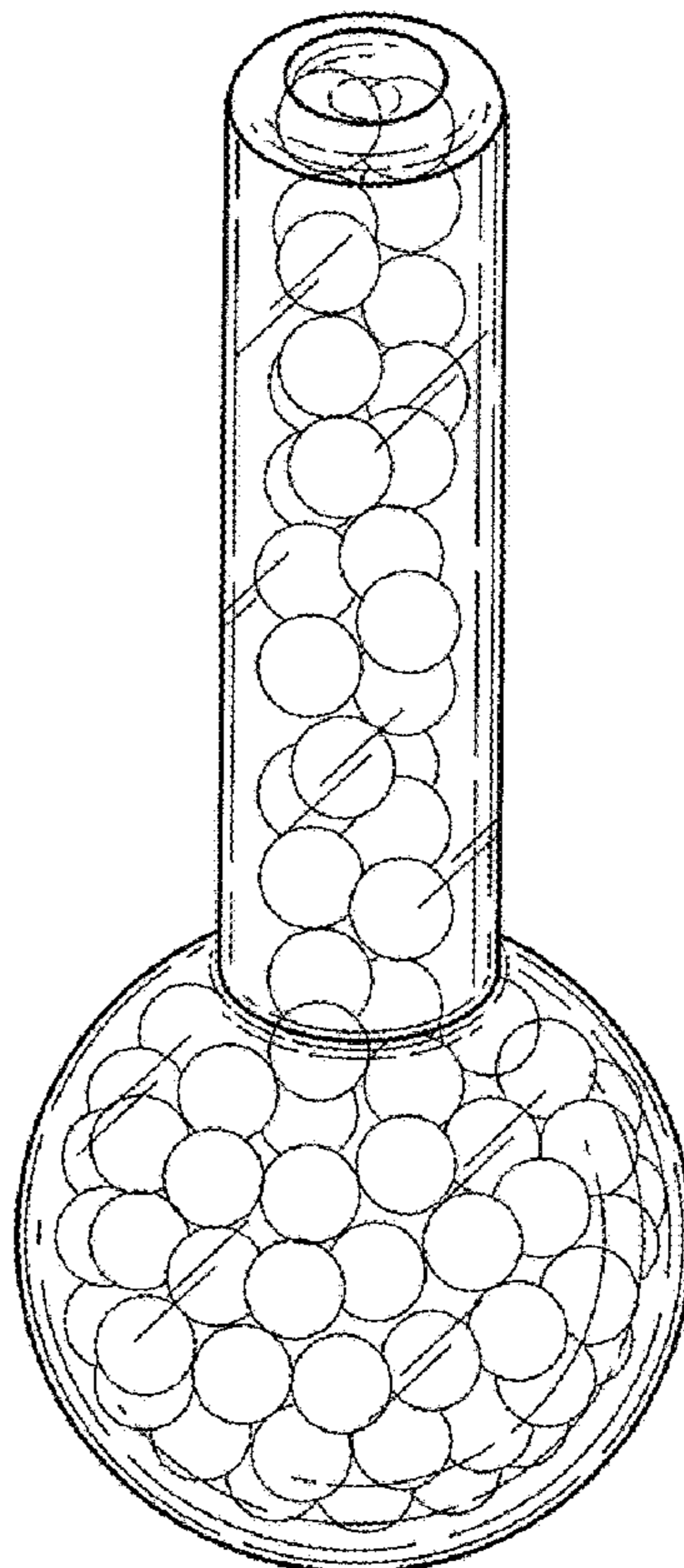
DESCRIPTION

USPC D24/200, 211, 212, 213, 214, 215;
601/19, 27-32, 46-48, 52, 99, 112-113,
601/118, 135, 137, DIG. 12, DIG. 14,
601/DIG. 15, DIG. 16, DIG. 17;
D30/160; D11/26, 28, 29
CPC A61H 19/00; A61H 19/30; A61H 19/32;
A61H 19/34; A61H 19/40; A61H 19/44;
A61H 19/50; A61H 2015/0007; A61H
2015/0014; A61H 2015/0042; A61H
15/00; A61H 7/003; A61H 7/005

FIG. 1 is a front perspective view of a skin massaging apparatus illustrating my new design, the rear perspective view thereof being identical;
FIG. 2 is a bottom plan view thereof;
FIG. 3 is a left side elevation view thereof, the right side elevation view being identical; and,
FIG. 4 is a top plan view thereof.

See application file for complete search history.

1 Claim, 1 Drawing Sheet



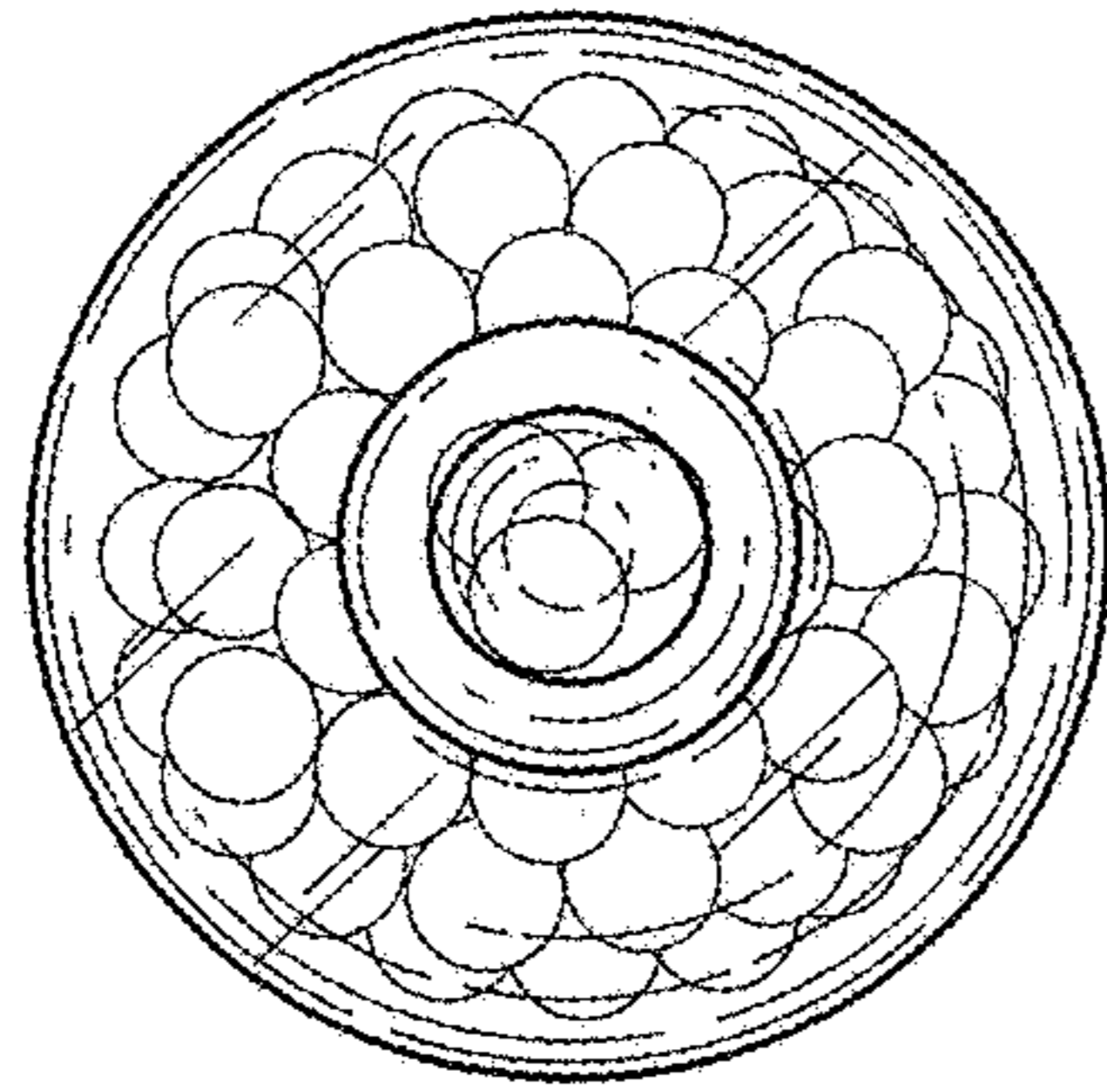


FIG. 2

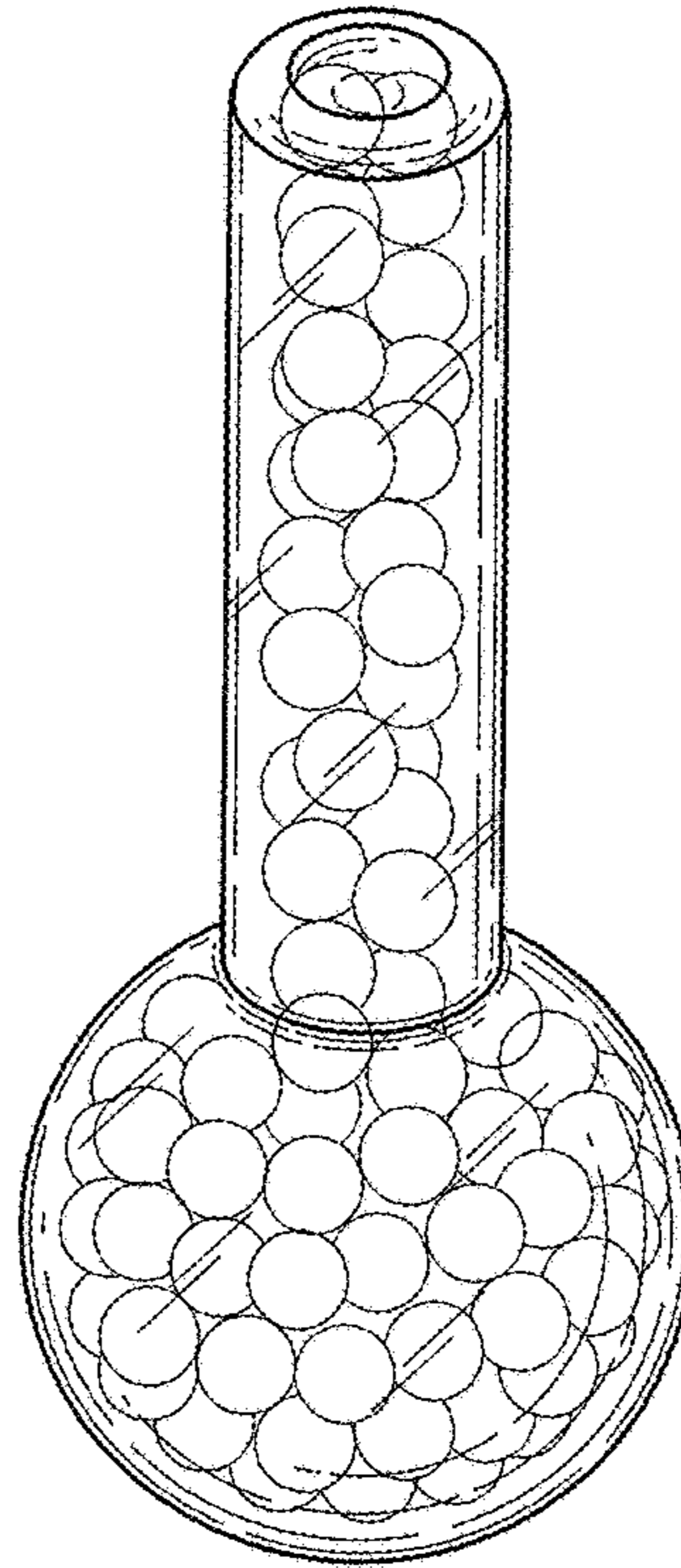


FIG. 1

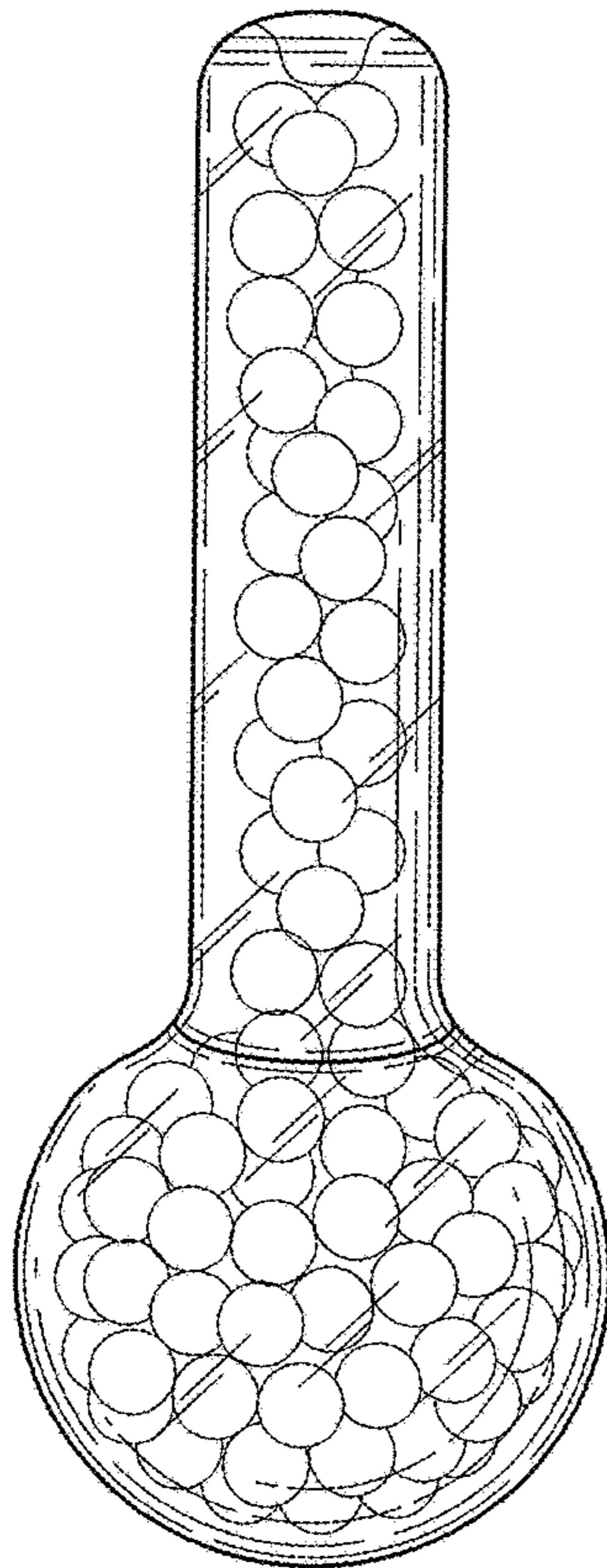


FIG. 3

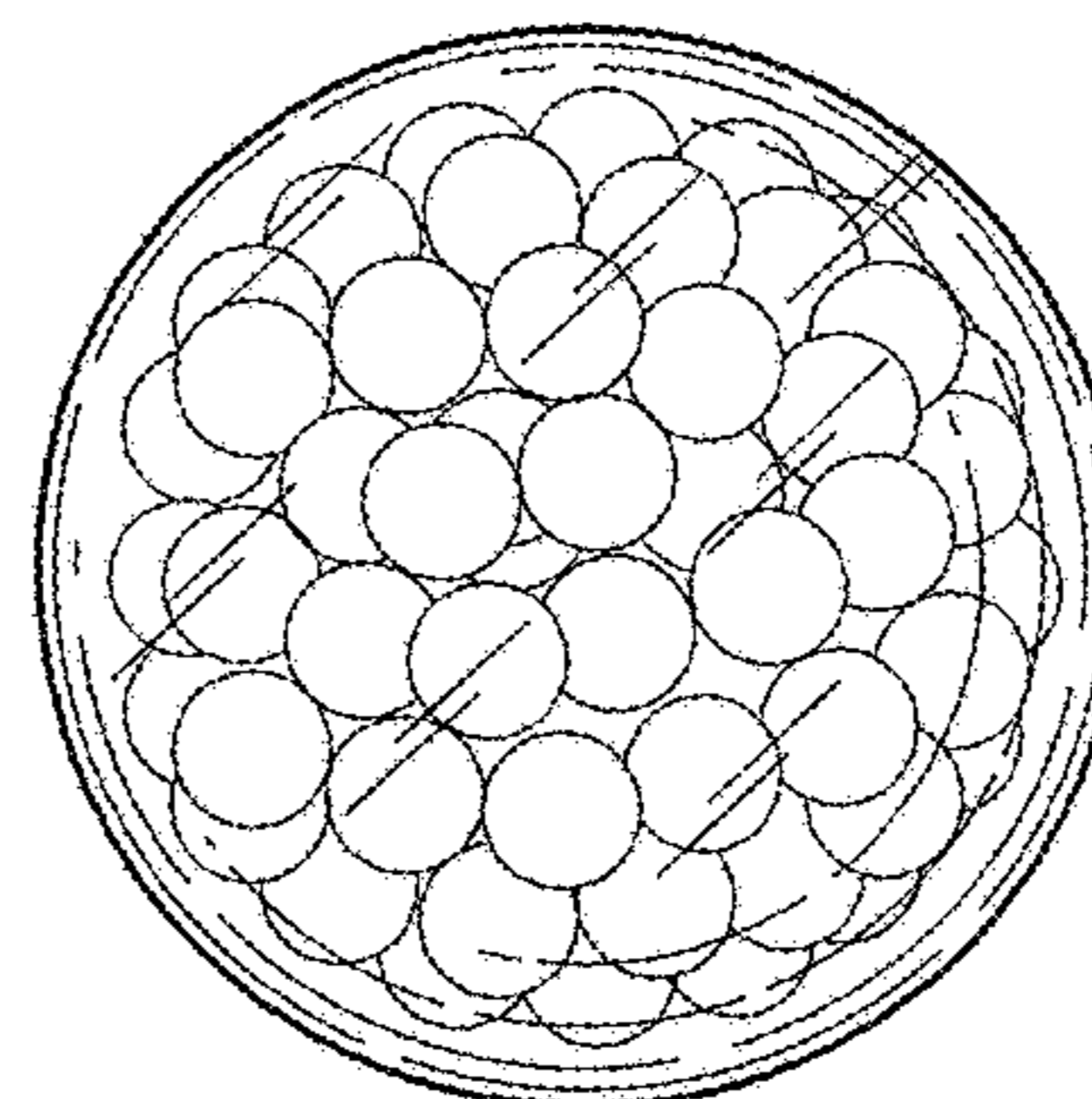


FIG. 4