



US00D807515S

(12) **United States Design Patent**
Landay et al.

(10) **Patent No.:** **US D807,515 S**
(45) **Date of Patent:** **** Jan. 9, 2018**

(54) **MANUALLY MANIPULATED THERAPEUTIC DEVICE**

(71) Applicant: **Office Images, Inc.**, Natick, MA (US)

(72) Inventors: **Susan D. Landay**, Newton, MA (US);
Lonnie Radke, Aurora, IL (US)

(73) Assignee: **Office Images, Inc.**, Natick, MA (US)

(**) Term: **15 Years**

(21) Appl. No.: **29/580,025**

(22) Filed: **Oct. 5, 2016**

(51) **LOC (11) Cl.** **24-02**

(52) **U.S. Cl.**
USPC **D24/188**

(58) **Field of Classification Search**
USPC D11/131-164, 1, 2, 40, 43, 79, 26, 37;
D24/188, 189, 190, 191, 192, 200, 201,
(Continued)

(56) **References Cited**

U.S. PATENT DOCUMENTS

2,762,123 A * 9/1956 Schultz G01C 21/165
235/61 NV
2,857,122 A * 10/1958 Maguire B64G 1/28
244/3.21

(Continued)

FOREIGN PATENT DOCUMENTS

CA 1125513 6/1982
GB 2517713 3/2015

(Continued)

OTHER PUBLICATIONS

Virtox, "Gyro the Cube" Model Version 1, Feb. 6, 2016, <http://www.shapeways.com/product/WPYSJMPYT/gyro-the-cube>.

(Continued)

Primary Examiner — Thomas Johannes

Assistant Examiner — Samantha Q. Lawrence

(74) *Attorney, Agent, or Firm* — Onello & Mello, LLP

(57) **CLAIM**

An ornamental design for a manually manipulated therapeutic device, as shown and described.

DESCRIPTION

FIG. 1 is a front view of a manually manipulated therapeutic device in accordance with the present invention;

FIG. 2 is a back view of a manually manipulated therapeutic device, of FIG. 1;

FIG. 3 is a left side of a manually manipulated therapeutic device of FIG. 1;

FIG. 4 is a right side view of a manually manipulated therapeutic device of FIG. 1;

FIG. 5 is a top view of a manually manipulated therapeutic device of FIG. 1;

FIG. 6 is a bottom view of a manually manipulated therapeutic device of FIG. 1;

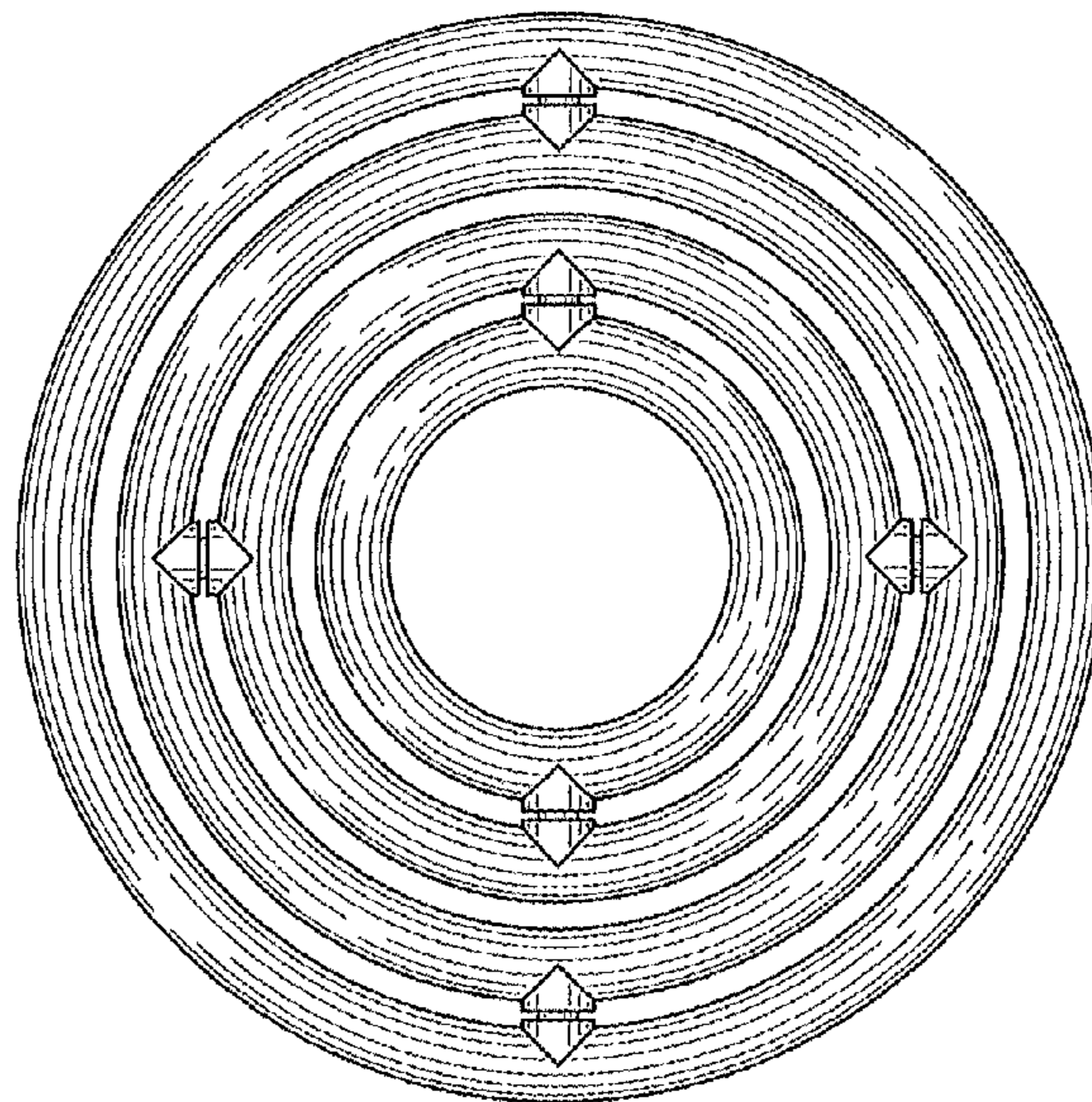
FIG. 7 is a perspective view of a manually manipulated therapeutic device of FIG. 1;

FIG. 8 is a perspective view of a manually manipulated therapeutic device of FIG. 1 showing the inner most ring rotated about its axis;

FIG. 9 is a perspective view of a manually manipulated therapeutic device of FIG. 1 showing the inner most ring and the second inner most ring rotated about their axes; and,

FIG. 10 is a perspective view of a manually manipulated therapeutic device of FIG. 1 showing the inner most ring, the second inner most ring, and the third inner most ring rotated about their axes.

1 Claim, 4 Drawing Sheets



US D807,515 S

Page 2

(58) **Field of Classification Search**

USPC D24/202, 203, 204, 205, 206, 207, 208,
D24/209, 210, 211, 212, 213, 214, 215;
D8/367, 368, 369, 370, 371, 372;
D21/401-411, 662
CPC . Y10T 74/1221; Y10T 74/1229; Y10T 74/12;
Y10T 74/1207; A63B 19/04; A63B
21/4049; A63G 27/04; F03G 3/00; G09B
9/12; A61J 17/002; A61J 17/02; B01J
19/0046; B64G 1/28

See application file for complete search history.

(56) **References Cited**

U.S. PATENT DOCUMENTS

3,083,037 A * 3/1963 Gordon A63B 19/04
280/206
3,164,382 A * 1/1965 Johnson A63B 19/04
472/17
4,249,333 A 2/1981 Chase et al.
4,472,978 A 9/1984 Levine et al.
4,684,124 A 8/1987 Escher
4,799,667 A 1/1989 Suchy
4,824,099 A 4/1989 Rusu et al.
5,046,721 A 9/1991 Altare
5,114,377 A 5/1992 Cove Mercuri et al.
5,580,336 A 12/1996 Coallier
5,800,311 A 9/1998 Chuang
6,030,272 A 2/2000 Hu
6,623,405 B2 9/2003 Chuang et al.

D500,964 S * 1/2005 Lach D11/131
6,860,166 B2 3/2005 Hintz
7,172,511 B2 * 2/2007 Casey A63G 7/00
104/53
7,181,987 B2 2/2007 Hamady
7,326,156 B2 2/2008 Dworzan
7,383,747 B2 6/2008 Tippet
7,559,766 B2 * 7/2009 Epley A61B 5/4863
434/34
7,736,276 B2 6/2010 Chuang et al.
8,652,012 B2 2/2014 Smith
D720,651 S * 1/2015 Lambeth D11/164
D775,281 S * 12/2016 Haut D21/398
9,764,176 B2 * 9/2017 Waterman B01L 3/5088
9,789,411 B2 * 10/2017 Masutti A63G 31/16
2010/0109341 A1 5/2010 Fullerton
2012/0329609 A1 12/2012 Chuang
2015/0231520 A1 8/2015 Striggow

FOREIGN PATENT DOCUMENTS

JP 3009697 4/1995
WO 2000020083 4/2000

OTHER PUBLICATIONS

Atartanian, "Customizable Easy Gyro", published Apr. 30, 2015,
<http://www.thingiverse.com/thing:802145>.
https://www.pinterest.com/pin/441704675923797559/7from_navigate=true.

* cited by examiner

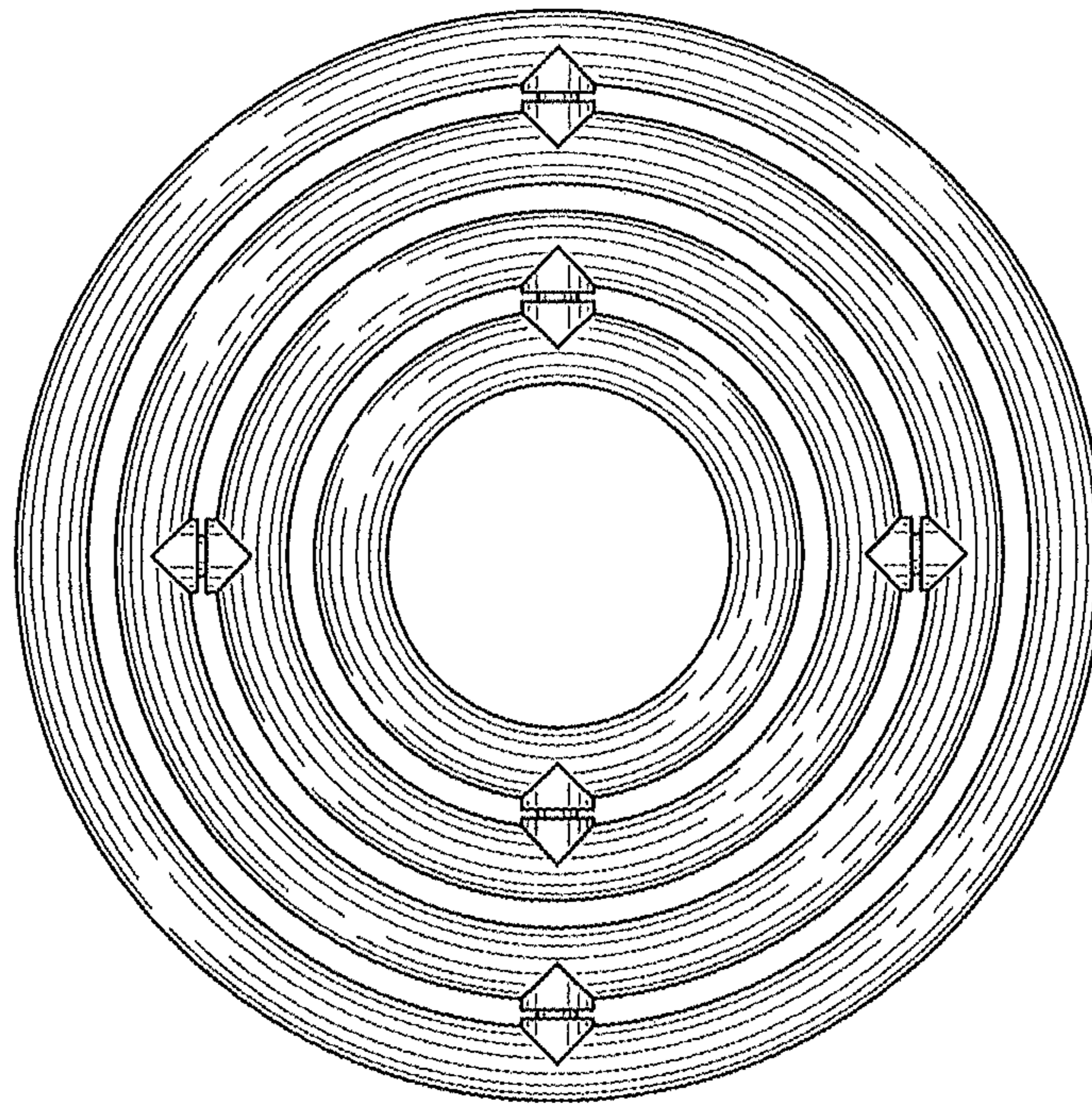


FIG. 1

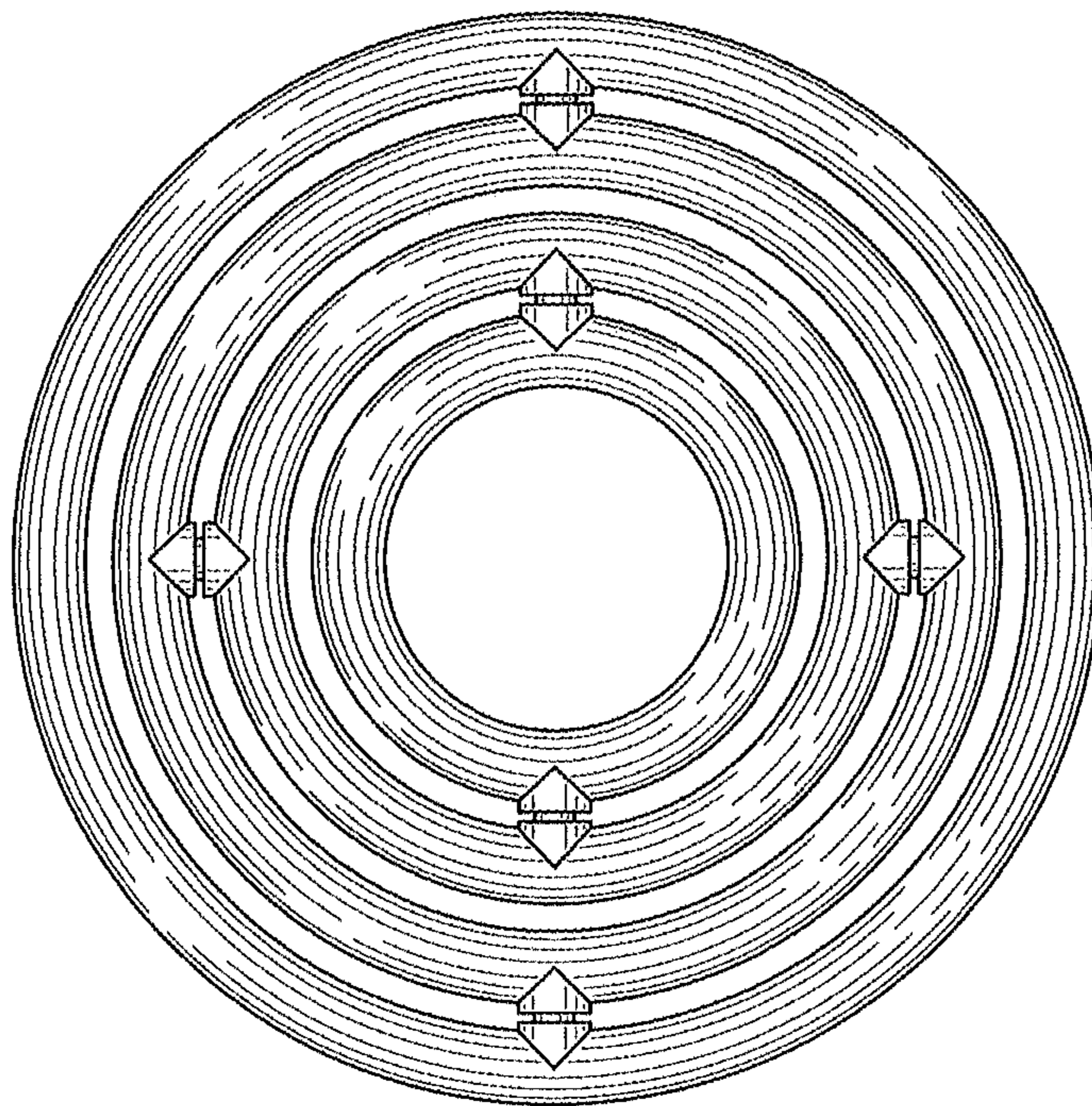


FIG. 2

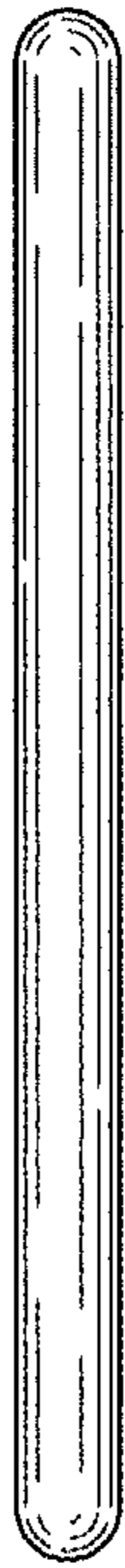


FIG. 3



FIG. 4



FIG. 5




FIG. 6

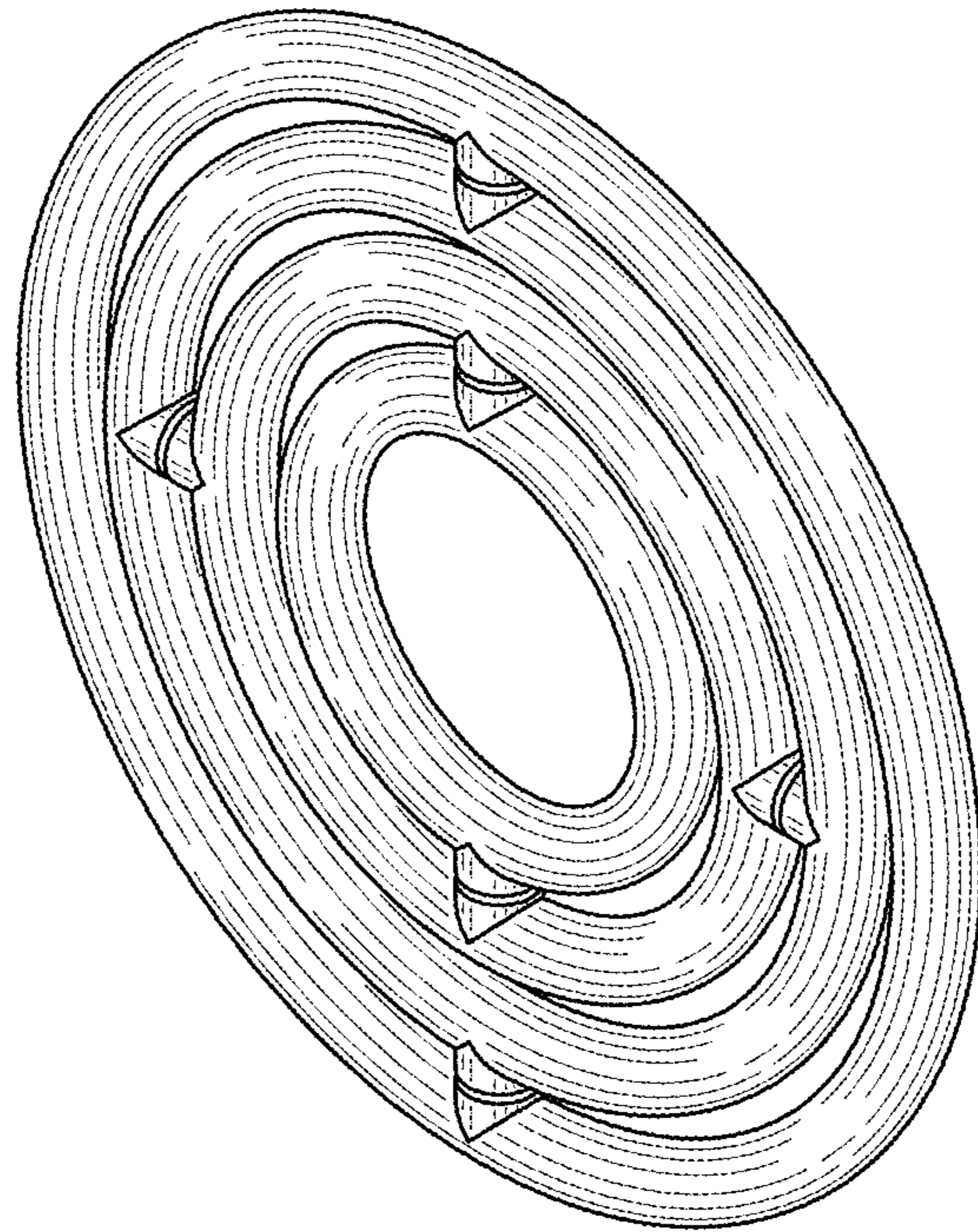


FIG. 7

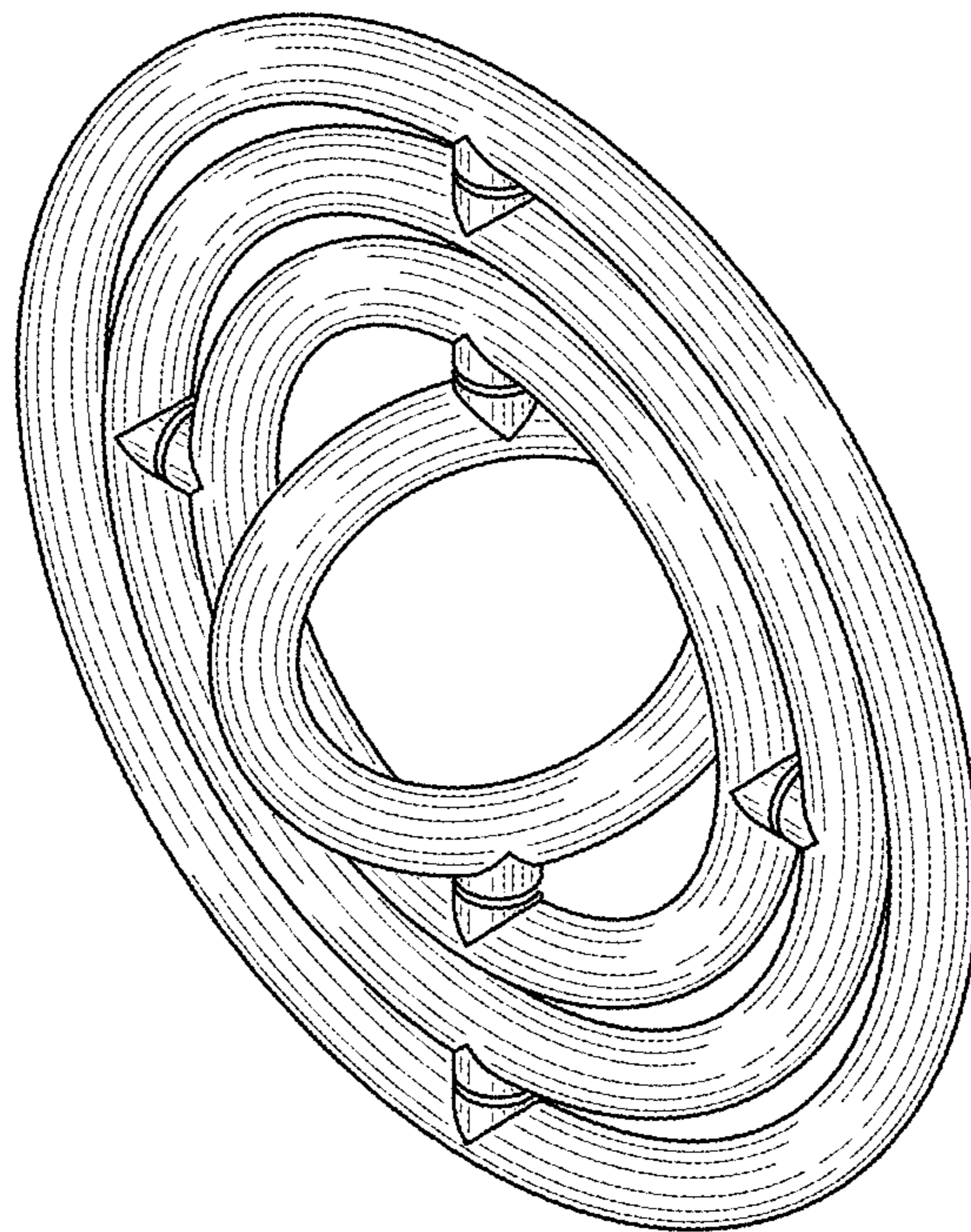


FIG. 8

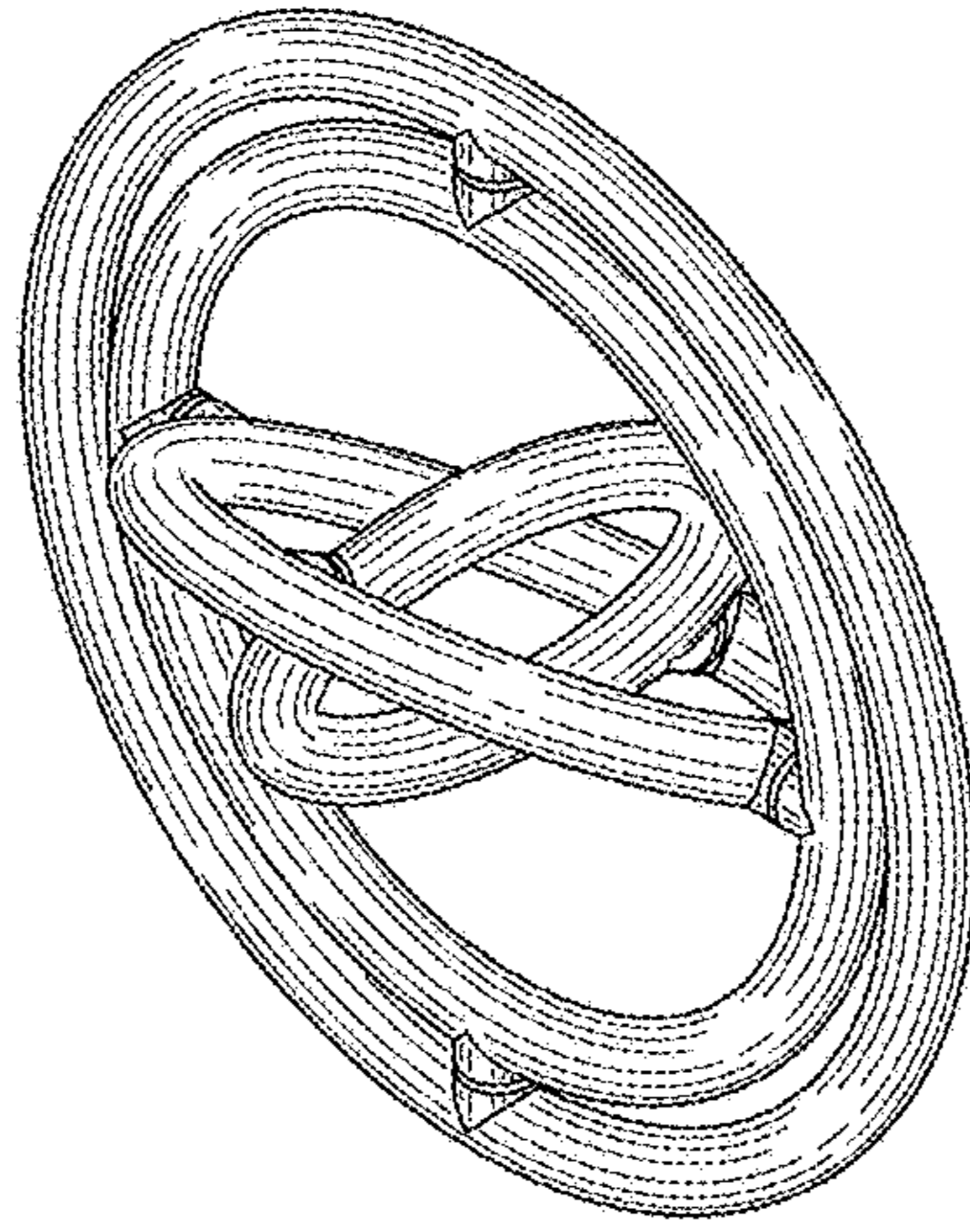


FIG. 9

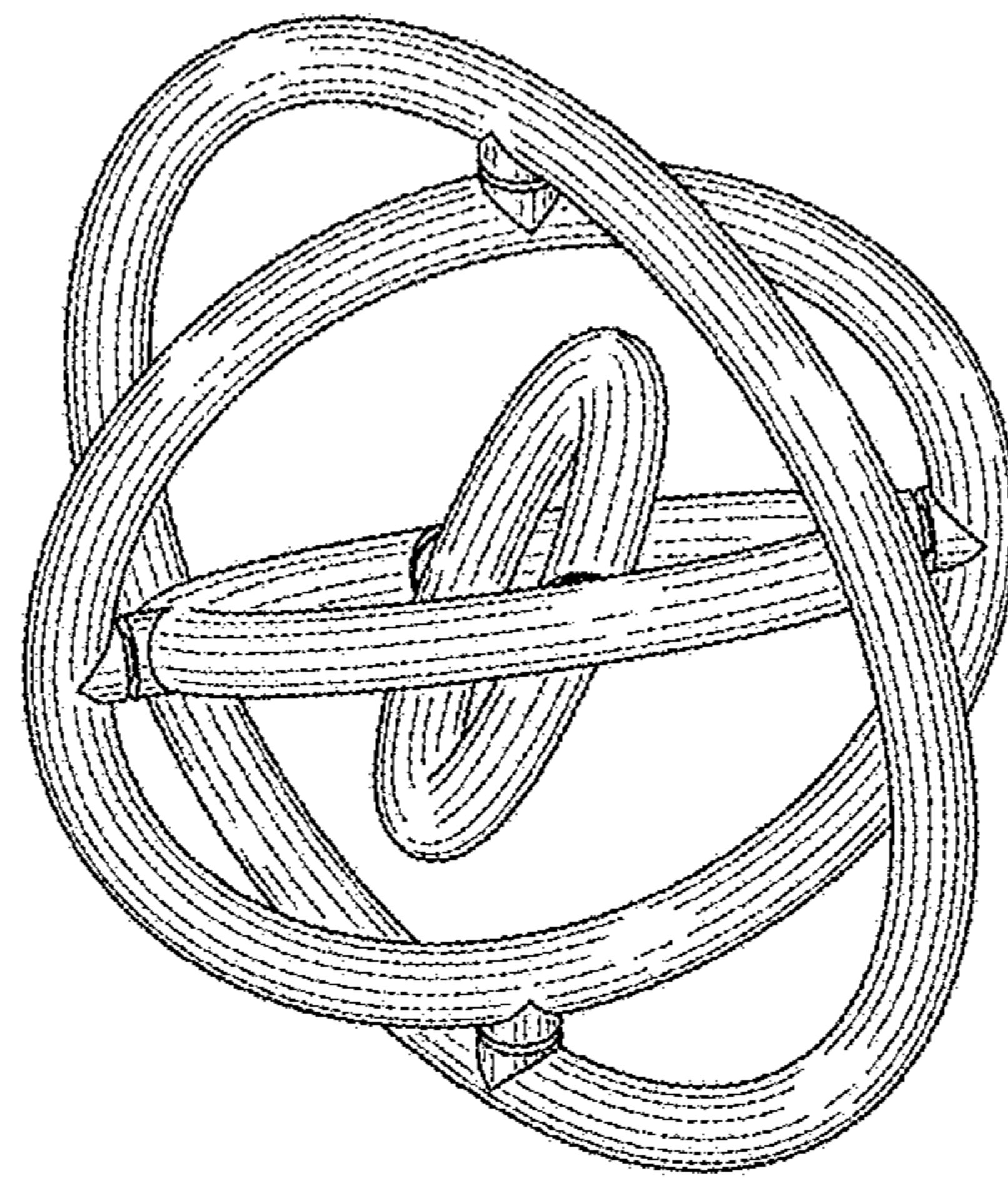


FIG. 10