



US00D807508S

(12) **United States Design Patent** (10) **Patent No.:** **US D807,508 S**
Asfora et al. (45) **Date of Patent:** **** Jan. 9, 2018**

(54) **BONE PLATE**
(71) Applicant: **Asfora, IP, LLC**, Sioux Falls, SD (US)
(72) Inventors: **Wilson Theophilo Asfora**, Sioux Falls, SD (US); **Daniel S. Savage**, Brecksville, OH (US)
(73) Assignee: **Asfora IP, LLC**, Sioux Falls, SD (US)
(**) Term: **14 Years**
(21) Appl. No.: **29/521,543**
(22) Filed: **Mar. 24, 2015**
(51) **LOC (11) Cl.** **24-02**
(52) **U.S. Cl.**
USPC **D24/155**
(58) **Field of Classification Search**
USPC D24/155
CPC A61B 17/8061; A61B 17/7059; A61B 17/8052; A61B 17/8605; A61B 17/8085; A61B 17/809; A61B 17/8014; A61B 17/8033; A61B 17/8004; A61B 17/888; A61B 17/842; A61B 17/8023; A61B 17/8009; A61B 17/86; A61B 17/17; A61B 17/39; A61B 17/8066; A61B 17/1671; A61B 17/1757; A61B 17/8071; A61B 17/176; A61B 2017/1782; A61B 2017/1775
See application file for complete search history.

(56) **References Cited**
U.S. PATENT DOCUMENTS
2,100,035 A * 11/1937 Merrick A47F 7/281
206/503
3,871,623 A * 3/1975 Boenisch B01F 5/26
366/108
4,359,017 A * 11/1982 May F02B 19/12
123/52.6

5,233,500 A * 8/1993 Liang H01L 23/66
257/678
5,716,399 A * 2/1998 Love A61F 2/2415
128/898
D404,134 S * 1/1999 Dunshee D24/189
6,129,758 A * 10/2000 Love A61F 2/2415
623/2.11
D440,311 S * 4/2001 Michelson D24/155
D449,692 S * 10/2001 Michelson D24/155
6,328,763 B1 * 12/2001 Love A61F 2/2415
623/2.13
D602,589 S * 10/2009 Bush, Jr. D24/155
D603,961 S * 11/2009 Kriska D24/155
D603,962 S * 11/2009 Kriska D24/155
D615,652 S * 5/2010 Weiman D24/155
8,211,154 B2 7/2012 Fisher et al.
8,425,576 B2 4/2013 Anderson et al.
D749,963 S * 2/2016 Oaknin D9/420
2003/0167089 A1 * 9/2003 Lane A61F 2/2412
623/2.14
2006/0020280 A1 * 1/2006 Love A61B 17/32
606/167

(Continued)

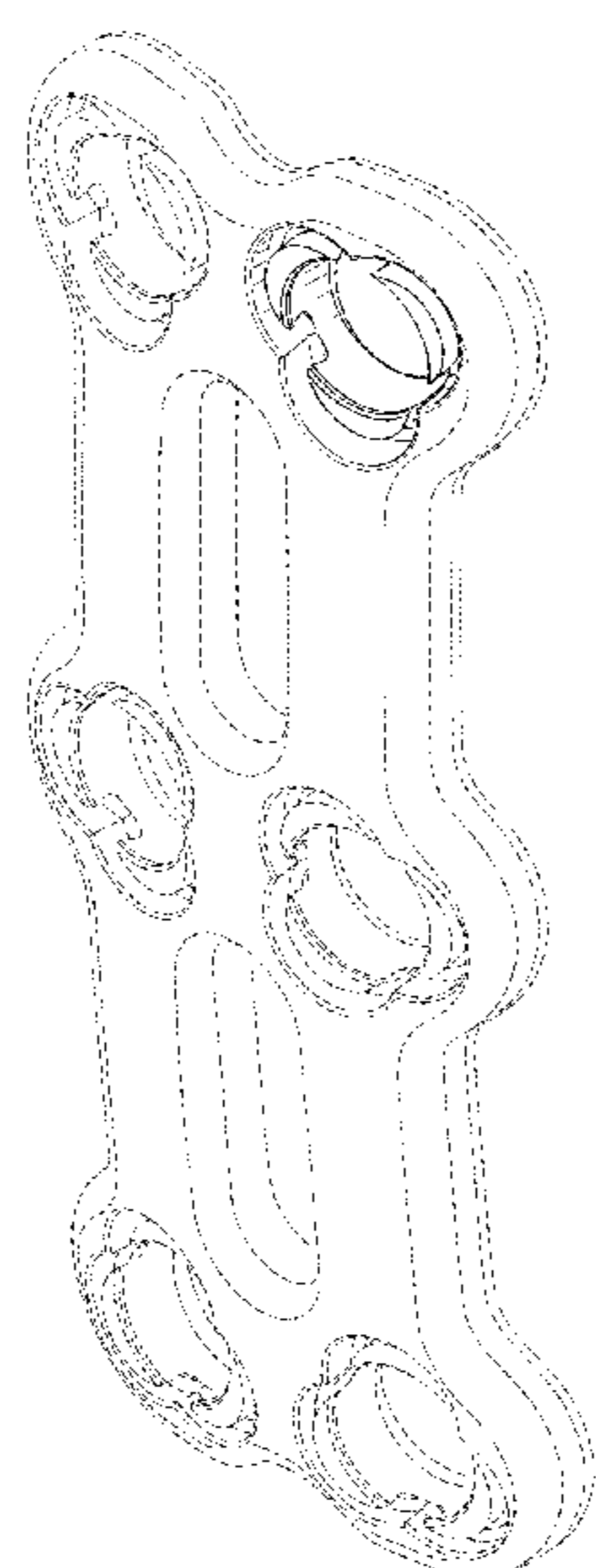
Primary Examiner — Charles Hanson
(74) *Attorney, Agent, or Firm* — Dorsey & Whitney LLP

(57) **CLAIM**
The ornamental design for a bone plate, as shown and described.

DESCRIPTION

FIG. 1 shows a front, right perspective view of an embodiment of a bone plate;
FIG. 2 shows a front view thereof;
FIG. 3 shows a rear thereof;
FIG. 4 shows a left-side thereof;
FIG. 5 shows a right-side view thereof;
FIG. 6 shows a top end view thereof; and,
FIG. 7 shows a bottom end view thereof.
The broken lines illustrate environmental structure and form no part of the claimed design.

1 Claim, 6 Drawing Sheets



(56)

References Cited

U.S. PATENT DOCUMENTS

2011/0218570	A1	9/2011	Felix et al.	
2011/0265253	A1*	11/2011	Juza	A43B 3/105 2/245
2012/0143193	A1	6/2012	Hulliger	
2012/0191141	A1	7/2012	Constabile	
2014/0188177	A1	7/2014	Jacene et al.	
2016/0022949	A1*	1/2016	Milne	A61M 16/0808 128/201.13
2016/0166952	A1*	6/2016	Hahn	B01D 29/54 210/323.2

* cited by examiner

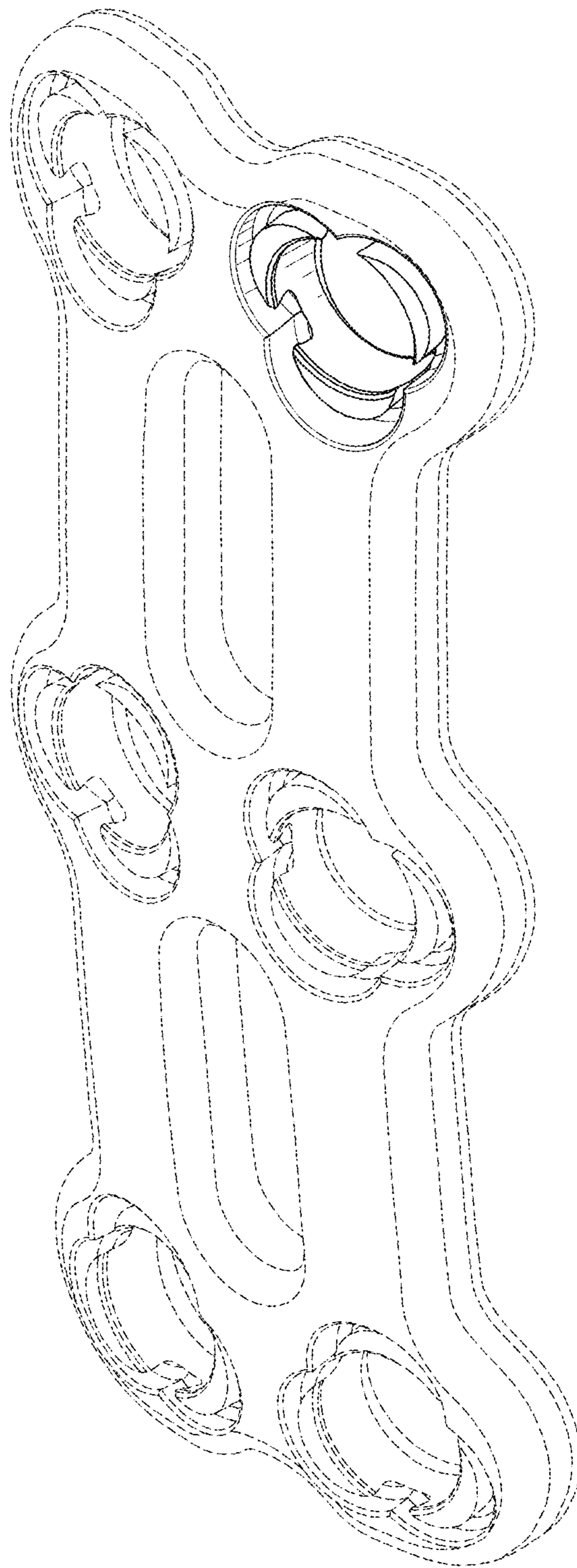


FIG. 1

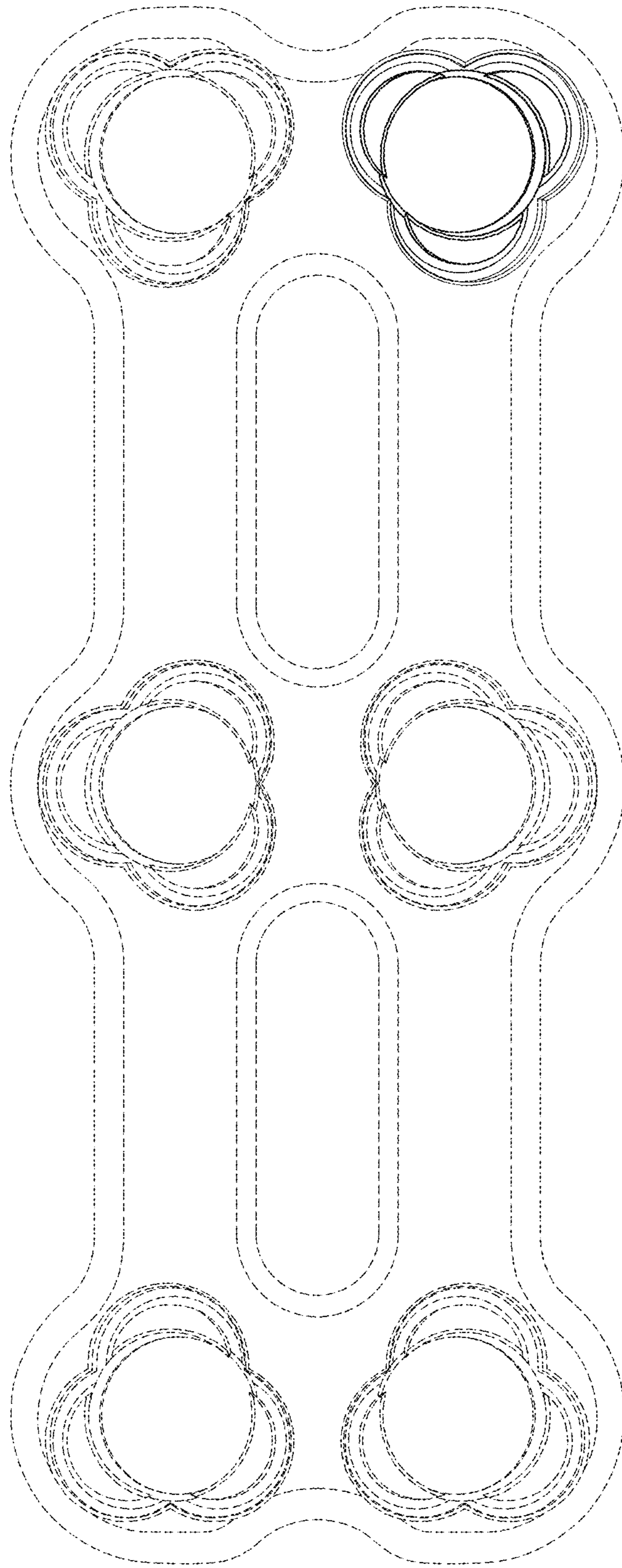


FIG. 2




FIG. 3

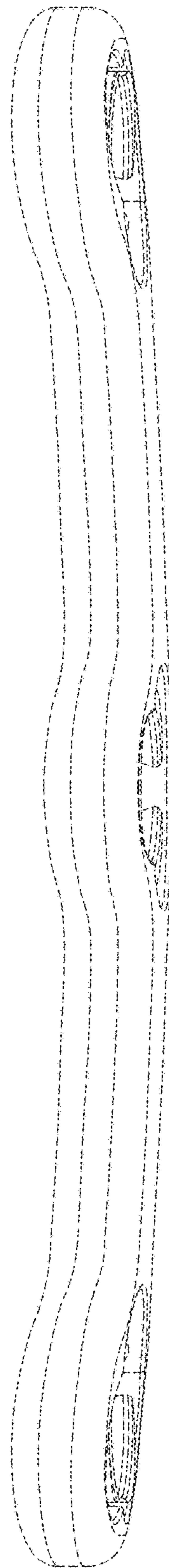


FIG. 4

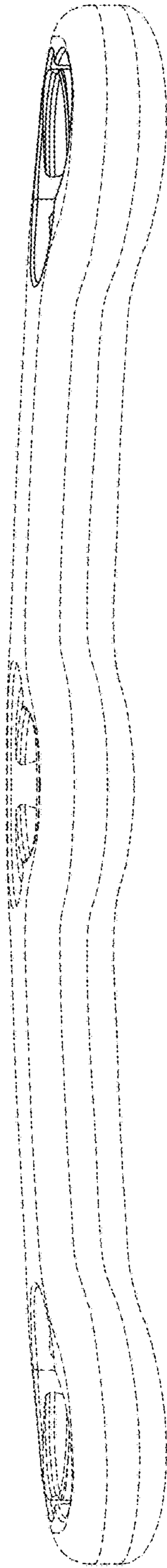


FIG. 5




FIG. 6

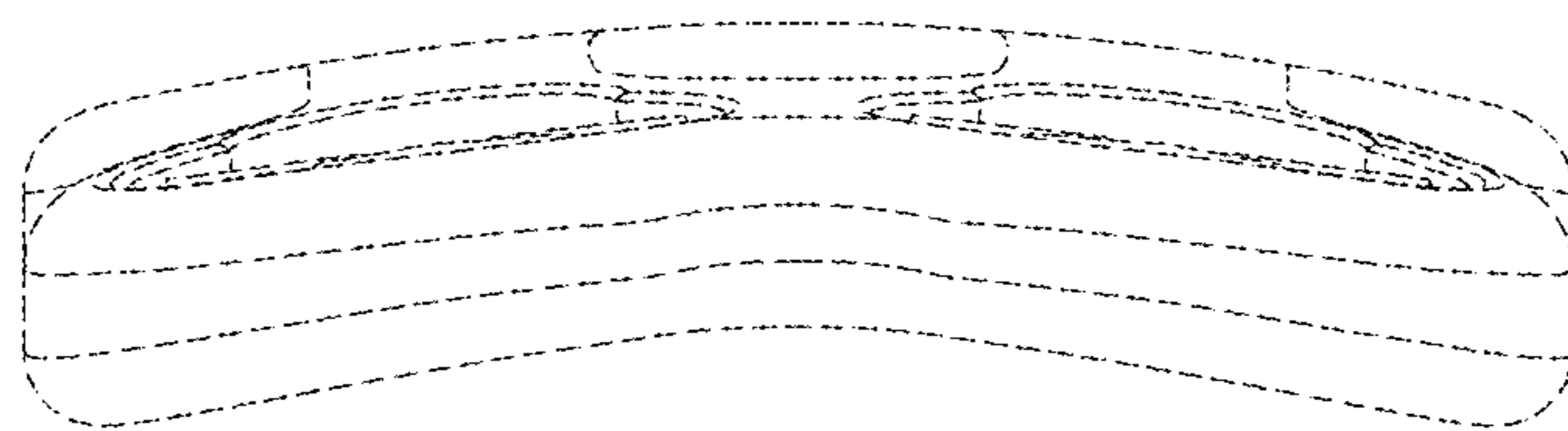


FIG. 7