



US00D807502S

(12) **United States Design Patent** (10) **Patent No.:** **US D807,502 S**  
**Davis et al.** (45) **Date of Patent:** **\*\* Jan. 9, 2018**

(54) **ENTERAL SYRINGE**  
(71) Applicant: **NEOMED, INC.**, Woodstock, GA (US)  
(72) Inventors: **Benjamin M. Davis**, Woodstock, GA (US); **Aaron N. Ingram**, Canton, GA (US); **John Burke**, County Roscommon (IE); **Mark M. Costello**, Co. Mayo (IE)

3,682,174 A 8/1972 Cohen  
3,684,136 A 8/1972 Baumann  
3,685,514 A 8/1972 Cheney  
3,756,390 A 9/1973 Abbey et al.  
3,885,562 A 5/1975 Lampkin  
(Continued)

(73) Assignee: **NEOMED, INC.**, Woodstock, GA (US)  
(\*\*) Term: **14 Years**

FOREIGN PATENT DOCUMENTS

DE 2108381 B2 8/1972  
EP 1110568 A2 6/2001  
(Continued)

(21) Appl. No.: **29/519,107**  
(22) Filed: **Mar. 2, 2015**  
(51) **LOC (11) Cl.** ..... **24-02**  
(52) **U.S. Cl.**  
USPC ..... **D24/130**  
(58) **Field of Classification Search**  
USPC ..... D24/112-114, 108, 133, 130, 127, 186;  
606/181, 185; 604/264, 272, 187, 181,  
604/184, 227  
CPC ..... A61M 5/178; A61M 3/00; A61M 5/20;  
A61M 5/31; A61M 5/3146; A61M  
5/3129; A61M 5/3148; A61M 5/315  
See application file for complete search history.

OTHER PUBLICATIONS

Carrera, Amy Long, MS, RD, CNSC, CWCMS; Enfit: How to Transition to the New Feeding Tube Connectors; Shield Healthcare, Inc.; Feb. 4, 2015; 5 pgs.  
(Continued)

*Primary Examiner* — David G Muller  
*Assistant Examiner* — Nathan M Johnston  
(74) *Attorney, Agent, or Firm* — Gardner Groff  
Greenwald & Villanueva, PC

(57) **CLAIM**

The ornamental design for an enteral syringe, substantially as shown and described.

(56) **References Cited**

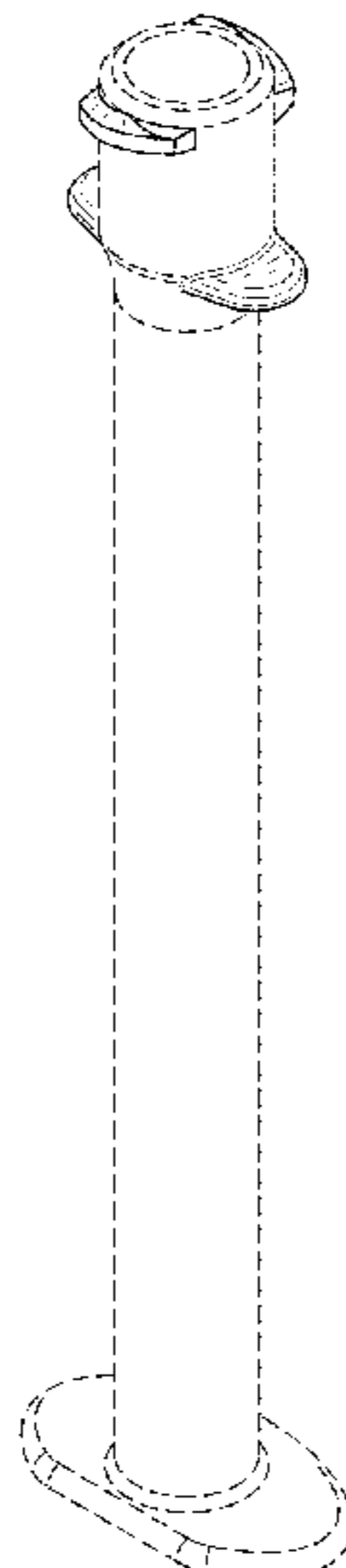
**DESCRIPTION**

U.S. PATENT DOCUMENTS

2,708,438 A 5/1955 Cohen  
2,869,543 A 1/1959 Ratcliff et al.  
2,939,459 A 6/1960 Lazarte et al.  
3,326,215 A 6/1967 Sarnoff et al.  
3,370,754 A 2/1968 Cook et al.  
3,489,147 A 1/1970 Shaw  
3,557,787 A 1/1971 Cohen  
3,570,486 A 3/1971 Engelsher  
3,572,337 A 3/1971 Schunk  
3,659,749 A 5/1972 Schwartz  
3,678,931 A 7/1972 Cohen  
3,680,558 A 8/1972 Kapelowitz

FIG. 1 is a perspective view of an enteral syringe showing our new design.  
FIG. 2 is a front elevation view thereof.  
FIG. 3 is a rear elevation view thereof.  
FIG. 4 is first side elevation view thereof.  
FIG. 5 is a second side elevation view thereof.  
FIG. 6 is a first end elevation view thereof; and,  
FIG. 7 is a second end elevation view thereof.  
The broken lines show portions of the design that form no part of the claimed design.

**1 Claim, 4 Drawing Sheets**



(56)

References Cited

U.S. PATENT DOCUMENTS

3,885,710 A 5/1975 Cohen  
 3,921,633 A \* 11/1975 Tischlinger ..... A61M 5/178  
 604/227  
 4,171,699 A \* 10/1979 Jones ..... A61M 5/3129  
 526/73  
 4,254,768 A 3/1981 Ty  
 D267,536 S 1/1983 Findlay  
 4,464,174 A 8/1984 Ennis  
 D282,807 S 3/1986 Hasse  
 D287,877 S 1/1987 Holewinski et al.  
 4,639,248 A 1/1987 Schweblin  
 4,693,706 A 9/1987 Ennis, III  
 4,702,737 A 10/1987 Pizzino  
 D320,084 S \* 9/1991 Stewart ..... D24/114  
 D323,031 S 1/1992 Ahlstrand et al.  
 5,115,816 A \* 5/1992 Lee ..... A61B 10/0283  
 600/562  
 D330,862 S 11/1992 Shibley et al.  
 5,176,415 A 1/1993 Choksi  
 5,279,566 A 1/1994 Kline, Jr. et al.  
 5,286,067 A 2/1994 Choksi  
 5,372,586 A 12/1994 Haber et al.  
 5,395,345 A \* 3/1995 Gross ..... A61B 10/0233  
 604/187  
 D369,214 S 4/1996 Nason  
 5,533,973 A 7/1996 Piontek et al.  
 5,569,193 A 10/1996 Hofstetter et al.  
 D383,205 S \* 9/1997 Pagay ..... D24/112  
 5,704,918 A 1/1998 Higashikawa  
 5,779,668 A 7/1998 Grabenkort  
 5,785,682 A 7/1998 Grabenkort  
 5,836,919 A \* 11/1998 Skurka ..... A61M 5/3134  
 604/187  
 5,843,042 A 12/1998 Ren  
 5,876,379 A 3/1999 Beauvais et al.  
 D420,129 S \* 2/2000 McMahon ..... D24/130  
 6,126,644 A 10/2000 Naganuma et al.  
 6,164,044 A \* 12/2000 Porfano ..... A61M 5/001  
 422/28  
 D436,661 S \* 1/2001 Berry ..... D24/114  
 D445,176 S \* 7/2001 Landers ..... D24/108  
 6,270,519 B1 8/2001 Botts  
 D447,797 S 9/2001 Odell et al.  
 D460,820 S \* 7/2002 Niedospial, Jr. .... D24/130  
 D461,243 S 8/2002 Niedospial, Jr.  
 6,432,087 B1 \* 8/2002 Hoeck ..... A61M 5/3234  
 604/110  
 D462,761 S \* 9/2002 Swenson ..... D24/108  
 D463,025 S \* 9/2002 Swenson ..... D24/114  
 6,544,233 B1 4/2003 Fukui et al.  
 D504,512 S 4/2005 Fournier  
 D505,200 S 5/2005 Simpson et al.  
 7,018,089 B2 3/2006 Wenz et al.  
 D552,773 S 10/2007 Greenberg  
 D578,210 S 10/2008 Muta et al.  
 D581,048 S \* 11/2008 Kawamura ..... D24/130  
 7,455,661 B2 \* 11/2008 Barrelle ..... A61M 5/326  
 604/187  
 D593,801 S \* 6/2009 Wilson ..... D24/114  
 D618,347 S 6/2010 Bradshaw  
 7,842,217 B2 11/2010 Enns et al.  
 D632,144 S 2/2011 Weisenbach  
 7,879,002 B2 2/2011 Jessop  
 D635,249 S 3/2011 Becker  
 7,951,108 B2 5/2011 Harper et al.  
 8,016,795 B2 9/2011 Barrelle et al.  
 D646,531 S 10/2011 Murphy  
 D649,242 S 11/2011 Kosinski et al.  
 D650,903 S 12/2011 Kosinski et al.  
 8,075,523 B2 \* 12/2011 Wayman ..... A61M 5/5066  
 604/110  
 D675,540 S 2/2013 Montminy  
 8,465,461 B2 6/2013 Wu et al.  
 D690,417 S \* 9/2013 Solomon ..... D24/114

8,540,683 B2 9/2013 Williams, Jr. et al.  
 8,740,858 B2 6/2014 Kawamura  
 8,784,377 B2 7/2014 Ranalletta et al.  
 D713,028 S 9/2014 Yevmenenko  
 D715,428 S \* 10/2014 Baid ..... D24/130  
 8,870,833 B2 10/2014 Lloyd et al.  
 D721,803 S \* 1/2015 Dubach ..... D24/114  
 8,936,577 B2 1/2015 Lee et al.  
 8,992,505 B2 3/2015 Thorne, Jr. et al.  
 D726,305 S \* 4/2015 Furukawa ..... D24/114  
 D739,524 S \* 9/2015 Zemel ..... D24/114  
 9,149,622 B2 10/2015 Bonnet et al.  
 D743,025 S \* 11/2015 Berler ..... D24/114  
 9,408,981 B2 8/2016 Cowan  
 D773,042 S \* 11/2016 Hwang ..... D24/130  
 D785,162 S \* 4/2017 Swisher ..... D24/114  
 2003/0034264 A1 \* 2/2003 Hamai ..... A61L 2/04  
 206/364  
 2003/0060759 A1 \* 3/2003 Lau ..... A61M 5/5013  
 604/110  
 2003/0163091 A1 \* 8/2003 Bush, Jr. .... A61M 5/3234  
 604/181  
 2004/0116876 A1 \* 6/2004 La ..... A61B 5/15003  
 604/227  
 2005/0038395 A1 \* 2/2005 Shih ..... A61M 5/322  
 604/227  
 2005/0177100 A1 8/2005 Harper et al.  
 2006/0247582 A1 \* 11/2006 Alheidt ..... A61M 5/31515  
 604/228  
 2006/0264824 A1 11/2006 Swisher, III  
 2007/0060841 A1 \* 3/2007 Henshaw ..... A61M 5/3216  
 600/578  
 2007/0123822 A1 5/2007 Wang et al.  
 2008/0045929 A1 2/2008 Birnbach  
 2008/0114307 A1 \* 5/2008 Smith ..... A61M 5/288  
 604/240  
 2008/0140020 A1 6/2008 Shirley  
 2009/0247961 A1 \* 10/2009 Carlyon ..... A61M 5/28  
 604/237  
 2012/0022457 A1 1/2012 Silver  
 2012/0029471 A1 2/2012 Lee et al.  
 2012/0265150 A1 10/2012 Frey et al.  
 2013/0030379 A1 1/2013 Ingram et al.  
 2013/0090606 A1 4/2013 Shams  
 2013/0267904 A1 \* 10/2013 Limaye ..... A61M 5/3293  
 604/189  
 2014/0276442 A1 9/2014 Haughey  
 2015/0073356 A1 \* 3/2015 Sasayama ..... A61M 39/10  
 604/192  
 2015/0164744 A1 6/2015 Ingram et al.  
 2016/0067422 A1 3/2016 Davis et al.  
 2016/0250415 A1 \* 9/2016 Yagi ..... A61M 39/1011  
 604/187

FOREIGN PATENT DOCUMENTS

EP 1980282 A1 10/2008  
 EP 2269685 A2 1/2011  
 FR 1126718 6/1955  
 FR 2930428 A1 10/2009  
 WO 3200717 A1 1/1992  
 WO 9803210 A2 1/1998  
 WO 2011026156 A1 3/2011  
 WO 2013081699 A2 6/2013

OTHER PUBLICATIONS

International Search Report & Written Opinion for PCT/US2016/042248; Sep. 21, 2016; 10 pgs.  
 Premier Safety Institute; New Enteral Feeding Products with ENFit Connectors: Implementation Timeline Delayed; SafetyShare; Jun. 18, 2015; 2 pgs.  
 Written Opinion for PCT/US2016/042248; dated Jul. 11, 2017; 8 pgs.  
 "ENFit Update"; Feeding Tube Awareness Foundation; Feb. 2015; 5 pgs.



(56)

**References Cited**

OTHER PUBLICATIONS

Pash, Elizabeth MS, RD, LDN; "Enteral Connectors: New Standards and Designs"; DNS Symposium; Baltimore, Maryland; Jun. 2015; 32 pgs.

Alternative Syringes Low Displacement Option PowerPoint Presentation; Presented by Rork Swisher of Covidien; ISO 80369 Series Meeting; Berlin Germany; 11 pgs; Mar. 19, 2014.pgs.

Bostik Evo-Stik Adhesive Express Syringe; [www.amazon.co.uk/Bostik-808546-Evo-Stik-Adhesive-Express/dp/B006O6DMFO](http://www.amazon.co.uk/Bostik-808546-Evo-Stik-Adhesive-Express/dp/B006O6DMFO); 1 pg; date unknown.

Brazilian Peel Syringe Applicator; [www.amazon.com/Brazilian-Peel-Applications/dp/B003IIUN6W/ref=cm\\_cr\\_pr\\_product\\_top?ie=UTF8](http://www.amazon.com/Brazilian-Peel-Applications/dp/B003IIUN6W/ref=cm_cr_pr_product_top?ie=UTF8); 1 pg; date unknown.

International Search Report & Written Opinion for PCT/US2016/023771; dated Jun. 27, 2016; 17 pgs.

J-B Weld Epoxy Springe; [www.lowes.com/pd\\_556898-81288-50112\\_0\\_?productID=50149636](http://www.lowes.com/pd_556898-81288-50112_0_?productID=50149636); 1 pg; date unknown.

New ISO Tubing Connector Standards: A Follow-Up to the Sentinel Event Alert Webinar PowerPoint Presentation; [www.jointcommission.org](http://www.jointcommission.org); 50 pgs; Dec. 3, 2014.

New Tube Feeding Connectors Webinar PowerPoint Presentation; [www.oley.org](http://www.oley.org); 24 pgs; Jun. 24, 2014.

Sulzer Dosing Syringe with Piston; [www.directindustry.com/prod/sulzer-chemtech/product-28889-903259.html](http://www.directindustry.com/prod/sulzer-chemtech/product-28889-903259.html); 1 pg; date unknown.

NeoMed Enteral Syringe; 2007 (8 pgs).

Partial International Search Report for PCT/US2011/051338; dated Dec. 14, 2011 (2 pgs).

Vygon Sales Sheet; 2014 (2 pgs).

\* cited by examiner




FIG. 1




FIG. 2

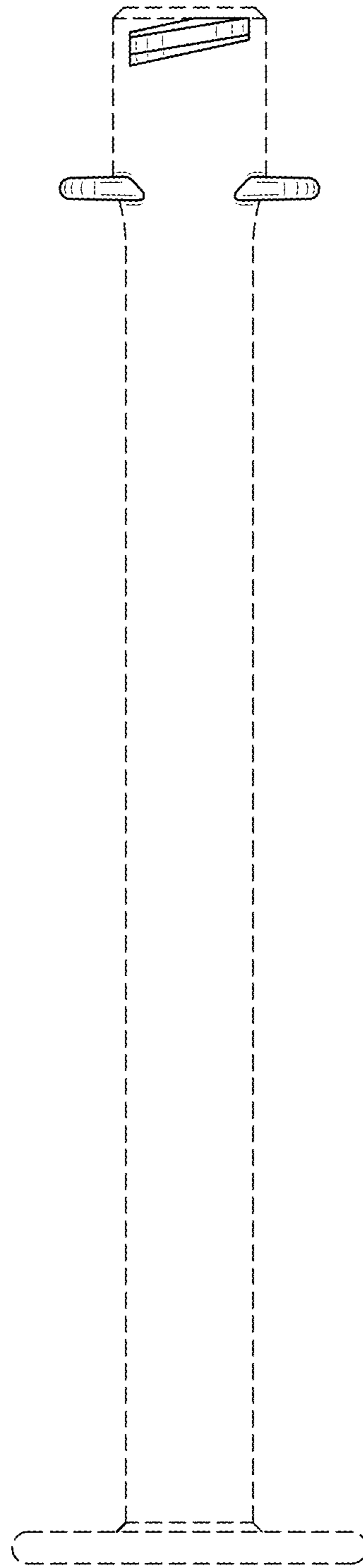


FIG. 3




FIG. 4




FIG. 5

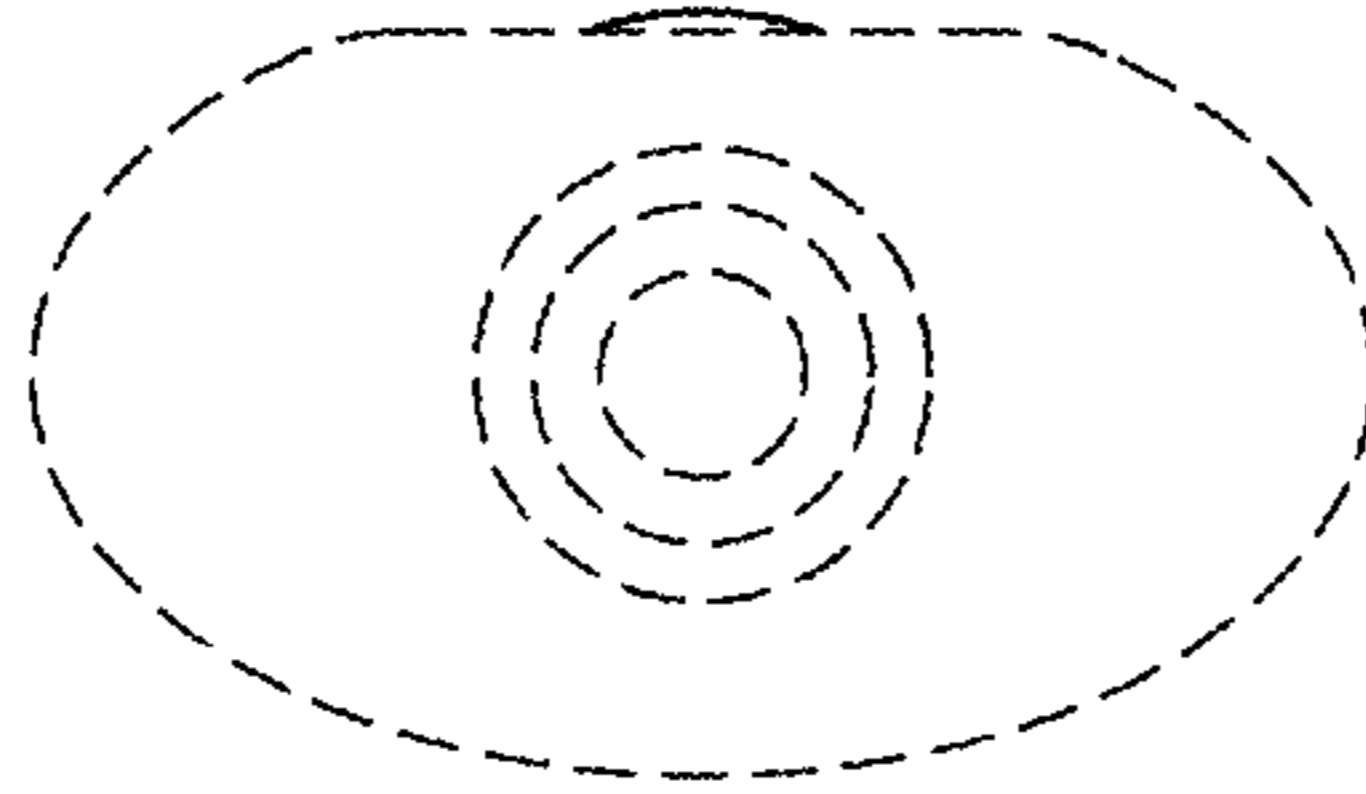


FIG. 6

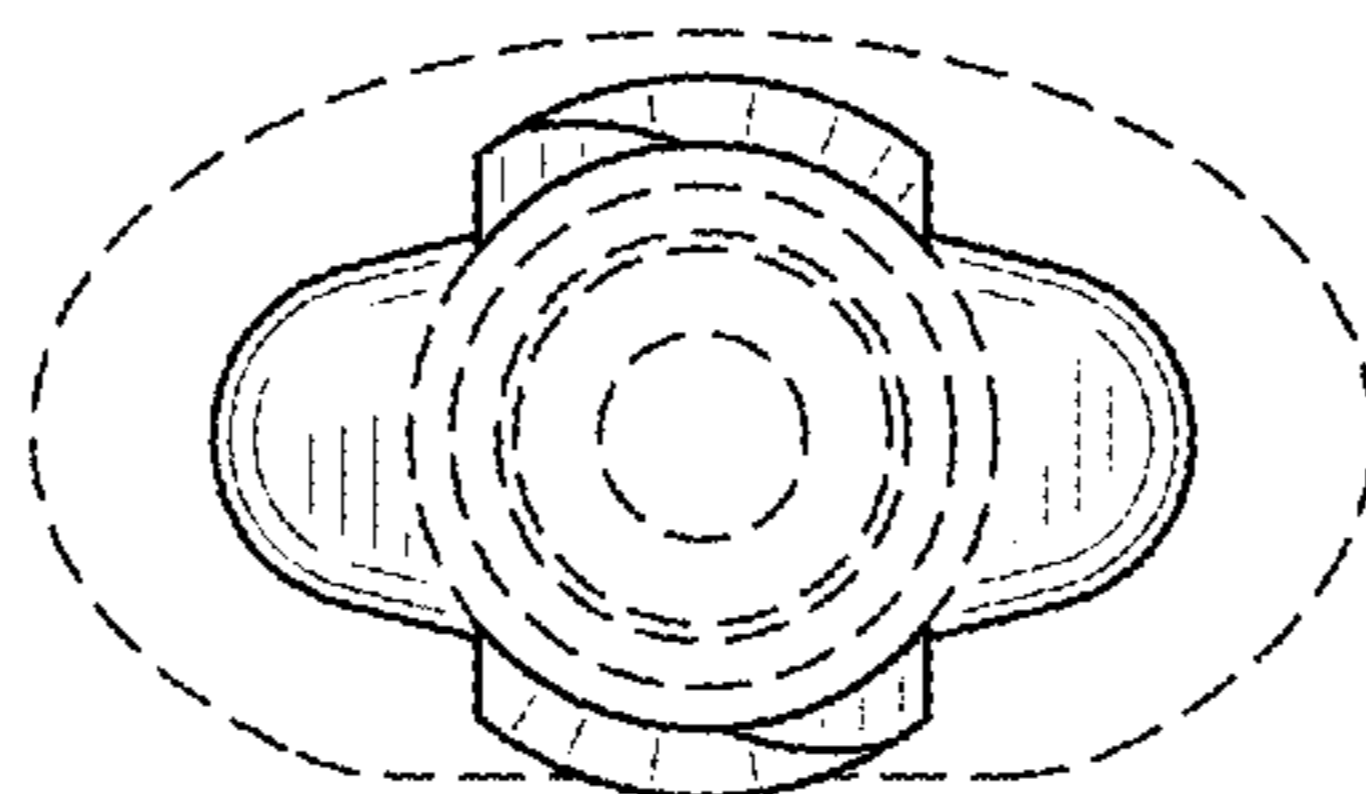


FIG. 7