



US00D807474S

(12) **United States Design Patent**
Zou

(10) **Patent No.:** **US D807,474 S**
(45) **Date of Patent:** **** Jan. 9, 2018**

- (54) **FILTER UNIT**
- (71) Applicant: **HONG KONG ECOAQUA CO., LIMITED**, Chai Wan (HK)
- (72) Inventor: **Zhibin Zou**, Qingdao (CN)
- (73) Assignee: **Hong Kong Ecoaqua Co., Limited**, Chai Wan (HK)
- (**) Term: **15 Years**
- (21) Appl. No.: **29/605,231**
- (22) Filed: **May 24, 2017**
- (51) **LOC (11) Cl.** **23-01**
- (52) **U.S. Cl.**
USPC **D23/209**
- (58) **Field of Classification Search**
USPC D23/209, 207; 210/232, 234, 282, 236
CPC C02F 1/003; B01D 19/0031; B01D 35/30;
B29C 47/682
See application file for complete search history.

D656,580 S *	3/2012	Sherman	D23/209
D762,813 S *	8/2016	Lu	D23/209
D774,623 S *	12/2016	Lu	D23/209
D784,492 S *	4/2017	Lu	D23/209
D788,879 S *	6/2017	Zou	D23/209
D788,880 S *	6/2017	Zou	D23/209
D792,940 S *	7/2017	Reckin	D23/209

* cited by examiner

Primary Examiner — Robin V Webster

(74) *Attorney, Agent, or Firm* — Muncy, Geissler, Olds & Lowe, P.C.

(57) **CLAIM**

The ornamental design for a filter unit, as shown and described.

DESCRIPTION

FIG. 1 is a Front elevational view of a filter unit showing my new design;
 FIG. 2 is a Rear elevational view thereof;
 FIG. 3 is a Left side view thereof;
 FIG. 4 is a Right side view thereof;
 FIG. 5 is a Top plan view thereof;
 FIG. 6 is a Bottom plan view thereof; and,
 FIG. 7 is a Perspective view thereof.
 The broken lines in the drawing depict portions of the filter unit that form no part of the claimed design.

1 Claim, 7 Drawing Sheets

(56) **References Cited**

U.S. PATENT DOCUMENTS

6,383,382 B1 *	5/2002	Johll, Jr.	B01D 35/301
				210/266
D656,579 S *	3/2012	Sherman	D23/209

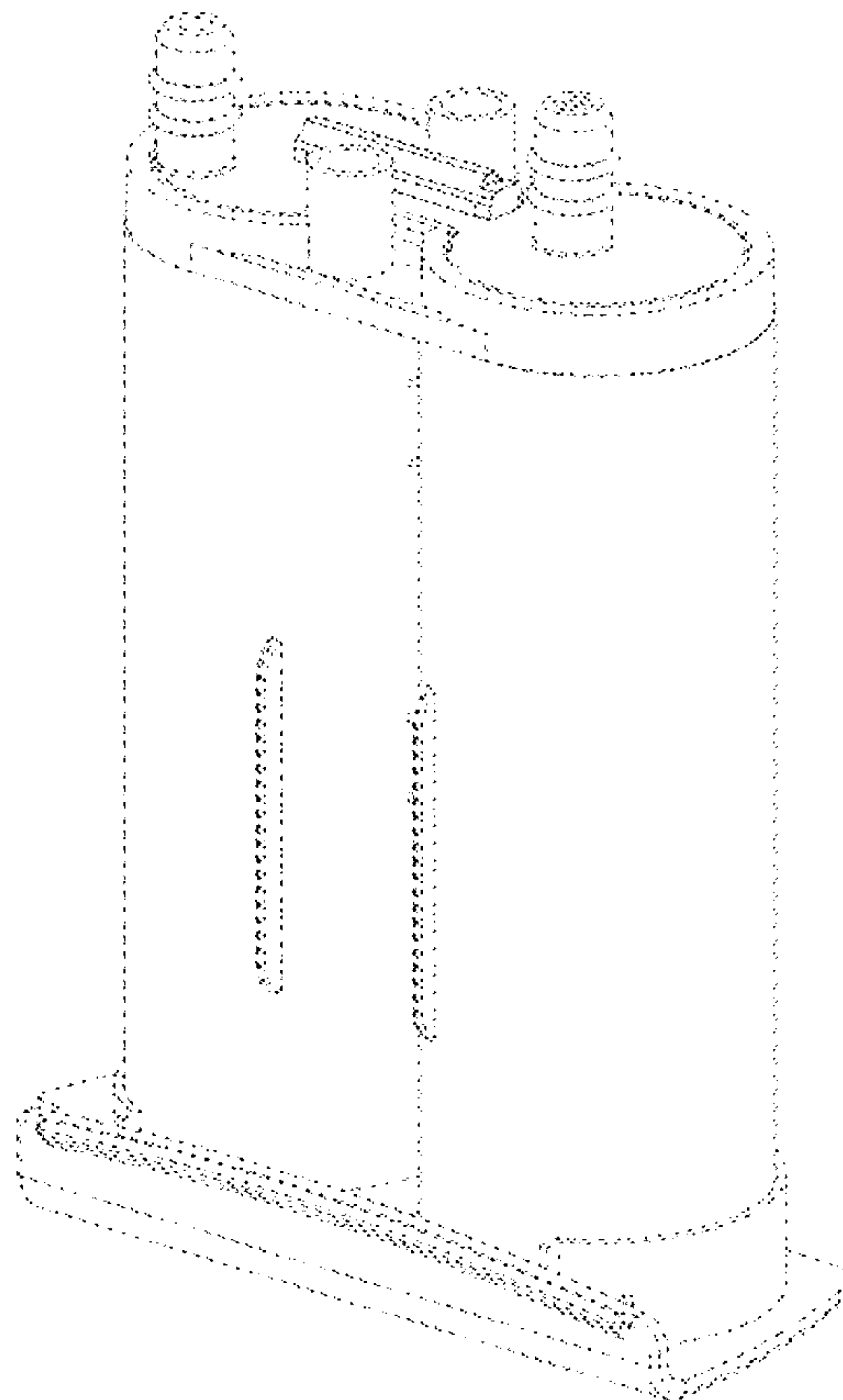


FIG. 1

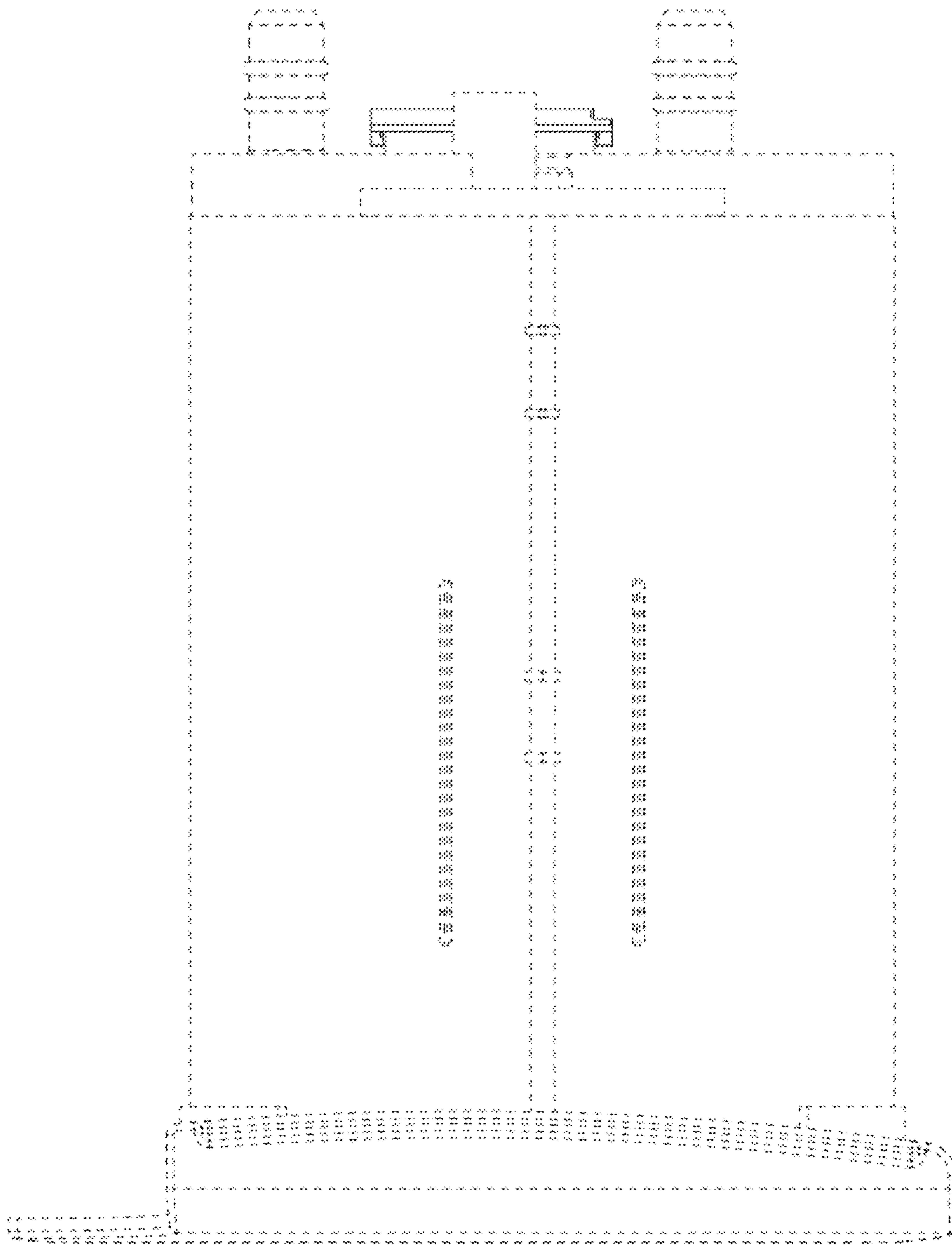


FIG. 2

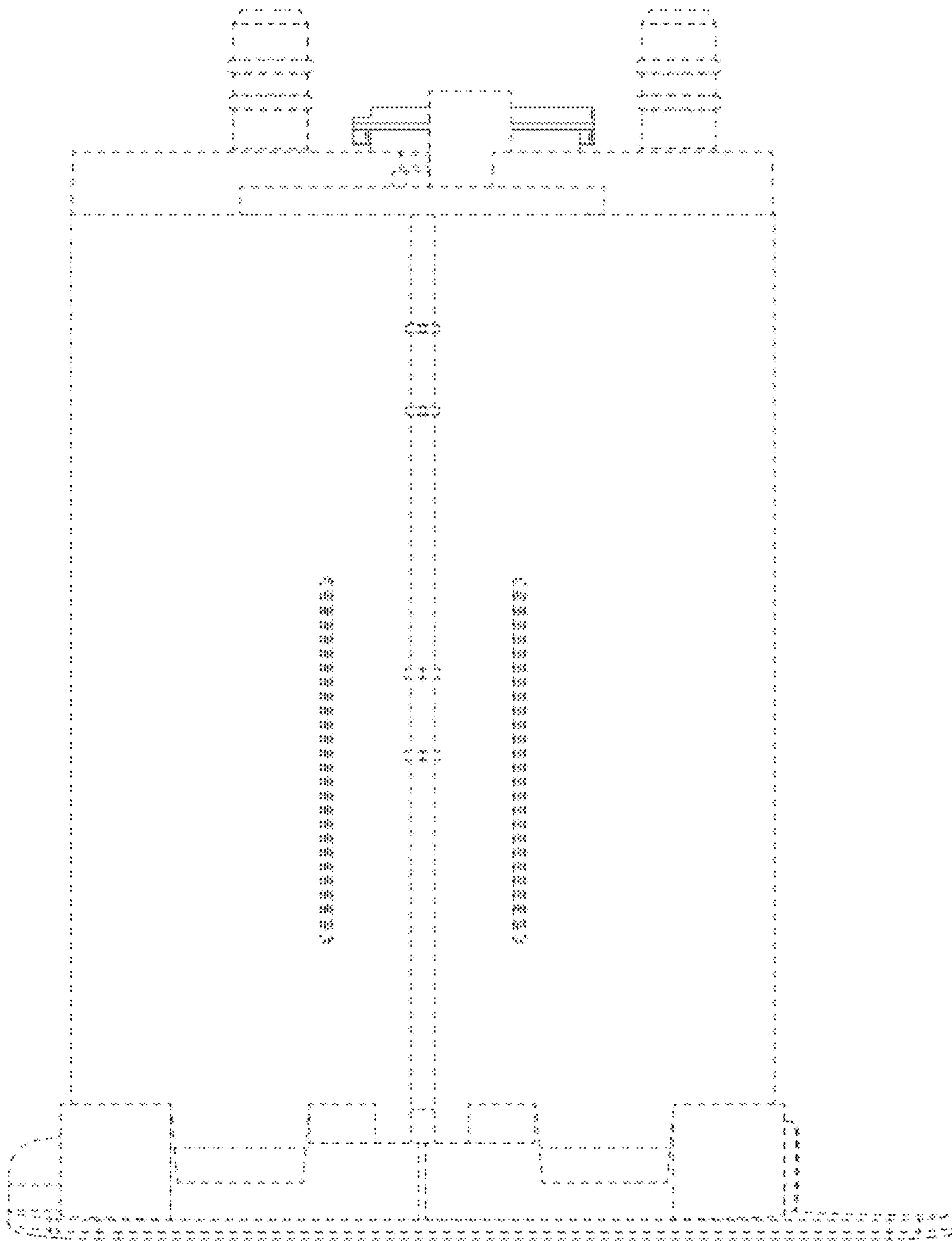


FIG. 3

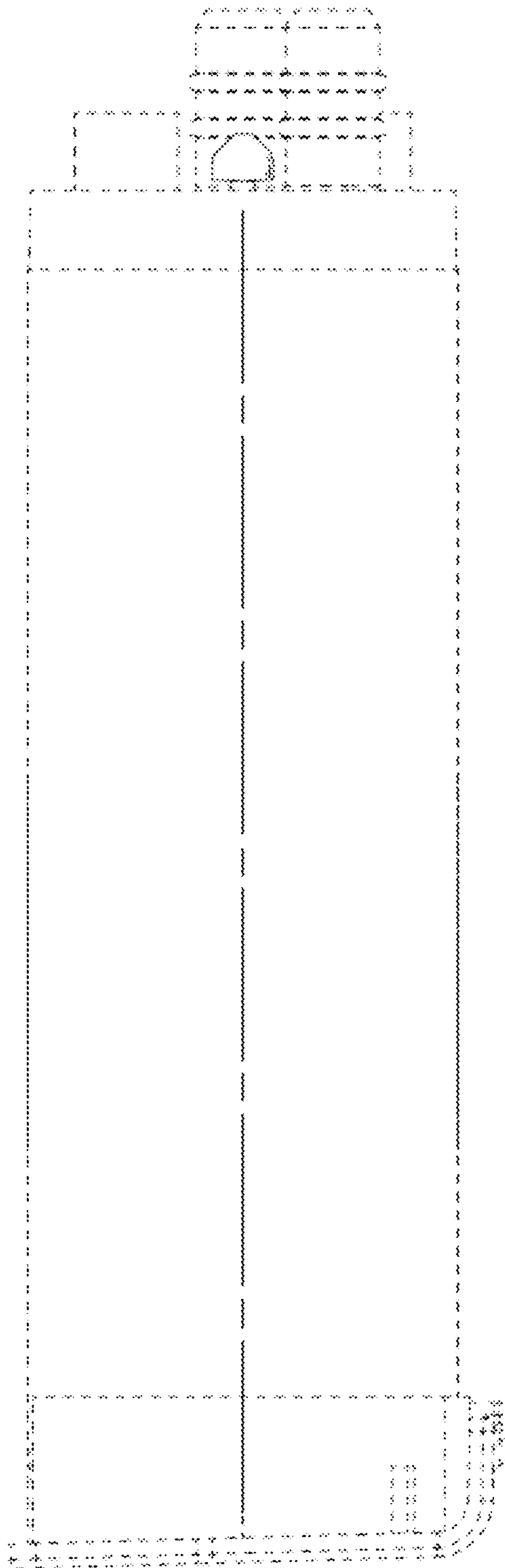


FIG. 4




FIG. 5

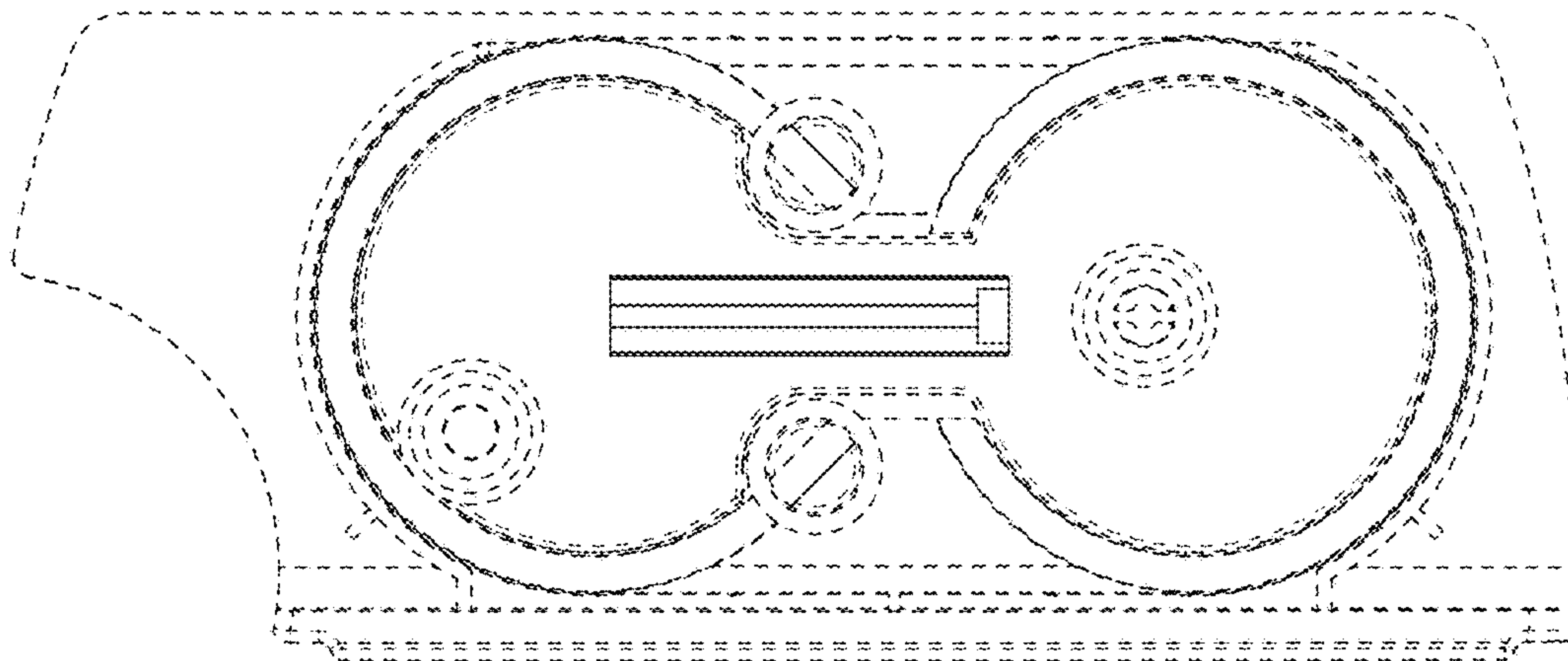


Fig 6




Fig 7

