



US00D807452S

(12) **United States Design Patent**
Zawitz

(10) **Patent No.:** **US D807,452 S**
(45) **Date of Patent:** **** Jan. 9, 2018**

- (54) **RACKET**
- (71) Applicant: **Richard E. Zawitz**, South San Francisco, CA (US)
- (72) Inventor: **Richard E. Zawitz**, South San Francisco, CA (US)
- (73) Assignee: **Tangle Inc.**, San Francisco, CA (US)
- (**) Term: **15 Years**
- (21) Appl. No.: **29/620,082**
- (22) Filed: **Jun. 23, 2016**
- (51) **LOC (11) Cl.** **21-02**
- (52) **U.S. Cl.**
USPC **D21/729**
- (58) **Field of Classification Search**
USPC D21/729-732
See application file for complete search history.

D226,206 S *	1/1973	Rankin, Jr. et al.	D21/731
D232,450 S *	8/1974	Chrest, Jr. et al.	D21/730
4,079,935 A *	3/1978	Gormley	A63B 69/38 473/530
D249,733 S *	9/1978	Zabaldo	D21/731
D252,888 S *	9/1979	Jones	D21/731
4,262,903 A *	4/1981	Naret	A63B 59/80 273/108
D271,510 S *	11/1983	Gormley	D21/731
D282,951 S *	3/1986	Brown	D21/731
D298,268 S *	10/1988	Hungerford	D21/730
D307,930 S *	5/1990	Sokol	D21/731
D316,125 S *	4/1991	Poulakis	D21/731
D316,126 S *	4/1991	Poulakis	D21/731

(Continued)

Primary Examiner — Mitchell Siegel
(74) *Attorney, Agent, or Firm* — Steven A. Nielsen;
www.NielsenPatents.com

(57) **CLAIM**

The ornamental design for a racket, as shown and described.

DESCRIPTION

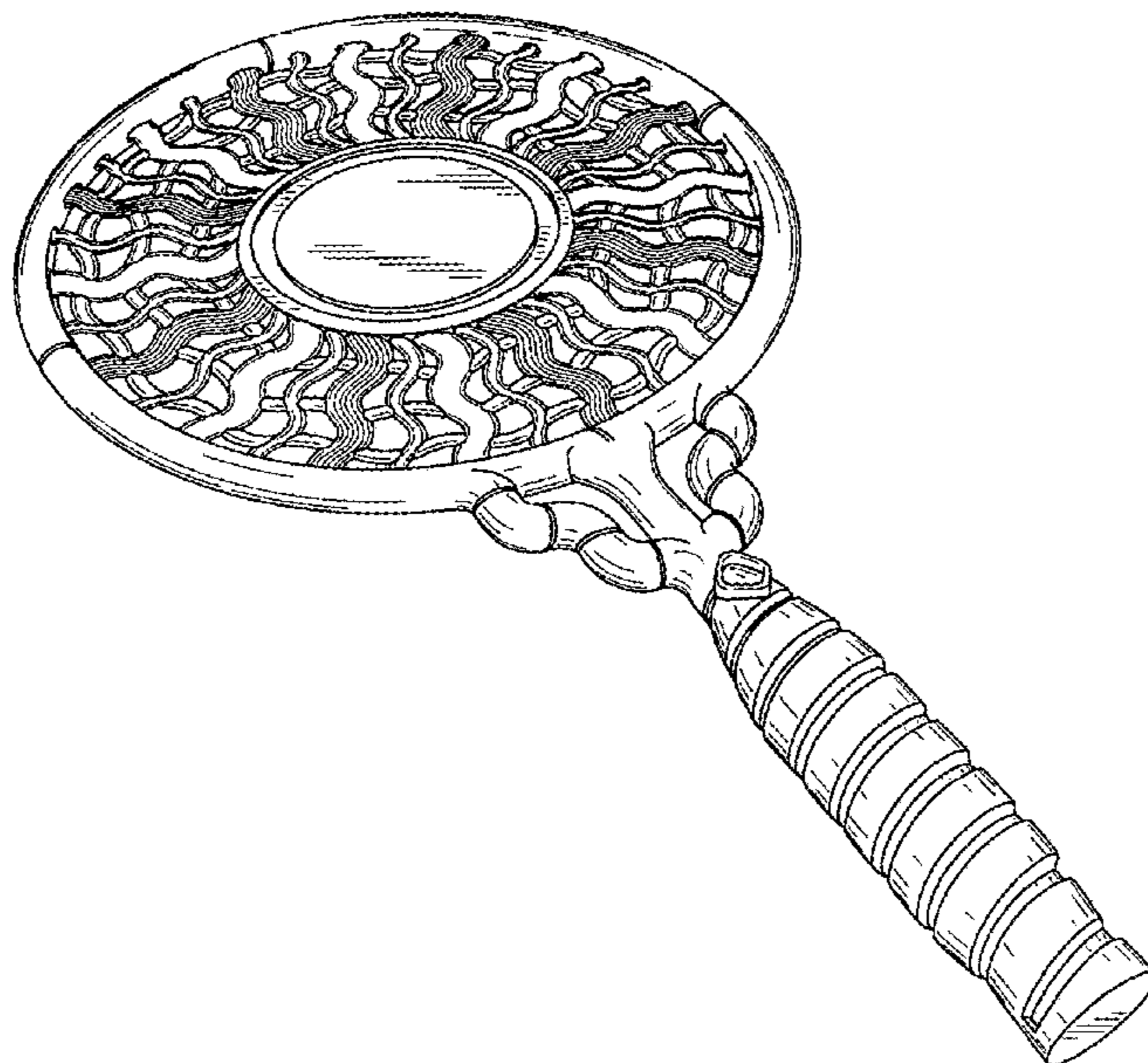
FIG. 1 is a perspective view of a racket showing my new design;
FIG. 2 is a top plan view thereof;
FIG. 3 is a bottom plan view thereof;
FIG. 4 is a right side elevational view thereof;
FIG. 5 is a left side elevational view thereof;
FIG. 6 is an end view thereof;
FIG. 7 is an opposite end view thereof;
FIG. 8 is a cross sectional view taken on line 8-8 of FIG. 2;
FIG. 9 is a cross sectional view taken on line 9-9 of FIG. 3;
FIG. 10 is a cross sectional view taken on line 10-10 of FIG. 4; and,
FIG. 11 is a cross sectional view taken on line 11-11 of FIG. 5.

1 Claim, 8 Drawing Sheets

(56) **References Cited**

U.S. PATENT DOCUMENTS

703,519 A *	7/1902	Becker	A63B 59/40 43/137
717,504 A *	12/1902	Longfellow, Jr.	A63B 59/40 473/529
1,744,862 A *	1/1930	Blethen	G03F 5/00 355/133
2,268,893 A *	1/1942	Nielsen	A63B 59/80 473/527
2,293,312 A *	8/1942	Sewell	A63B 59/40 273/DIG. 14
2,328,366 A *	8/1943	Timmermann	A63B 59/40 473/529
D150,805 S *	8/1948	Pauly	473/527
D172,818 S *	8/1954	Bomse	D21/731
D191,405 S *	9/1961	Wagner	D21/731



(56)

References Cited

U.S. PATENT DOCUMENTS

5,080,374	A	*	1/1992	Yu	A63B 67/18 273/DIG. 30
D340,096	S	*	10/1993	Woo	D21/731
D340,271	S	*	10/1993	Chou	D21/731
D344,314	S	*	2/1994	Malkoun	D21/731
D354,323	S	*	1/1995	Chuang	D21/348
D359,780	S	*	6/1995	Sokol	D21/731
D378,389	S	*	3/1997	Manu	D21/731
D484,206	S	*	12/2003	Udwin	D21/731
D484,556	S	*	12/2003	Udwin	D21/731
D765,196	S	*	8/2016	Bonfigli	D21/731

* cited by examiner

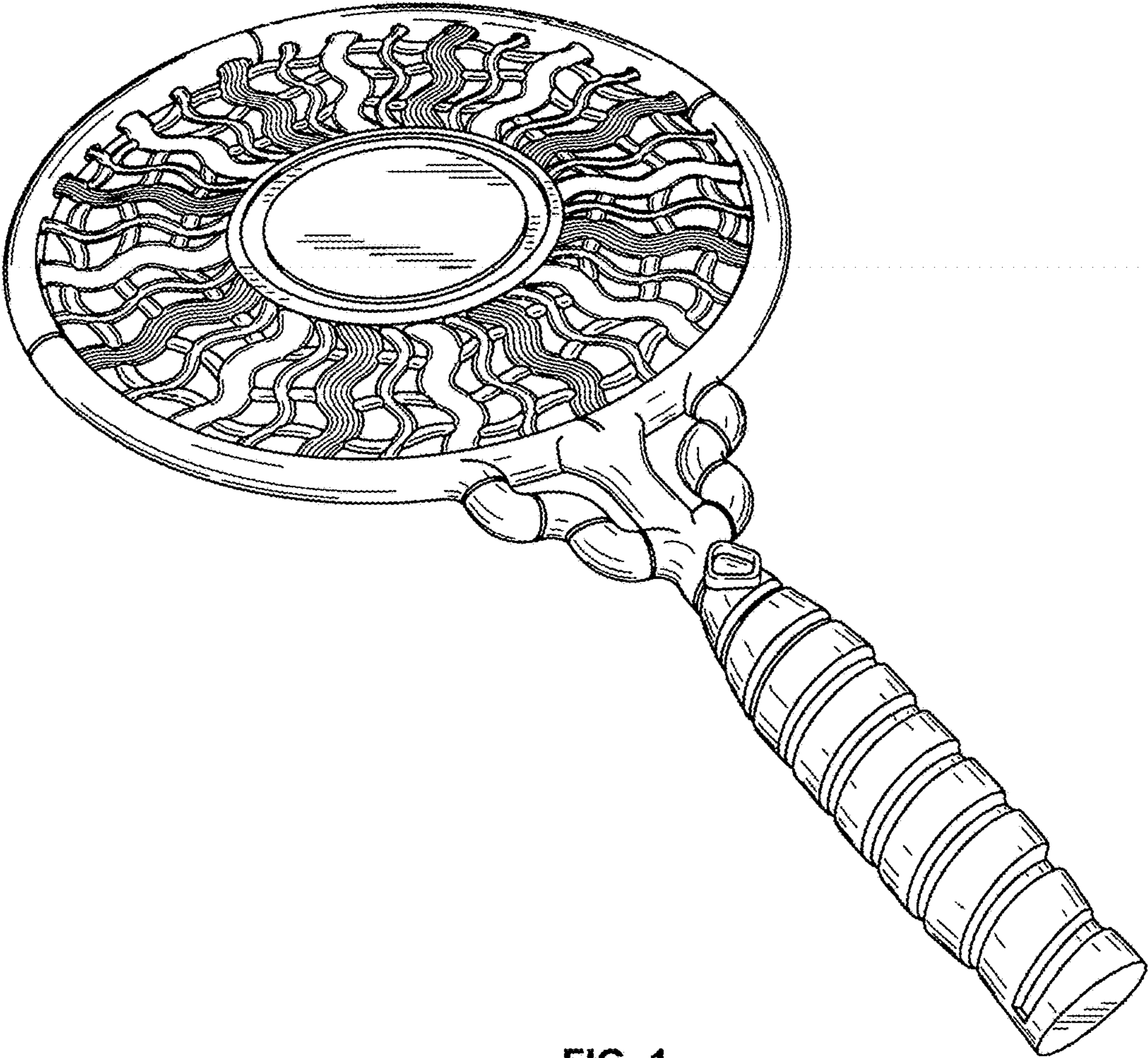


FIG. 1

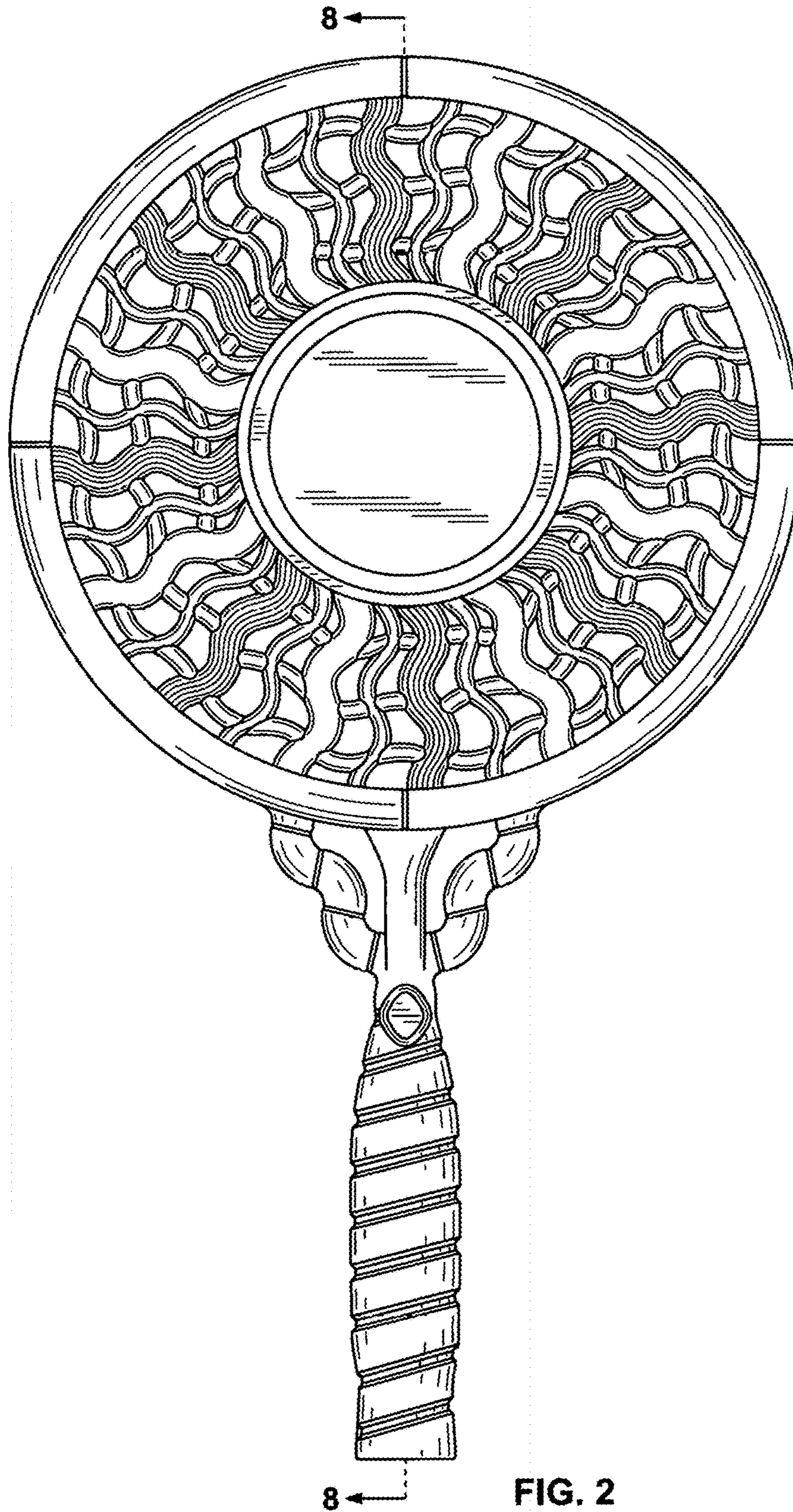


FIG. 2

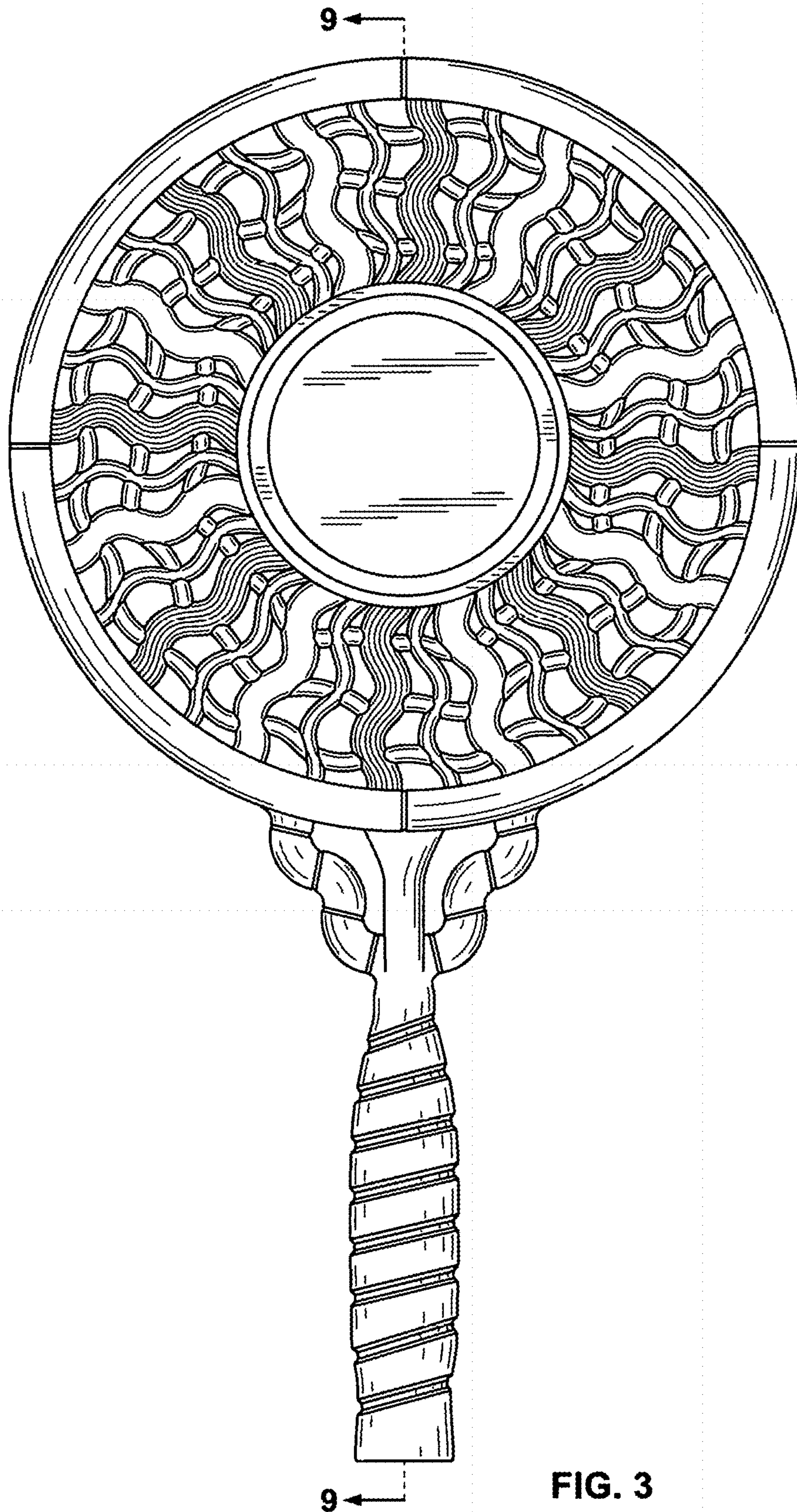


FIG. 3

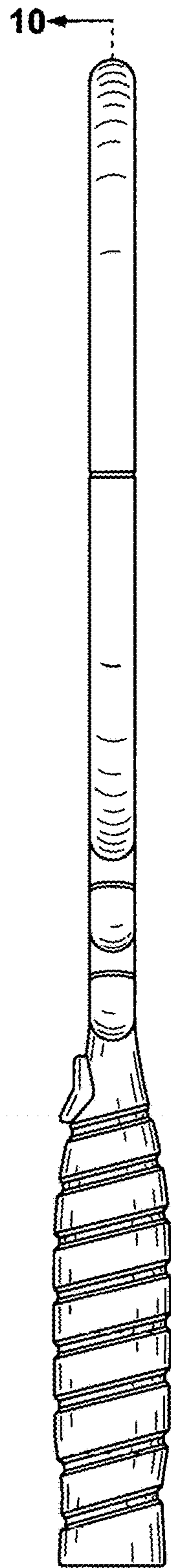


FIG. 4

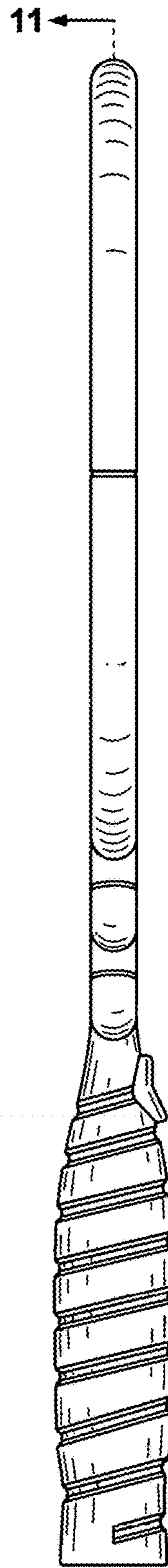


FIG. 5






FIG. 6



FIG. 7

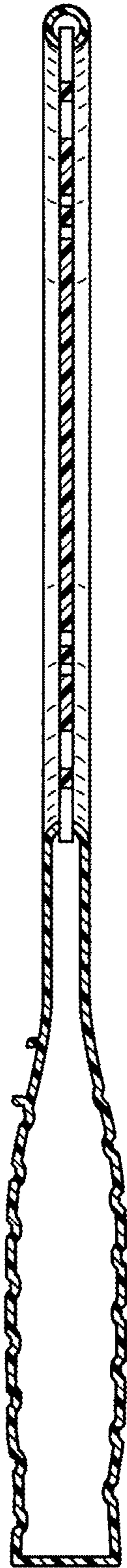


FIG. 8

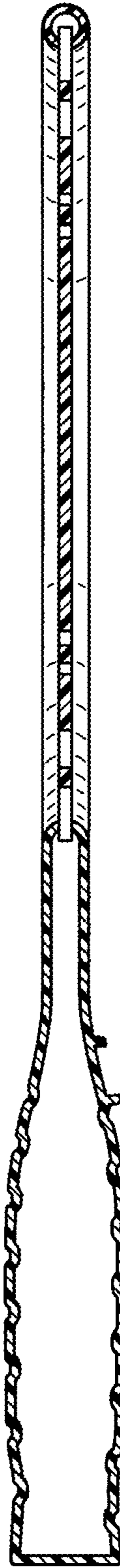


FIG. 9

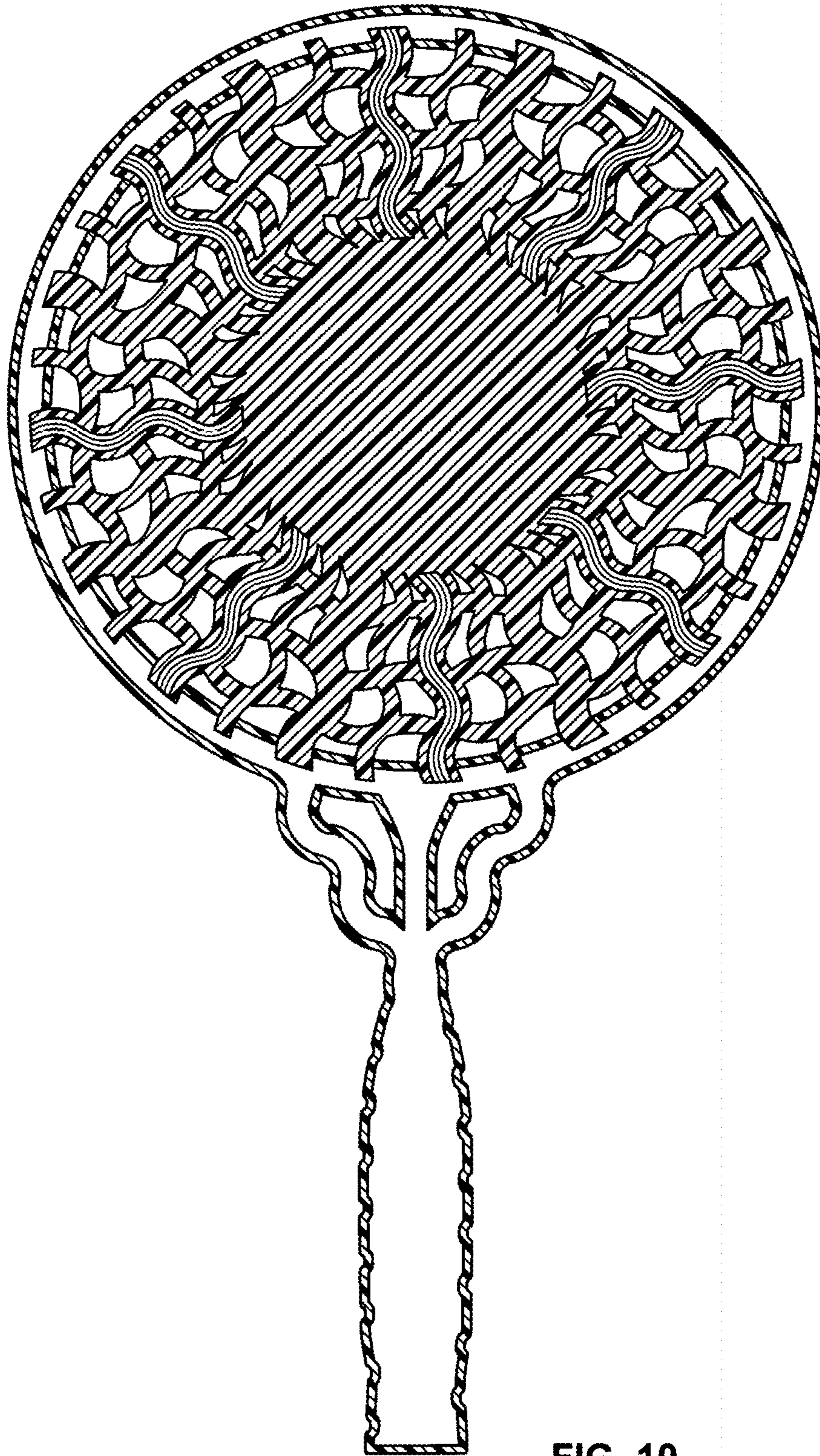


FIG. 10

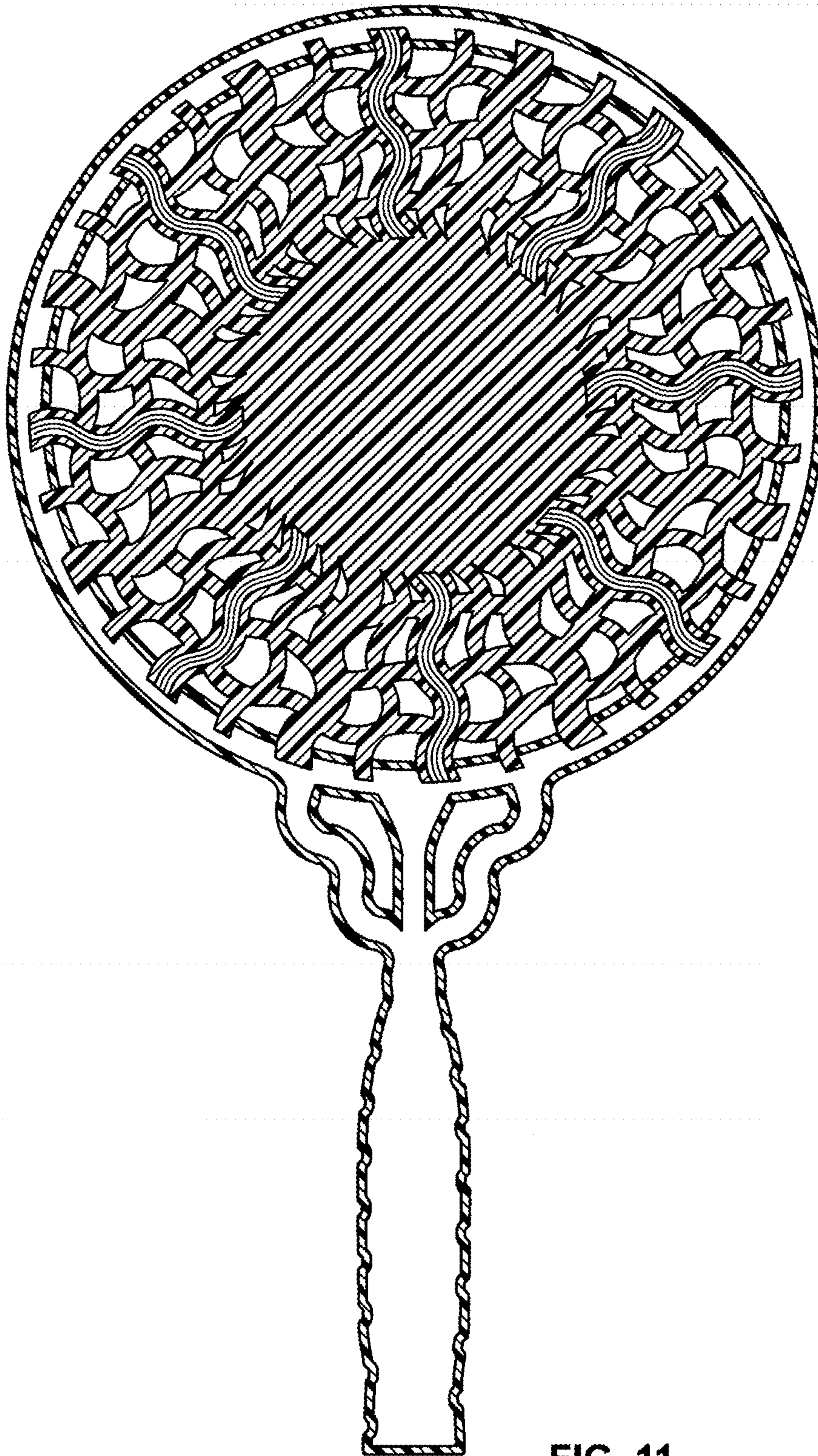


FIG. 11