



US00D807446S

(12) **United States Design Patent** (10) **Patent No.:** **US D807,446 S**
Meredith et al. (45) **Date of Patent:** **** Jan. 9, 2018**

(54) **ADJUSTABLE BENCH PRESS MACHINE**
(71) Applicant: **Hoist Fitness System, Inc.**, Poway, CA (US)
(72) Inventors: **Jeffrey Meredith**, Del Mar, CA (US); **Bruce Hockridge**, San Diego, CA (US)
(73) Assignee: **HOIST FITNESS SYSTEMS, INC.**, Poway, CA (US)

D783,741 S * 4/2017 Moschel D21/690
D784,465 S * 4/2017 Moschel D21/690
D785,107 S * 4/2017 Moschel D21/690
D785,732 S * 5/2017 Moschel D21/690

(Continued)

(**) Term: **15 Years**
(21) Appl. No.: **29/573,501**

(22) Filed: **Aug. 5, 2016**

(51) **LOC (11) Cl.** **21-02**

(52) **U.S. Cl.**
USPC **D21/691**

(58) **Field of Classification Search**
USPC 482/142, 104, 133, 908, 98, 135, 94, 62, 482/141, 137, 101, 106, 107, 108; D21/690, 676, 673, 694, 691, 686, 552, D21/684; D6/552, 682.4; D7/701
CPC A63B 21/4029; A63B 21/078; A63B 21/4031; A63B 21/00047; A63B 23/0211; A63B 2208/0252; A63B 21/0783
See application file for complete search history.

(56) **References Cited**

U.S. PATENT DOCUMENTS

D424,141 S * 5/2000 Eckmann D21/686
D454,930 S * 3/2002 Novak D21/686
D455,310 S * 4/2002 Webber D21/686
D469,293 S * 1/2003 Harms D21/686
D469,294 S * 1/2003 Harms D21/686
D492,742 S * 7/2004 Harms D21/684
D528,612 S * 9/2006 Black D21/552
D590,032 S * 4/2009 Webber D21/673
7,549,950 B1 * 6/2009 Lundquist A63B 21/078
482/101
8,328,698 B1 * 12/2012 Webber A63B 21/078
482/104

OTHER PUBLICATIONS

Olympic Bench by Hoist dated no date given. Found online [Aug. 25, 2017] http://www.hoistfitness.com/consumer/equipment/hf-5170_7-position-f-i-d-olympic-bench.*

Primary Examiner — Robert M Spear

Assistant Examiner — Ryan Harvey

(74) *Attorney, Agent, or Firm* — Gordon Rees Scully Mansukhani LLP; David R. Heckadon

(57) **CLAIM**

The ornamental design for an adjustable bench press machine, substantially as shown and described in the accompanying figures.

DESCRIPTION

FIG. 1 is a perspective view of an adjustable bench press machine in accordance with the present design.

FIG. 2 is a front view of the adjustable bench press machine of FIG. 1.

FIG. 3 is a rear view thereof.

FIG. 4 is a top view thereof.

FIG. 5 is a bottom view thereof.

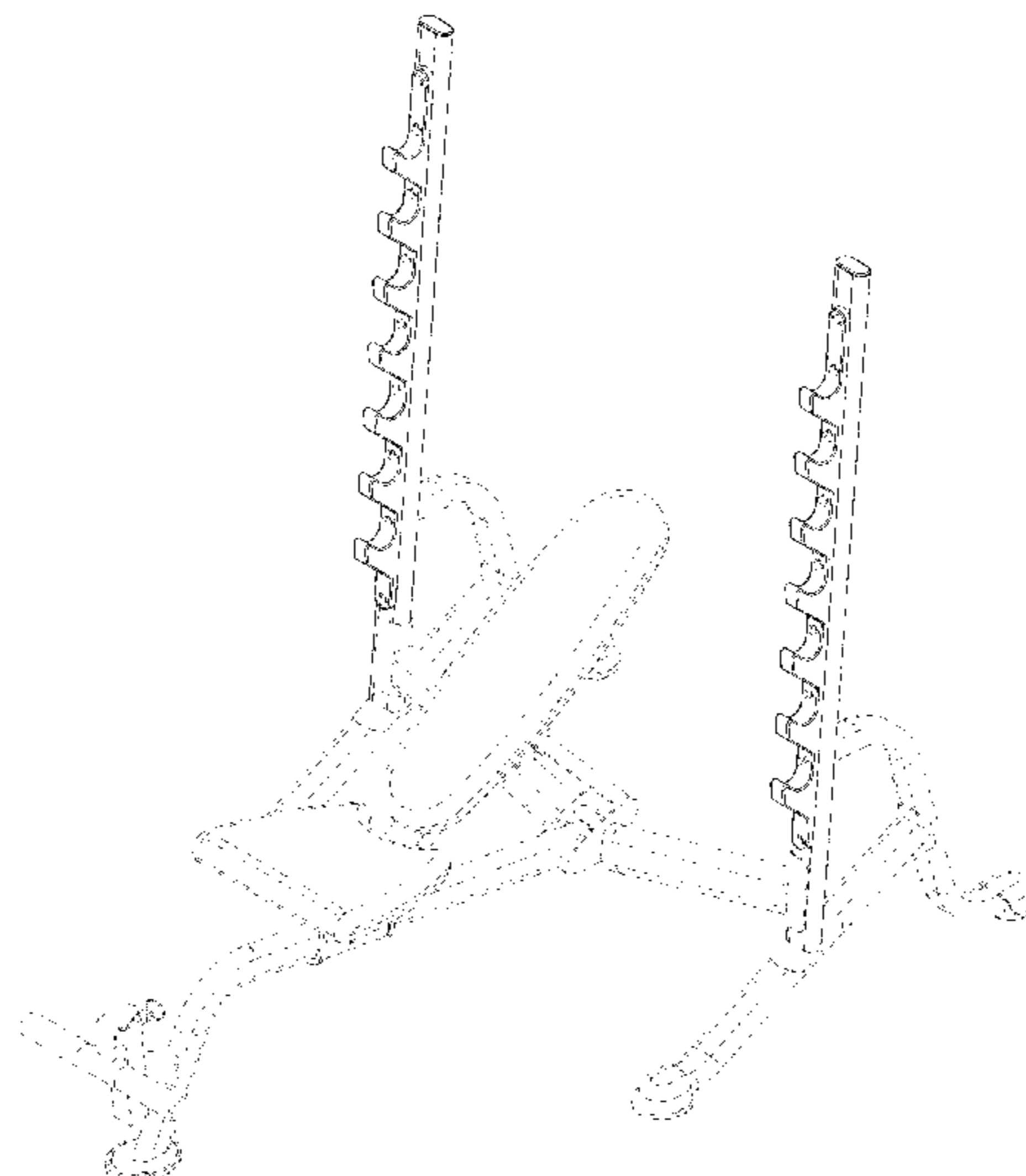
FIG. 6 is a left side view thereof; and,

FIG. 7 is a right side view thereof.

The broken lines showing the remainder of the exercise machine are directed to environment. None of the broken lines form a part of the claimed design.

As indicated in the title, the article of manufacture to which the design has been applied is an exercise machine. Examples of an exercise machine are an incline, decline, flat, or adjustable bench press machine, shoulder press machine, squat machine, and/or the like.

1 Claim, 7 Drawing Sheets



(56)

References Cited

U.S. PATENT DOCUMENTS

2001/0004624 A1* 6/2001 Cournoyer A63B 21/068
482/141
2007/0042876 A1* 2/2007 Lundquist A63B 21/0783
482/94
2007/0203002 A1* 8/2007 Webber A63B 21/078
482/104
2009/0124469 A1* 5/2009 Webber A63B 21/0618
482/98

* cited by examiner

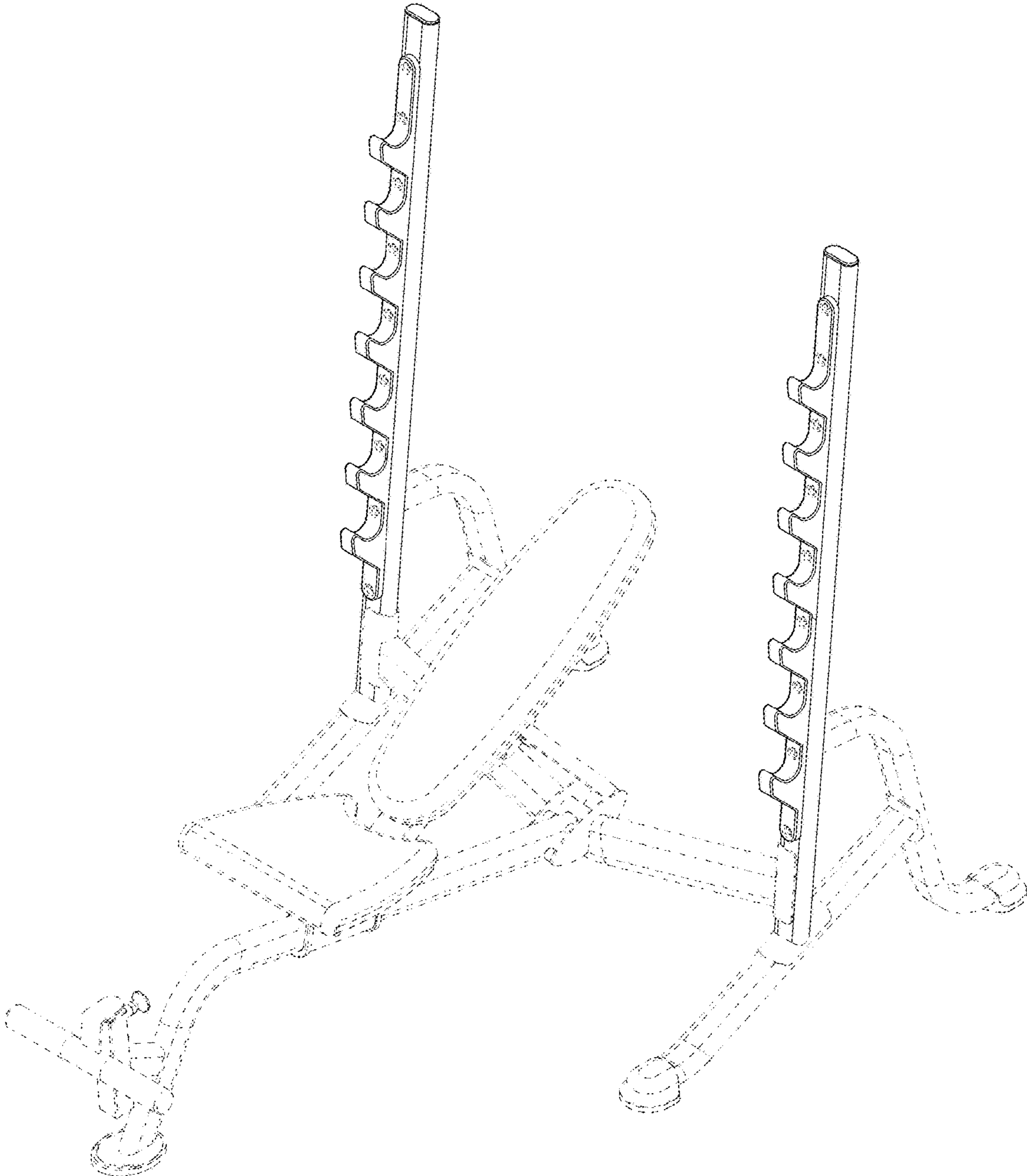


Fig. 1

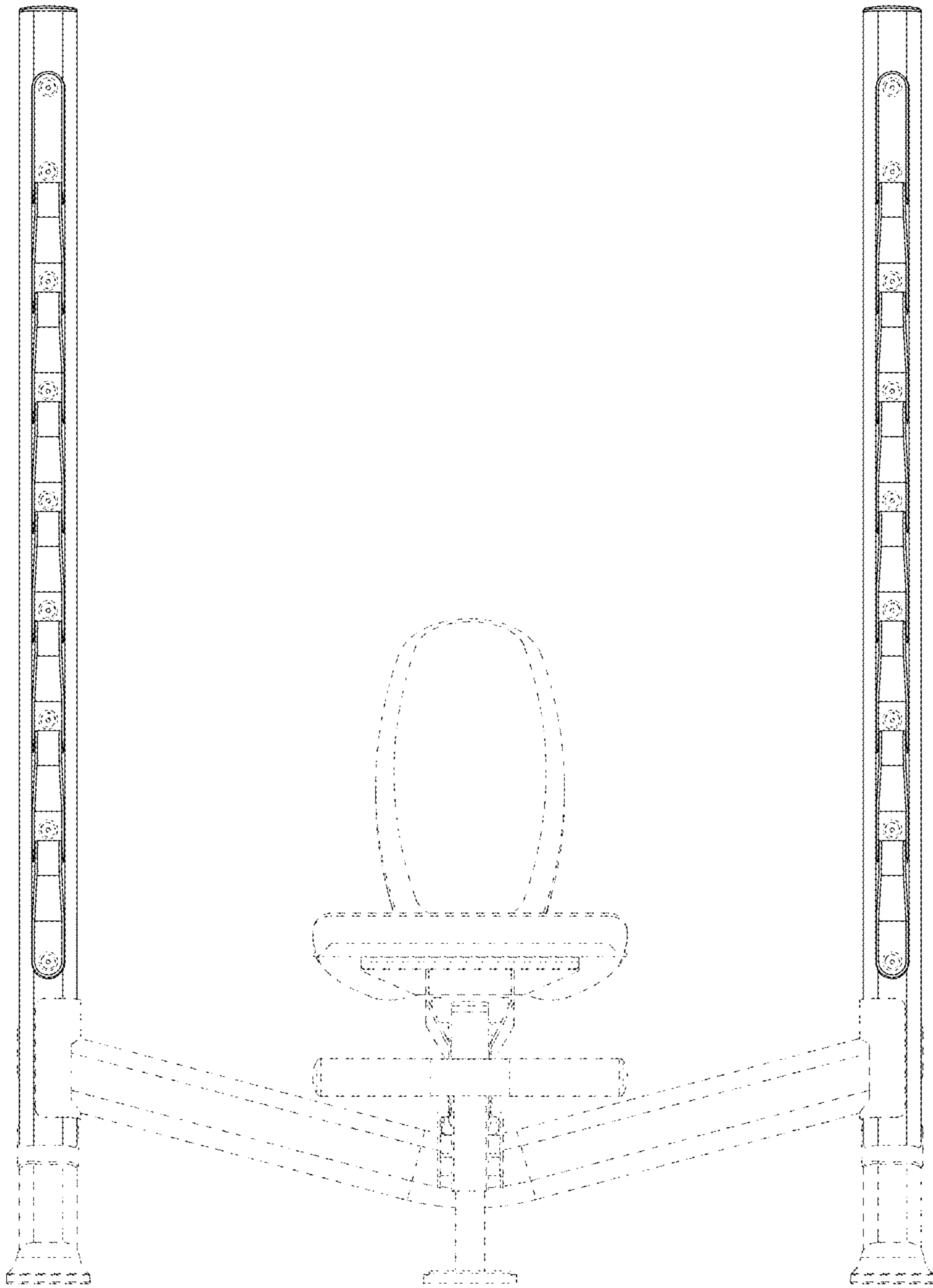


Fig. 2

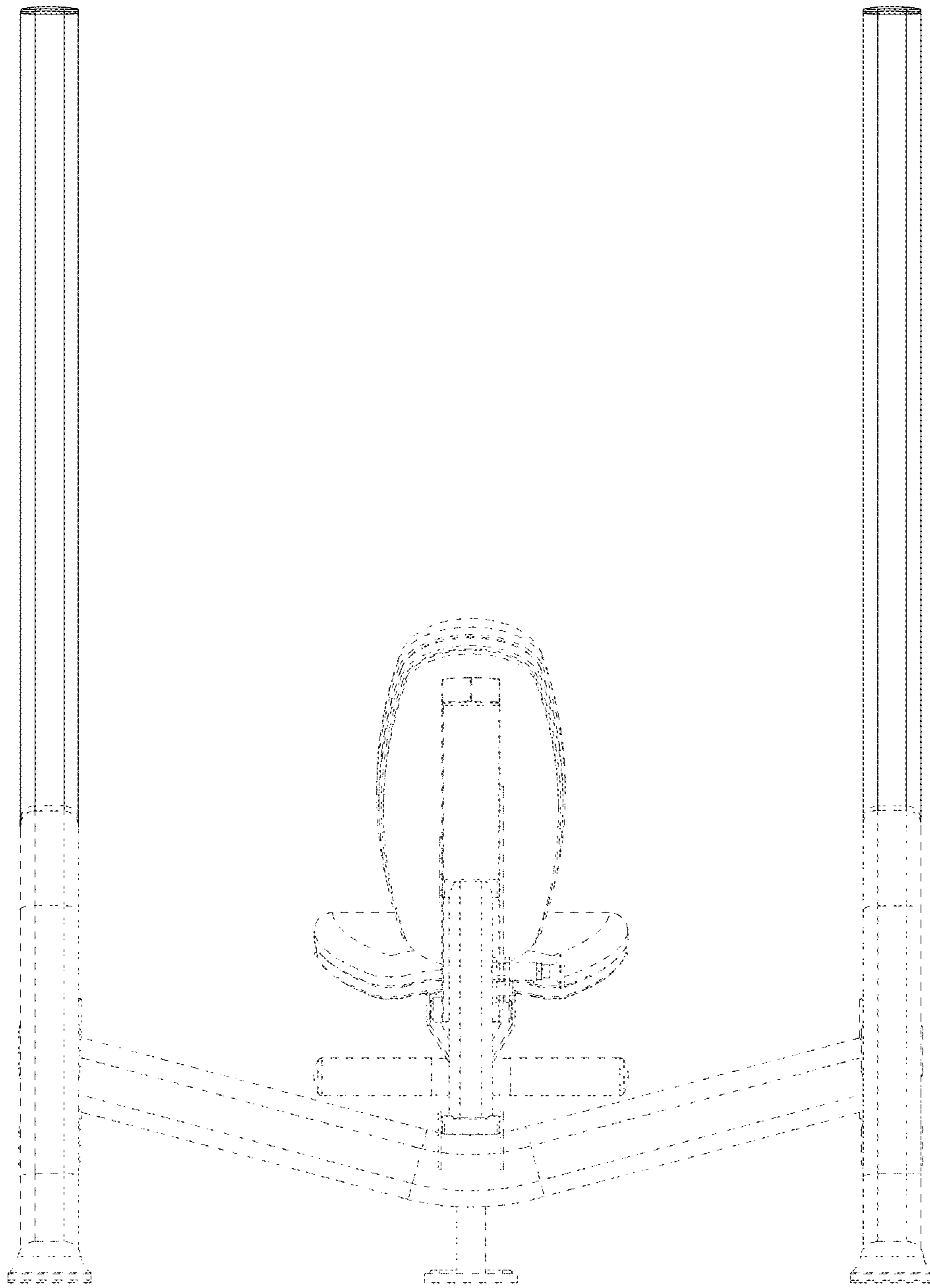


Fig. 3

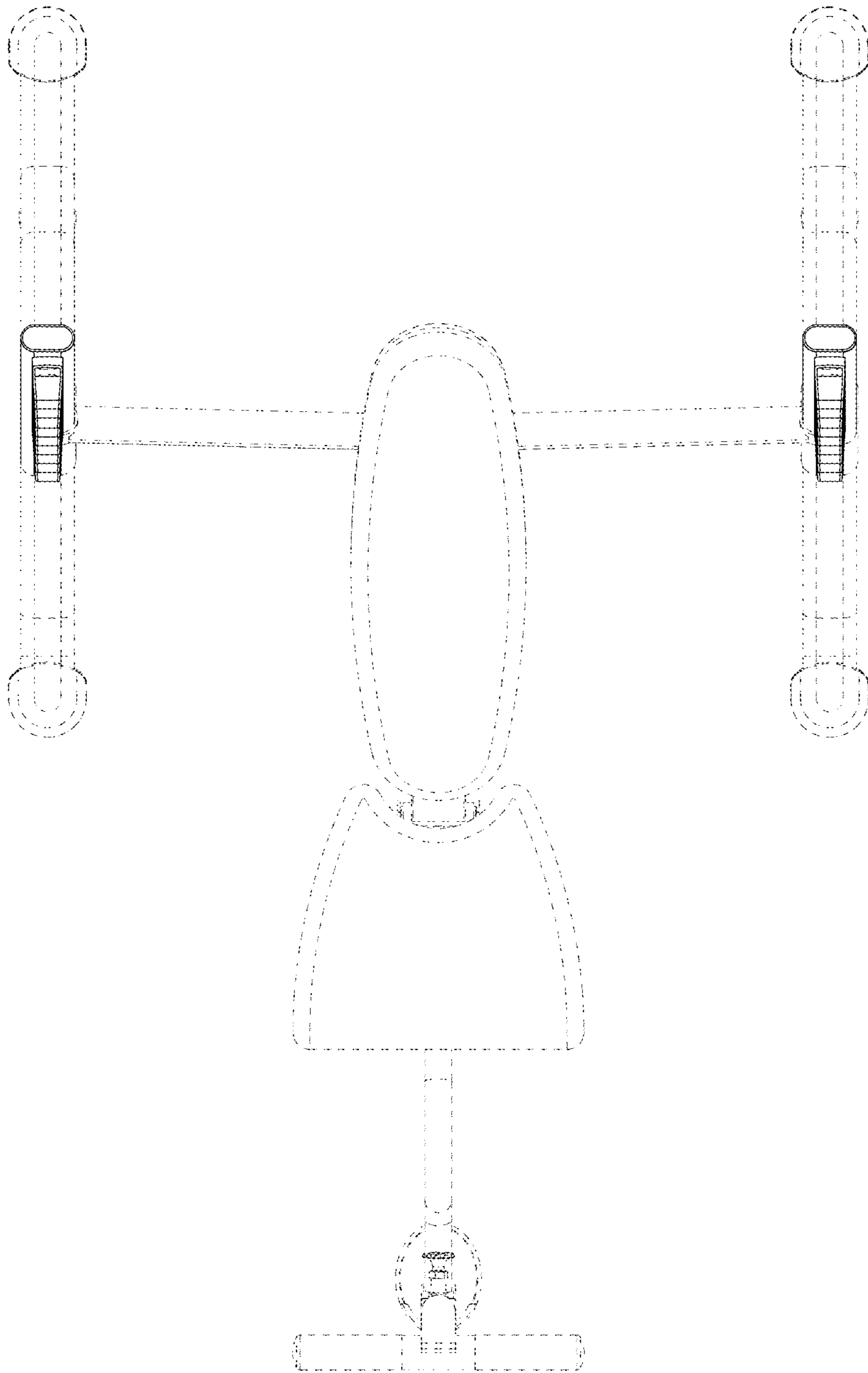


Fig. 4

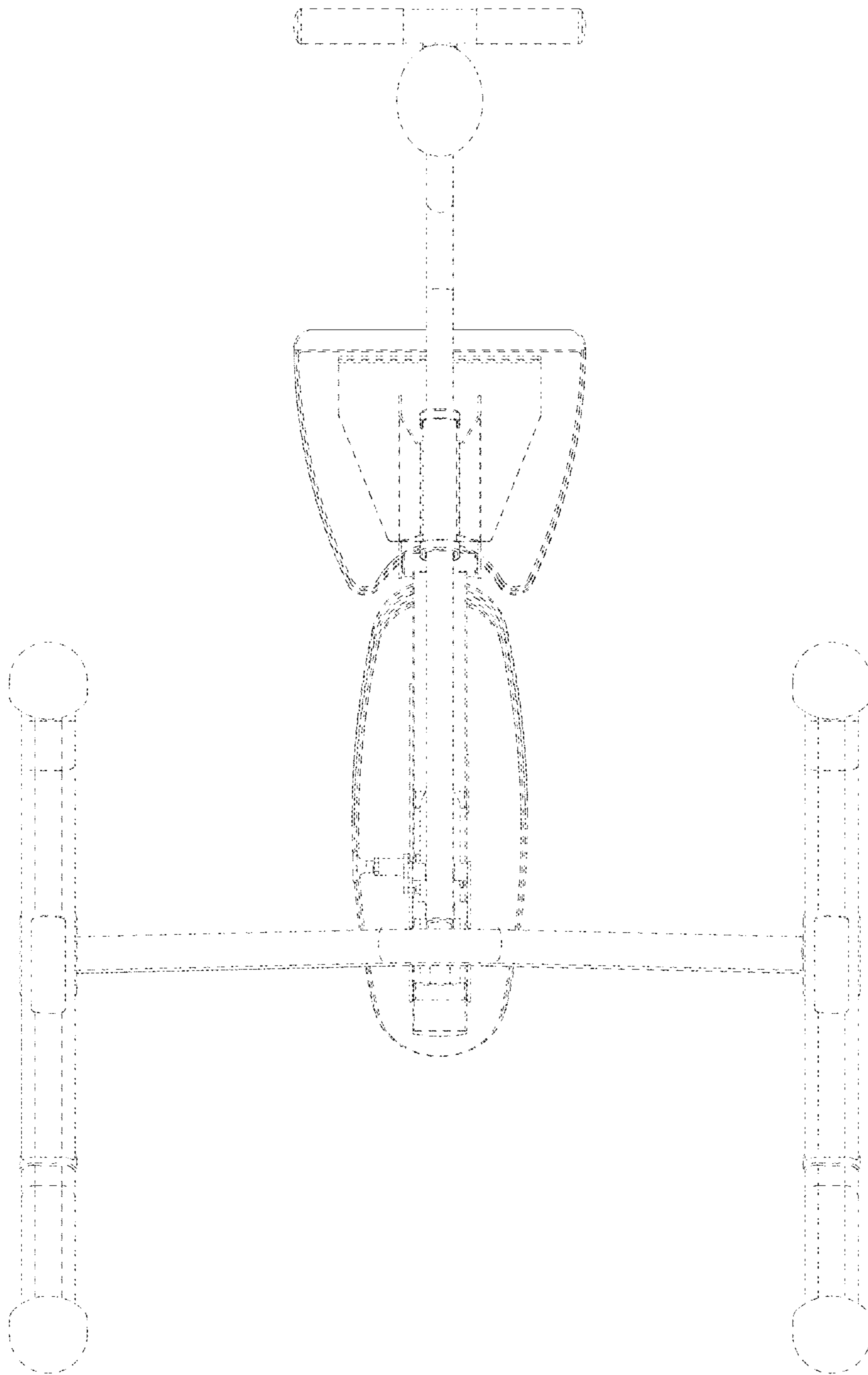


Fig. 5

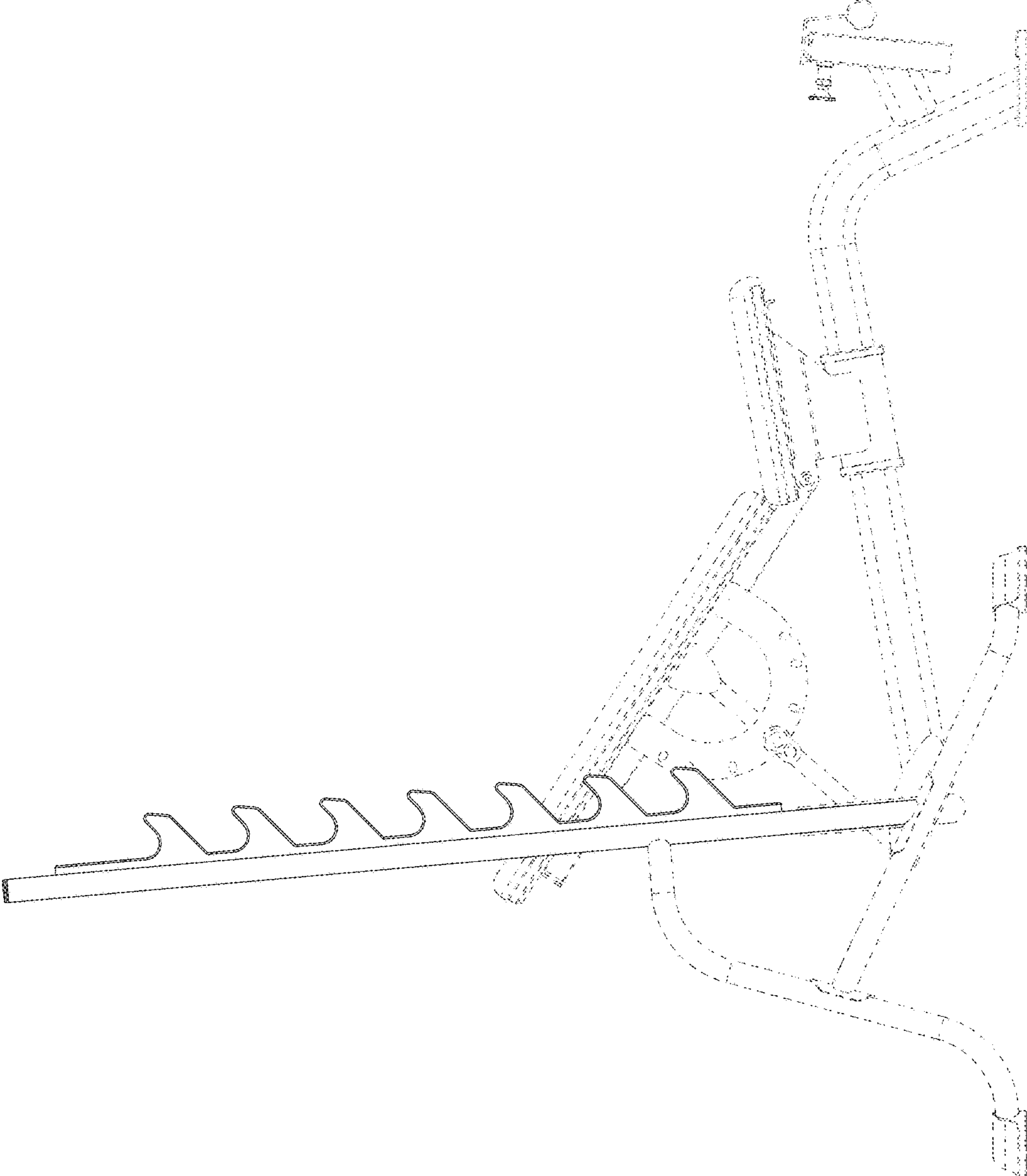


Fig. 6

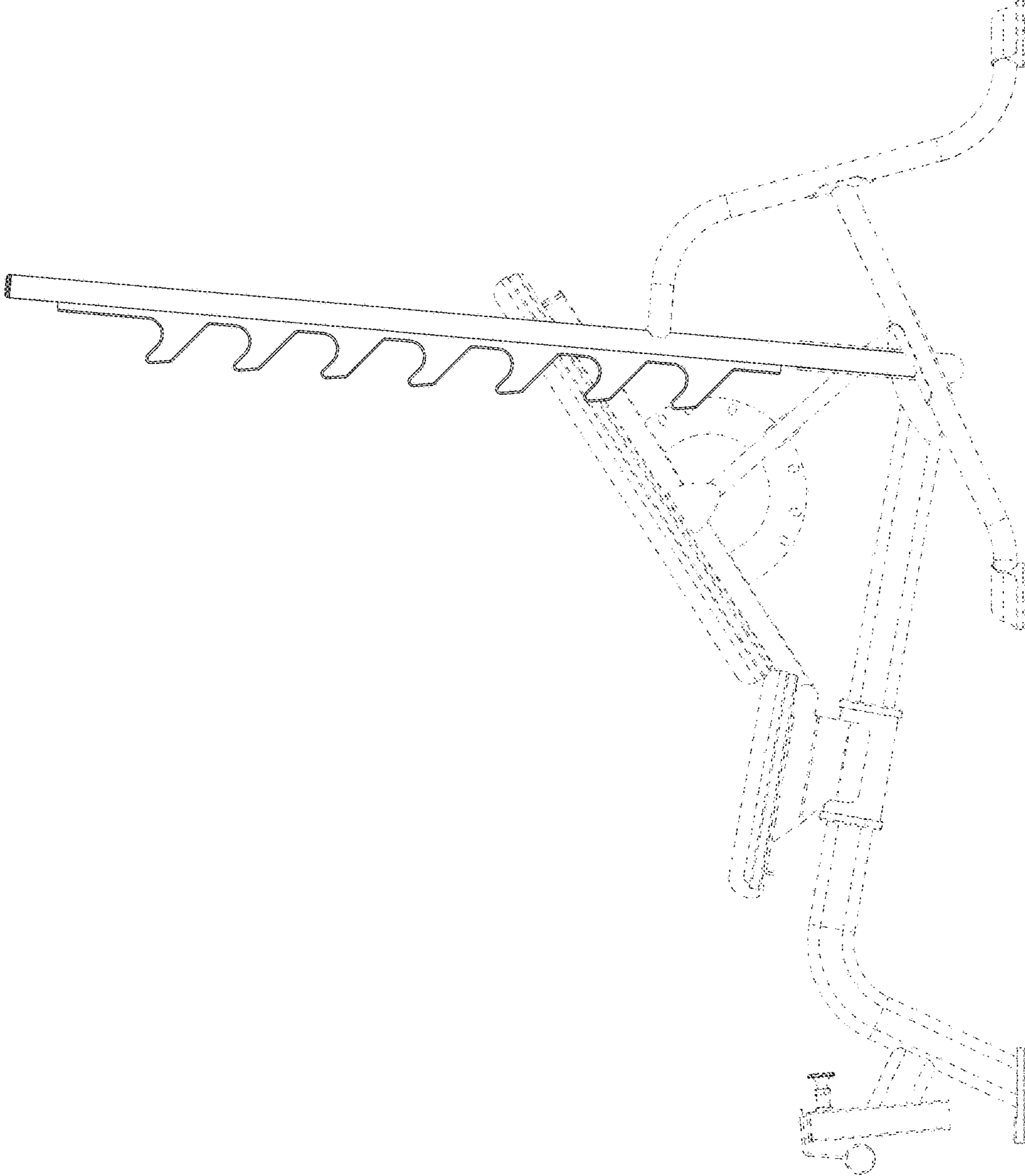


Fig. 7