



US00D807434S

(12) **United States Design Patent** (10) **Patent No.:** **US D807,434 S**  
**Loew** (45) **Date of Patent:** **\*\* Jan. 9, 2018**

(54) **ILLUMINATED SIGN**  
(71) Applicant: **BOT HOME AUTOMATION, INC.**,  
Santa Monica, CA (US)  
(72) Inventor: **Christopher Loew**, Palo Alto, CA (US)  
(\*\*) Term: **15 Years**  
(21) Appl. No.: **29/571,285**

D475,317 S \* 6/2003 Fernandez ..... D11/79  
D501,891 S \* 2/2005 Kaplan ..... D20/41  
D559,577 S \* 1/2008 Quinn ..... D6/300  
D570,597 S \* 6/2008 Klein ..... D14/484.1  
D598,053 S \* 8/2009 Sanchez ..... D14/159  
D598,054 S \* 8/2009 Grimshaw ..... D20/39  
D651,255 S \* 12/2011 Ingouville ..... D20/41  
D711,467 S \* 8/2014 Rhodes ..... D19/113  
D786,140 S \* 5/2017 Bloch ..... D10/109.1  
2014/0165437 A1 \* 6/2014 Barker ..... G09F 7/00  
40/607.01

(22) Filed: **Jul. 15, 2016**  
(51) **LOC (11) Cl.** ..... **20-02**  
(52) **U.S. Cl.**  
USPC ..... **D20/41**  
(58) **Field of Classification Search**  
USPC ..... D3/10, 207, 219, 318; D20/10, 22, 27,  
D20/28, 41, 99; D10/109.1, 113.4  
CPC ..... G09F 1/00; G09F 1/02; G09F 2003/023;  
G09F 2003/0261; G09F 2003/0264; G09F  
7/00; G09F 3/206; G09F 2007/1807;  
G09F 13/00; G09F 13/04; G09F  
2013/0427; G09F 2013/0495; G09D 3/00  
See application file for complete search history.

\* cited by examiner

*Primary Examiner* — Mary Ann Calabrese  
*Assistant Examiner* — Sloan Rozin

(57) **CLAIM**

The ornamental design for an illuminated sign, as shown and described.

**DESCRIPTION**

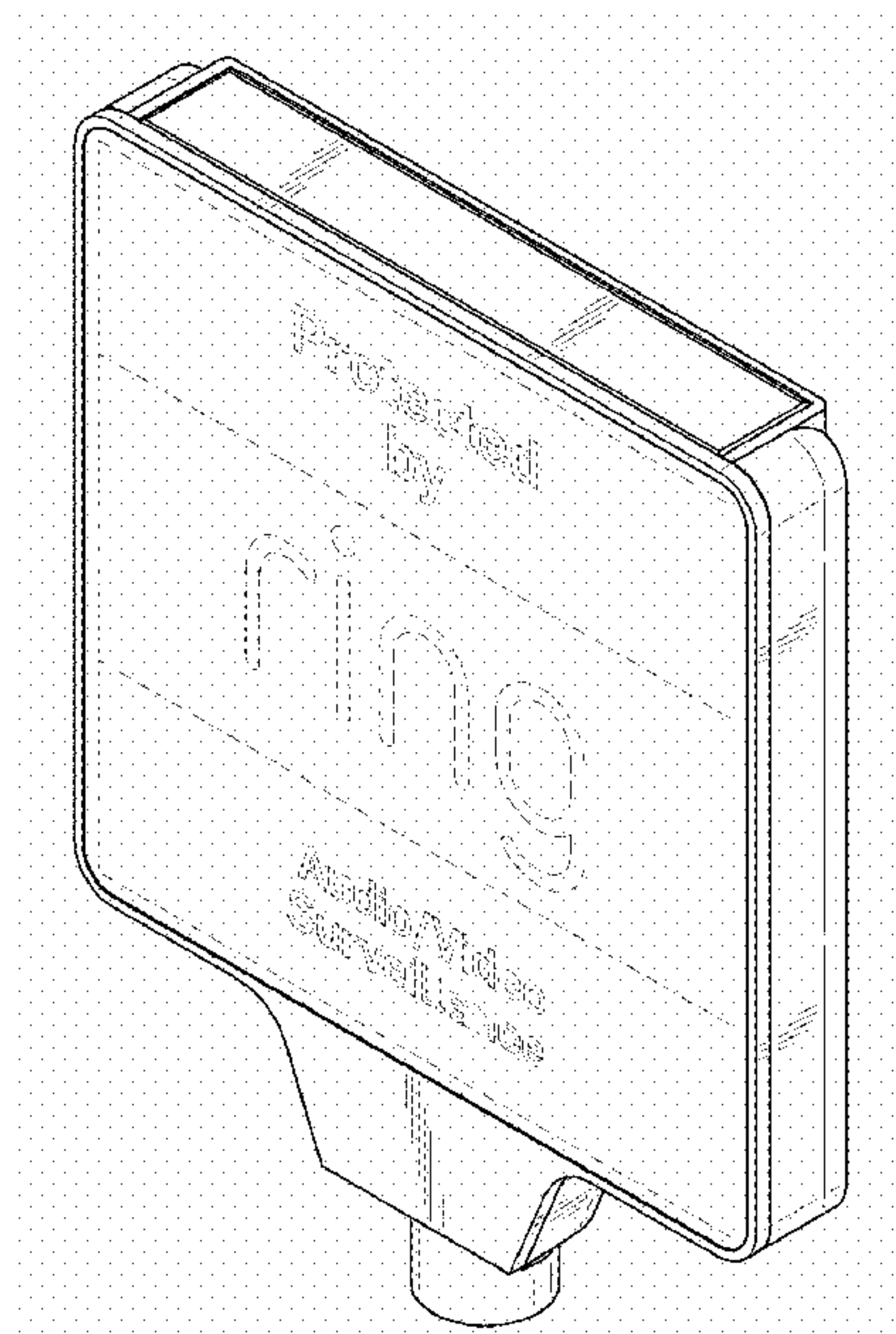
FIG. 1 is a front perspective view of the illuminated sign according to the present design;  
FIG. 2 is a front elevational view of the illuminated sign of FIG. 1;  
FIG. 3 is a rear elevational view of the illuminated sign of FIG. 1;  
FIG. 4 is a right-side elevational view of the illuminated sign of FIG. 1, the left-side elevational view being a mirror image thereof;  
FIG. 5 is a top plan view of the illuminated sign of FIG. 1;  
FIG. 6 is a bottom plan view of the illuminated sign of FIG. 1; and,  
FIG. 7 is a front perspective view of the illuminated sign of FIG. 1, showing the illuminated sign in a manner of use.  
The broken line showing of elements on the illuminated sign illustrate portions of the article and form no part of the claimed design.

(56) **References Cited**

U.S. PATENT DOCUMENTS

D99,928 S \* 6/1936 Chernow ..... D11/43  
D116,338 S \* 8/1939 Gist ..... D20/41  
D202,866 S \* 11/1965 Handley ..... D20/10  
D265,746 S \* 8/1982 Robillard ..... D20/41  
4,930,234 A \* 6/1990 Schmidt ..... G09F 3/06  
40/1.5  
D375,979 S \* 11/1996 Adams ..... D20/17  
D413,934 S \* 9/1999 Kleihues ..... D20/41  
D424,734 S \* 5/2000 Gager ..... D20/41  
D429,177 S \* 8/2000 Jennings ..... D10/113.4  
D436,135 S \* 1/2001 Emert ..... D20/10  
D440,512 S \* 4/2001 Mugleston ..... D10/109.1  
D444,941 S \* 7/2001 Pisarevsky ..... D3/207

**1 Claim, 6 Drawing Sheets**






FIG. 1

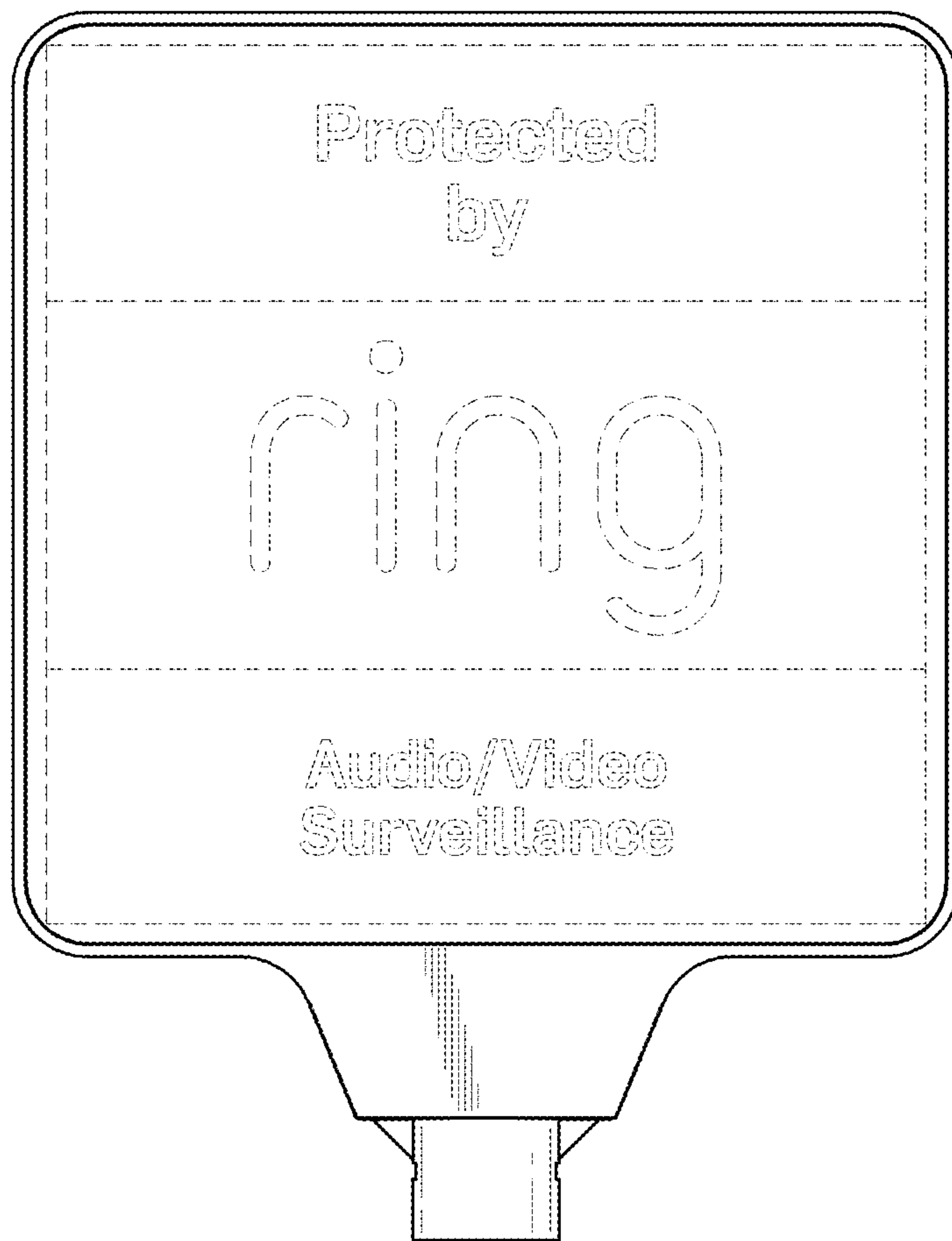


FIG. 2

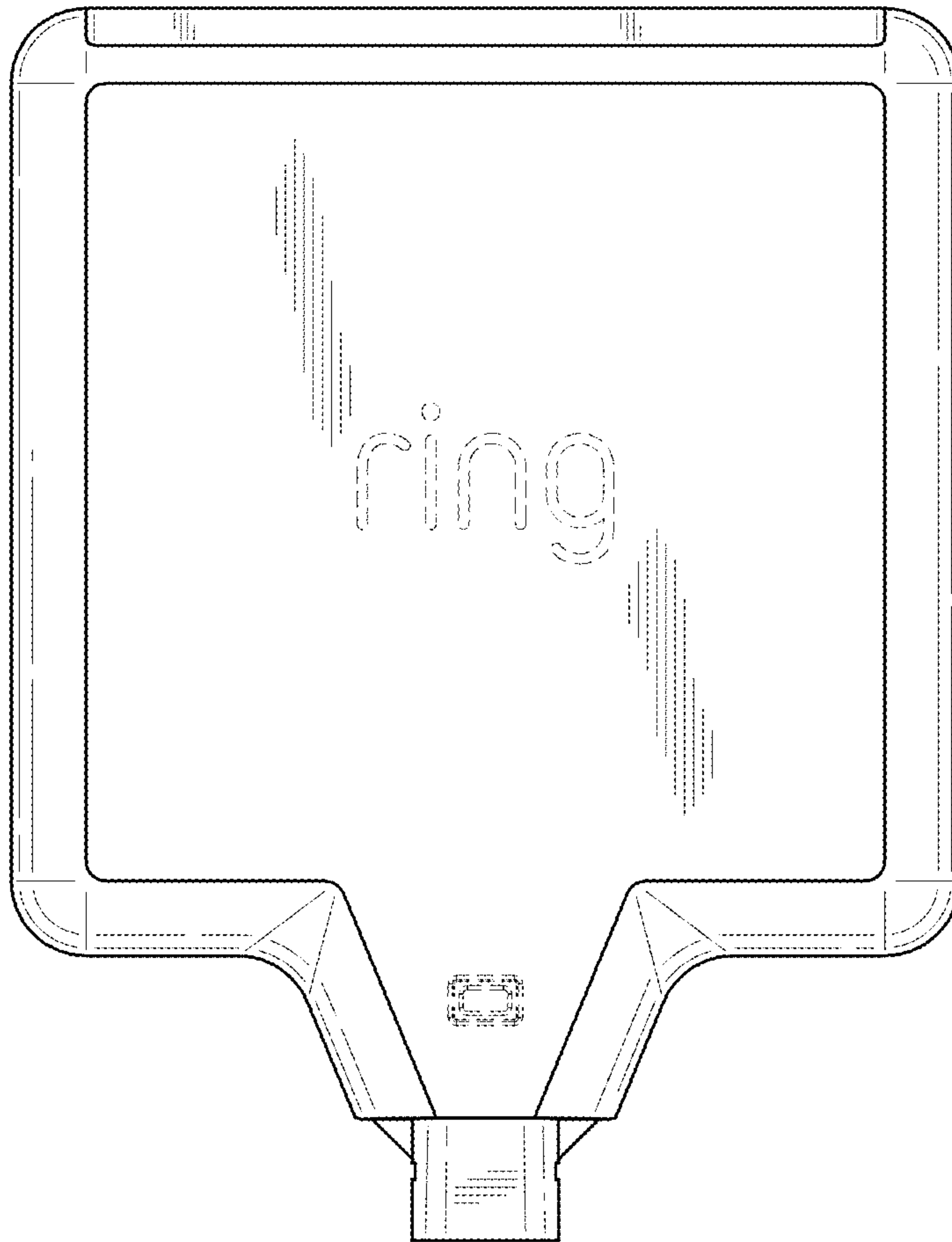


FIG. 3

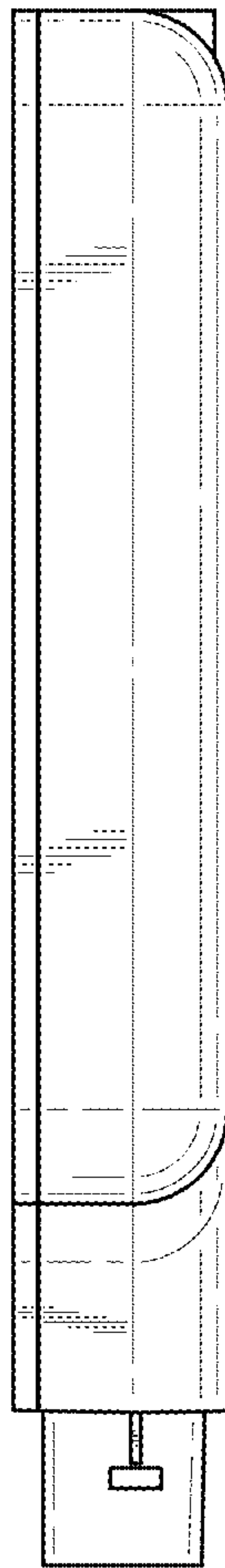


FIG. 4

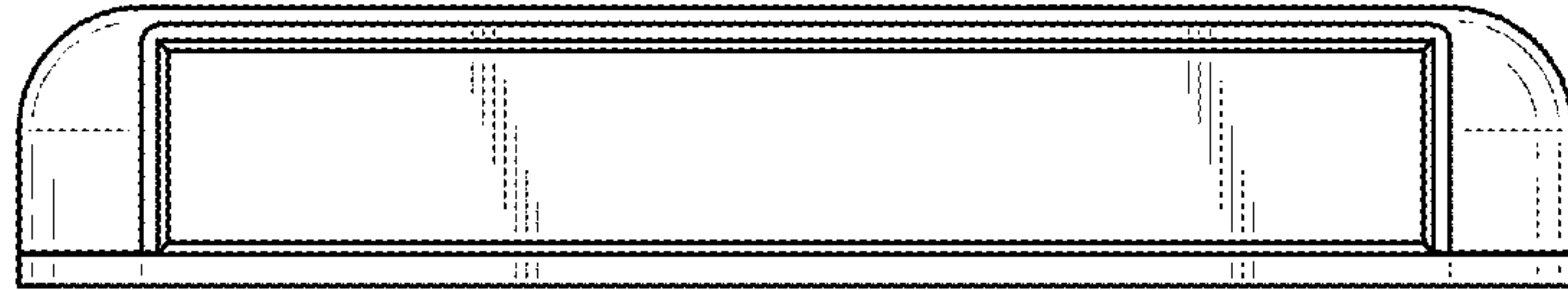


FIG. 5

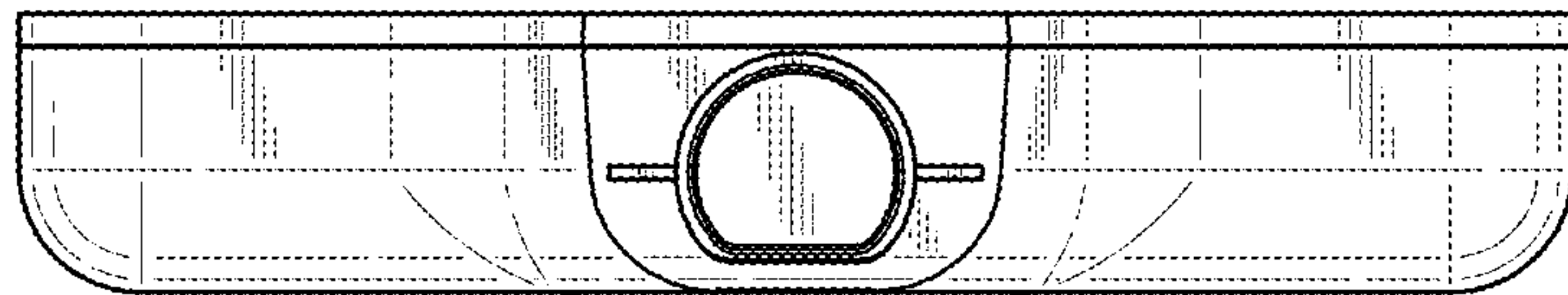


FIG. 6



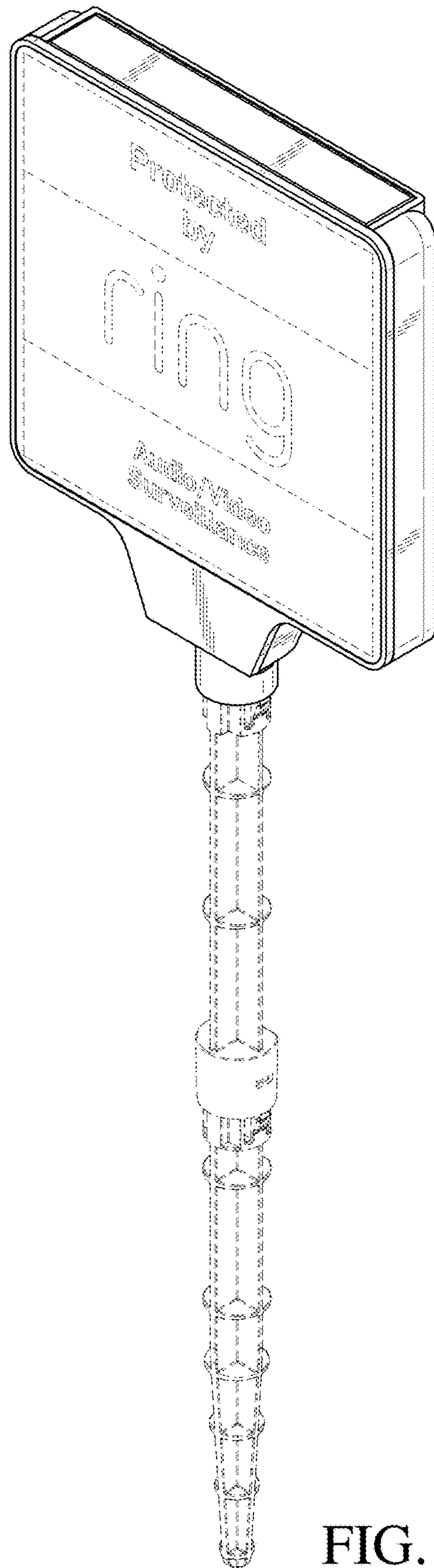


FIG. 7