

US00D807432S

(12) **United States Design Patent**
Lancet

(10) **Patent No.:** **US D807,432 S**
(45) **Date of Patent:** **** Jan. 9, 2018**

- (54) **BOOK HOLDER**
- (71) Applicant: **THINKING GIFTS COMPANY LIMITED**, London (GB)
- (72) Inventor: **Gary Lancet**, London (GB)
- (73) Assignee: **THINKING GIFTS COMPANY LIMITED**, London (GB)
- (**) Term: **15 Years**
- (21) Appl. No.: **29/560,350**
- (22) Filed: **Apr. 6, 2016**
- (30) **Foreign Application Priority Data**
Feb. 4, 2016 (EM) 002973123-0001
- (51) **LOC (11) Cl.** **19-02**
- (52) **U.S. Cl.**
USPC **D19/91**
- (58) **Field of Classification Search**
USPC D6/512-514, 552-553, 566, 567, 570, D6/598, 651.1, 675, 675.4, 683, 683.1, D6/705; D9/432, 608; D19/26-31, 75, D19/77, 85-92; D3/304; D21/600, 604
CPC A47B 63/00; A47B 23/044; A47B 47/02; A47B 55/00; A47B 55/02; A47B 87/007; A47B 87/02; B42F 7/145; B42F 17/12
See application file for complete search history.

- (56) **References Cited**
U.S. PATENT DOCUMENTS
2,474,036 A * 6/1949 Curley H01F 7/0247
211/69.9
D155,958 S * 11/1949 Woofter D19/22
D161,840 S * 2/1951 Hopf D19/25
D230,748 S * 3/1974 Matteson D21/588

- 4,121,719 A * 10/1978 Wilhelm B43K 23/002
211/69.5
- D250,941 S * 1/1979 Rudy D11/158
- D264,029 S * 4/1982 Smith D19/91
- D293,004 S * 12/1987 Emms D21/600
- D298,550 S * 11/1988 Tarrant D19/20
- D304,018 S * 10/1989 Nomizu D10/2
- 4,967,992 A * 11/1990 Menaged A47B 23/044
248/441.1
- D362,565 S * 9/1995 Tubbs D6/310
- D365,461 S * 12/1995 Falter D19/88
- D370,221 S * 5/1996 Firlow D14/135
- D410,165 S * 5/1999 Bear D21/600
- D425,146 S * 5/2000 Shibuya D21/600
- 6,155,469 A * 12/2000 Johnson B60R 11/00
108/44
- D449,013 S * 10/2001 Spielberg D11/158
- D531,083 S * 10/2006 Weiser D11/158
- D546,201 S * 7/2007 Bhavnani D10/15
- D690,308 S * 9/2013 McCoy D14/458
- 9,642,454 B2 * 5/2017 Cannon A47B 23/042

* cited by examiner

Primary Examiner — Elizabeth Albert
(74) *Attorney, Agent, or Firm* — Soroker Agmon Nordman

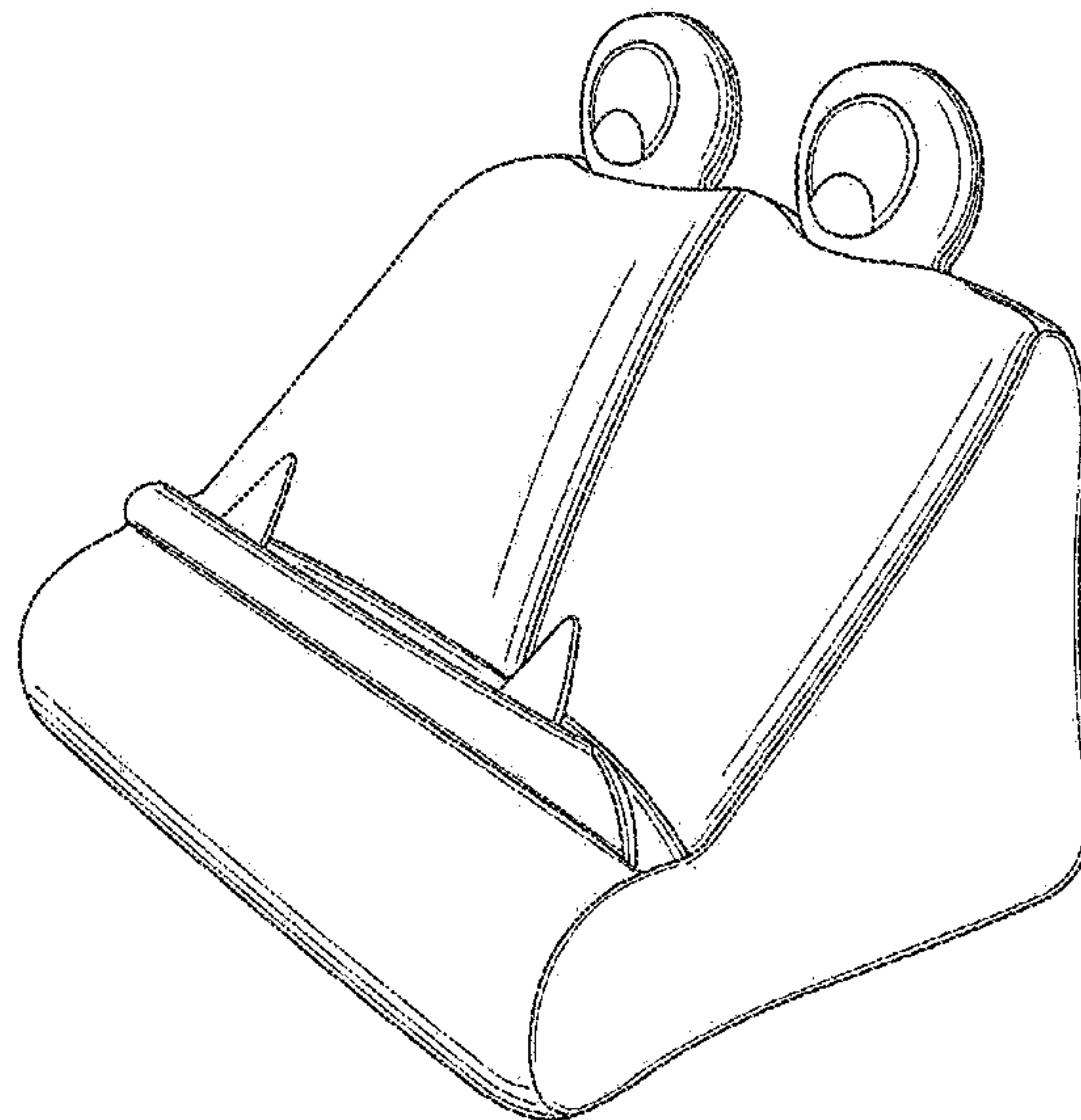
(57) **CLAIM**

The ornamental design for a book holder, as shown and described.

DESCRIPTION

FIG. 1 is a perspective view of the book holder in my new design;
FIG. 2 is a front view of the book holder thereof;
FIG. 3 is a rear view of the book holder thereof;
FIG. 4 is a top view of the book holder thereof;
FIG. 5 is a bottom view of the book holder thereof; and,
FIG. 6 is a right side view of the book holder thereof, the left side is an identical mirror image of the right side view.

1 Claim, 6 Drawing Sheets



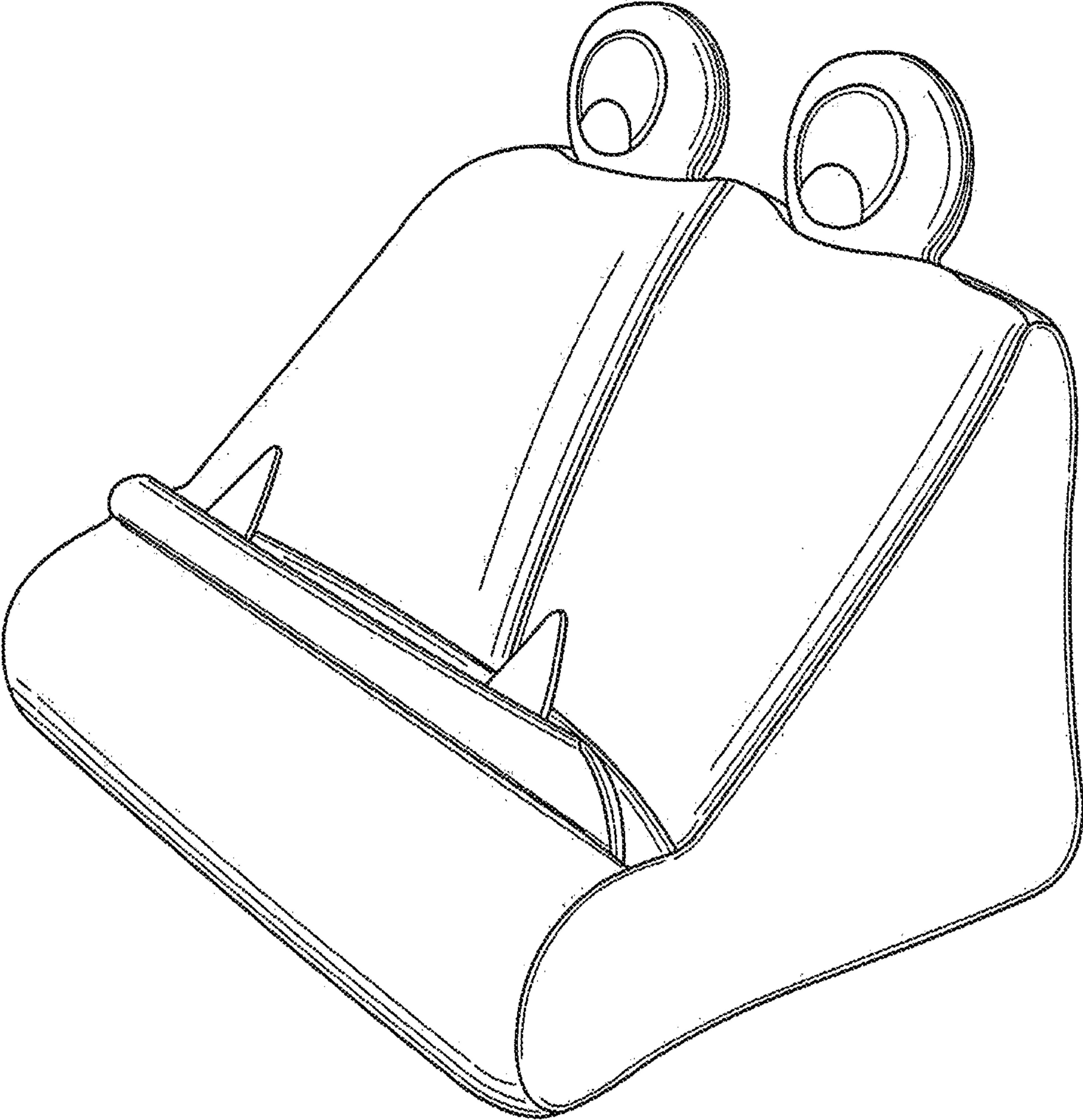


FIG. 1

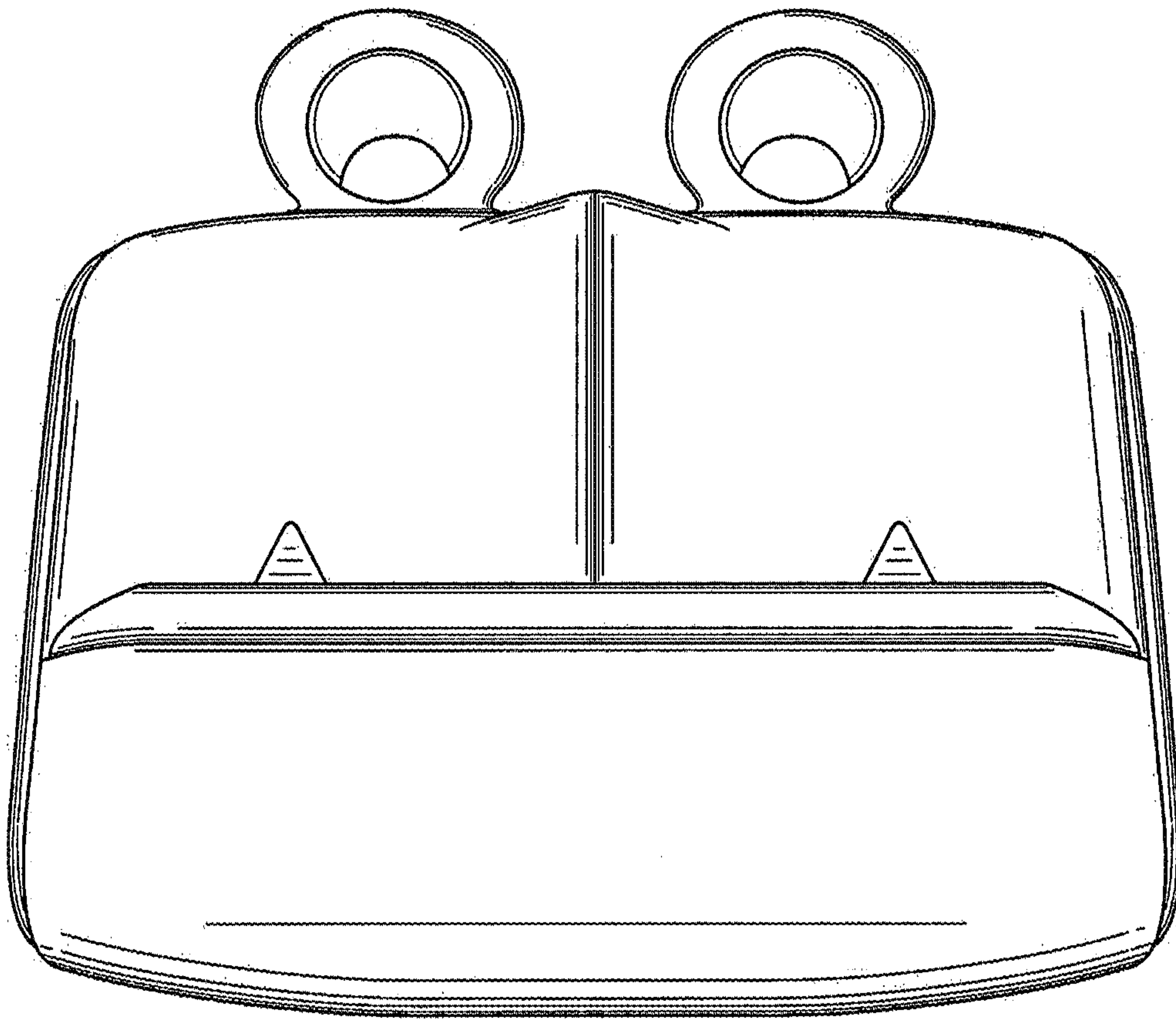


FIG. 2




FIG. 3




FIG. 4

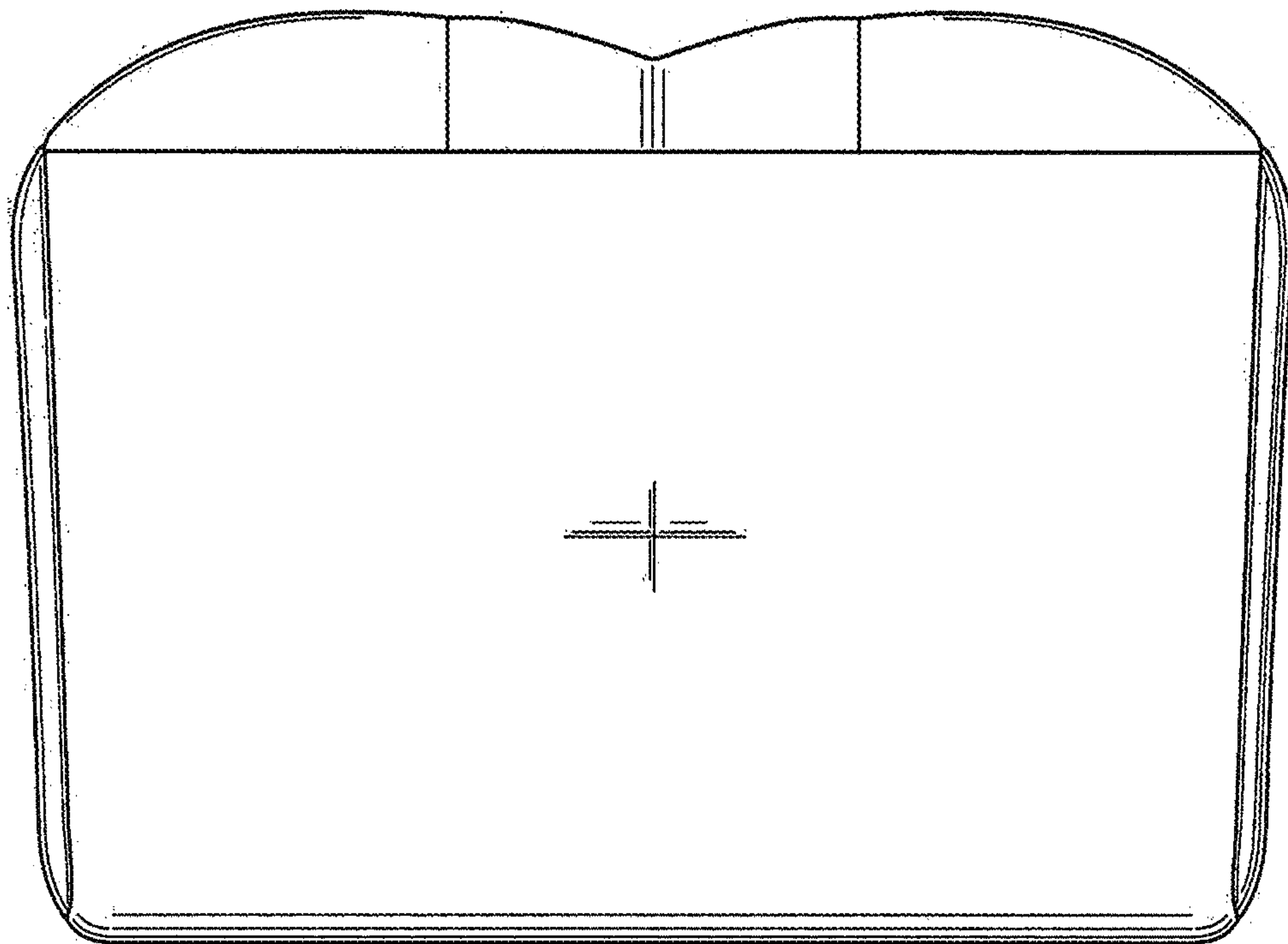


FIG. 5

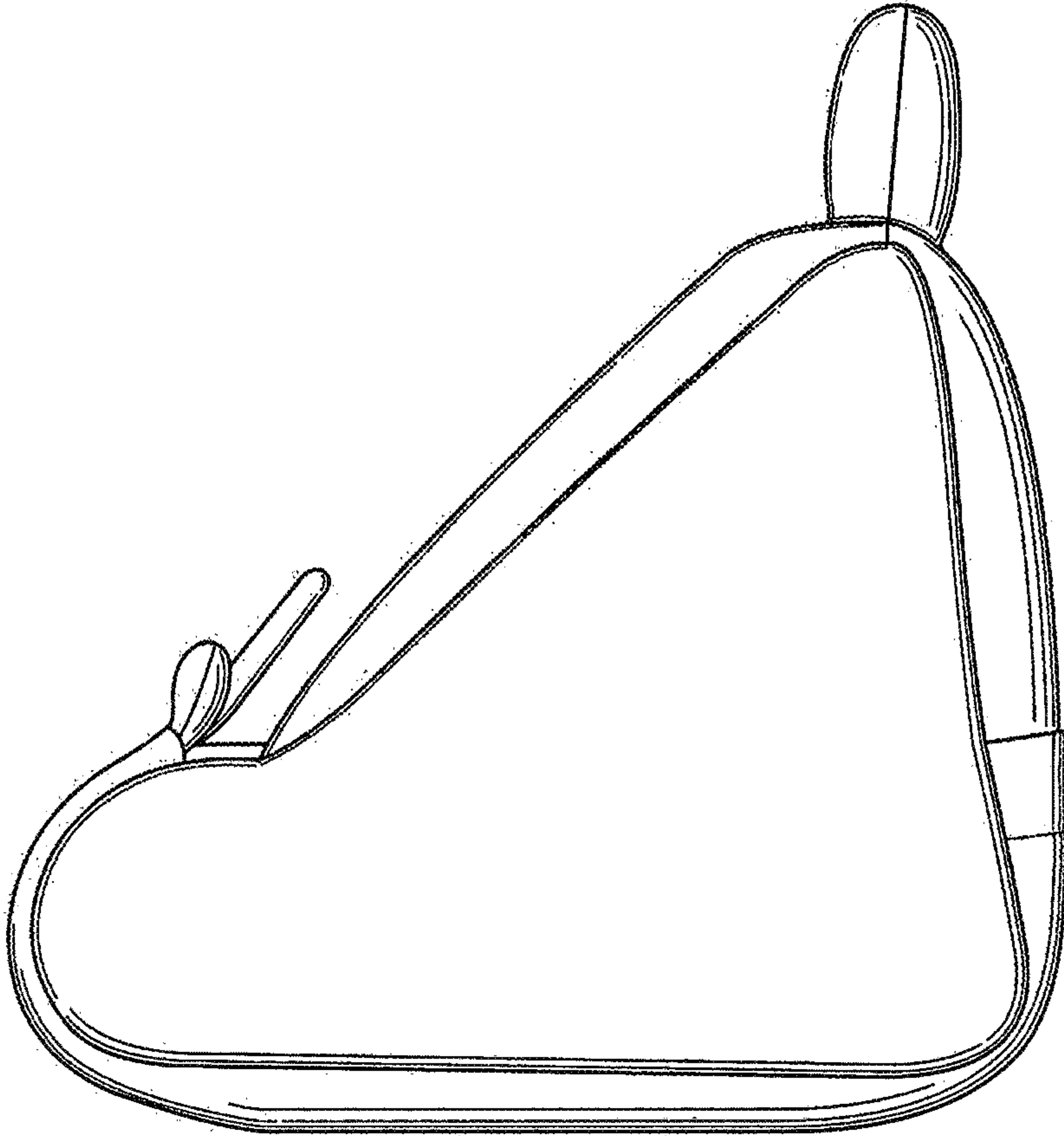


FIG. 6