



US00D807419S

(12) **United States Design Patent**
Herrmann et al.

(10) **Patent No.:** **US D807,419 S**
(45) **Date of Patent:** **** Jan. 9, 2018**

(54) **FACE GEAR**

(71) Applicant: **EATON CORPORATION**, Cleveland, OH (US)

(72) Inventors: **Paul N. Herrmann**, Clinton Township, MI (US); **Steven J. Cochren**, Commerce, MI (US); **Sandeep Kumar**, Maharashtra (IN); **Steven A. Rudko**, Eastpointe, MI (US); **Stephen P. Radzevich**, Sterling Heights, MI (US); **Matthew G. Fox**, Ceresco, MI (US); **Daniel Philip Fisher**, Coldwater, MI (US)

(73) Assignee: **Eaton Corporation**, Cleveland, OH (US)

(**) Term: **15 Years**

(21) Appl. No.: **29/539,803**

(22) Filed: **Sep. 17, 2015**

Related U.S. Application Data

(60) Division of application No. 29/444,099, filed on Jan. 25, 2013, now Pat. No. Des. 740,866, which is a (Continued)

(51) **LOC (11) Cl.** **15-09**

(52) **U.S. Cl.**
USPC **D15/148**

(58) **Field of Classification Search**
USPC D15/126, 138, 148–149; 74/411, 572.1, 74/572.2, 573.1–573.13, 574.1–574.4,
(Continued)

(56) **References Cited**

U.S. PATENT DOCUMENTS

1,487,073 A 3/1924 Nogrady
1,988,183 A 1/1935 Preston

(Continued)

FOREIGN PATENT DOCUMENTS

DE 102004062379 B3 2/2006
DE 102005050794 A1 4/2007

(Continued)

OTHER PUBLICATIONS

Radzevich, S.P., “Kinetic Geometry of Surface Machining,” CRC Press, Boca Raton, FL. 2008, 508p.

(Continued)

Primary Examiner — Patricia Palasik

(74) *Attorney, Agent, or Firm* — Fishman Stewart PLLC

(57) **CLAIM**


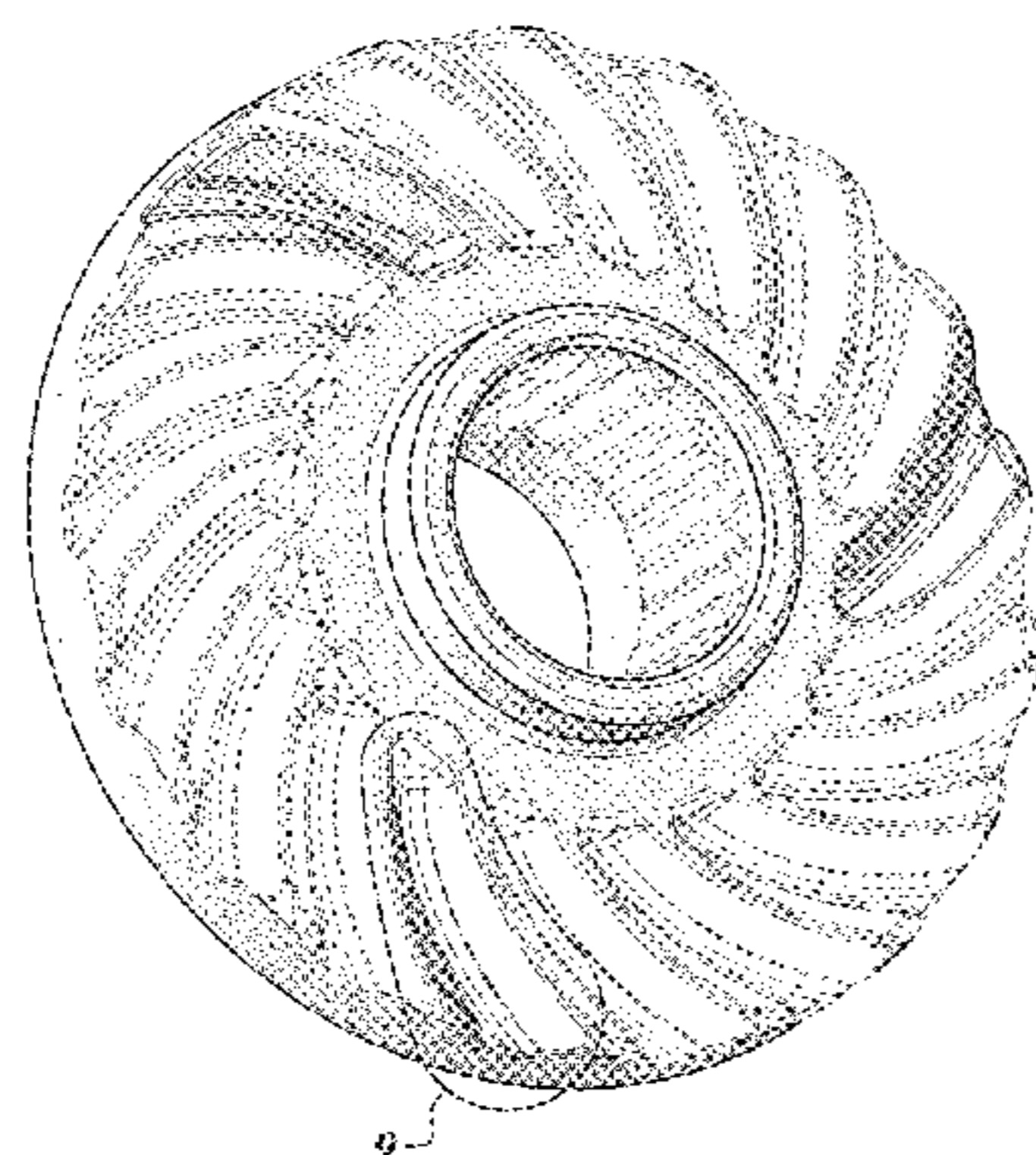
The ornamental design for a face gear, as shown and described.

DESCRIPTION

FIG. 1 is a front perspective view of a face gear showing our new design;
FIG. 2 is a rear perspective view thereof;
FIG. 3 is a front view thereof;
FIG. 4 is a rear view thereof;
FIG. 5 is a left side elevational view thereof;
FIG. 6 is a right side elevational view thereof;
FIG. 7 is a top plan view thereof;
FIG. 8 is a bottom plan view thereof; and,
FIG. 9 is an enlarged view of the portion illustrated in circle 9 in FIG. 1.

The broken lines shown in the drawings are included for illustrative purposes only and form no part of the claimed design.

1 Claim, 7 Drawing Sheets



Related U.S. Application Data

continuation-in-part of application No. 13/737,713, filed on Jan. 9, 2013, which is a continuation-in-part of application No. 12/760,988, filed on Apr. 15, 2010, now Pat. No. 8,353,800, and a continuation-in-part of application No. 12/814,905, filed on Jun. 14, 2010, now abandoned.

(58) **Field of Classification Search**

USPC 74/571.21; 464/34, 73, 74, 76, 81-84, 464/894
 CPC A01K 89/01; B29C 45/0025; B29L 2015/003; F16H 1/46; F16H 37/08; F16H 55/06; F16H 2055/065; F16H 2055/173; F16H 48/12; F16H 48/29; F16H 2048/102; Y10S 475/904
 See application file for complete search history.

5,232,415	A	8/1993	Brewer	
5,472,385	A	12/1995	Vu	
5,984,823	A	11/1999	Gage	
6,592,487	B2	7/2003	Gassmann	
6,599,217	B2	7/2003	Caringella et al.	
D498,777	S	11/2004	Hu	
D498,778	S	11/2004	Hu	
D579,296	S	10/2008	Popov	
8,133,146	B2	3/2012	Radzevich et al.	
D660,888	S	5/2012	Piliguian	
8,353,800	B2	1/2013	Kumar et al.	
D702,269	S	4/2014	Eisenblatter	
D740,866	S	* 10/2015	Herrmann D15/148
2008/0022798	A1	1/2008	Zeise	
2009/0019966	A1	1/2009	Valente	
2010/0317480	A1	12/2010	Cochren et al.	
2012/0227529	A1	9/2012	Fischer et al.	
2013/0042711	A1	2/2013	Napau et al.	
2013/0302144	A1	11/2013	Demtroder et al.	
2014/0271010	A1	9/2014	Napau et al.	

(56) **References Cited**

U.S. PATENT DOCUMENTS

3,154,969	A	11/1964	Saari
3,237,483	A	3/1966	Kelley et al.
3,253,483	A	5/1966	McCaw
3,706,239	A	12/1972	Myers
3,918,314	A	11/1975	Osipyman
4,248,105	A	2/1981	Downing et al.
D262,033	S	11/1981	Totsu
4,791,832	A	12/1988	McCaw
5,030,185	A	7/1991	Kawamura

FOREIGN PATENT DOCUMENTS

DE	102006046096	A1	4/2008
EP	0227152	A1	7/1987

OTHER PUBLICATIONS

Litvin, et al., Face Gear Drive with Helical Involute Pinion: Geometry, Generation by a Shaper and a Worm, Avoidance of Singularities and Stress Analysis, Feb. 2005, 62 pgs.

* cited by examiner

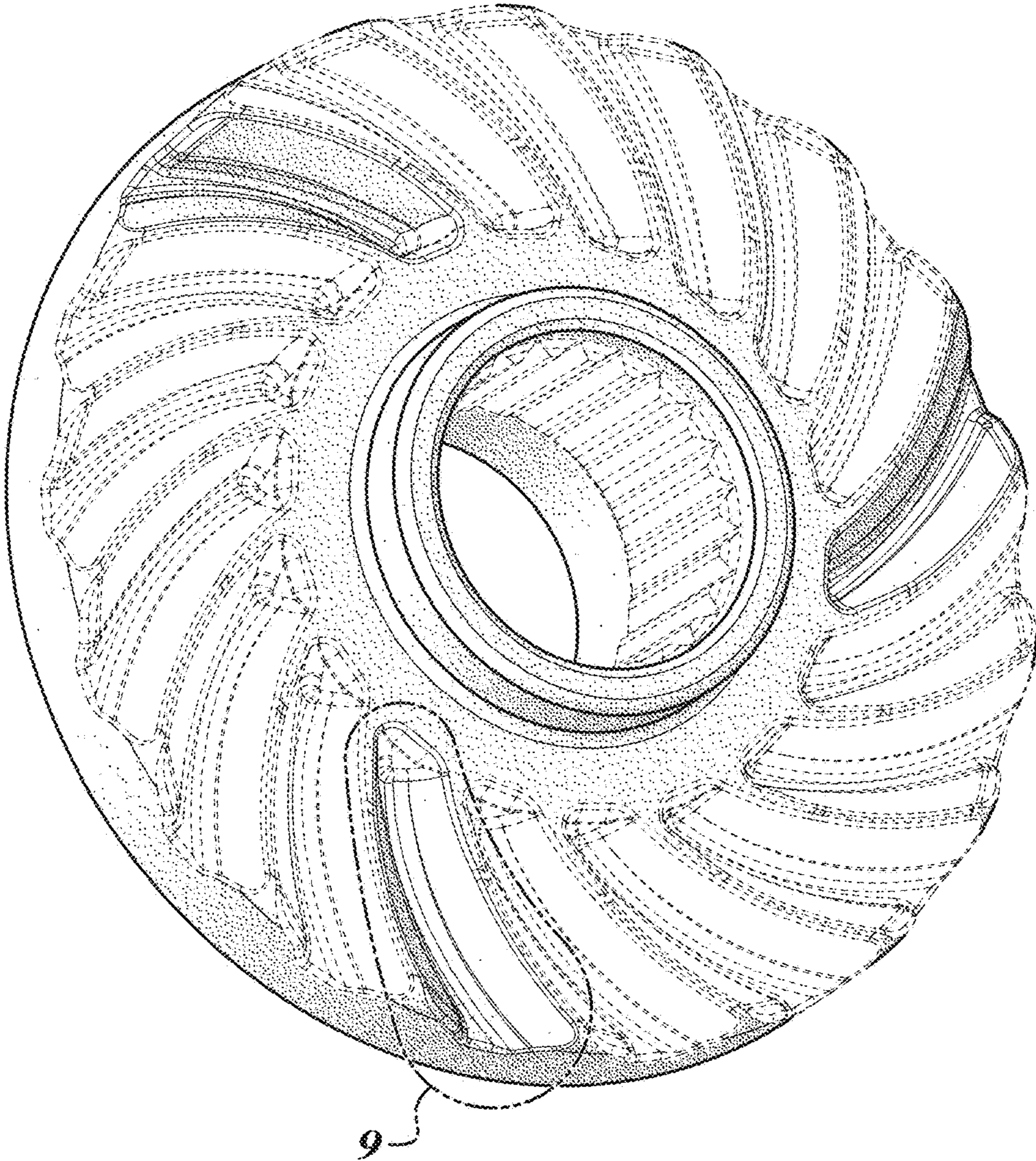


FIG. 1

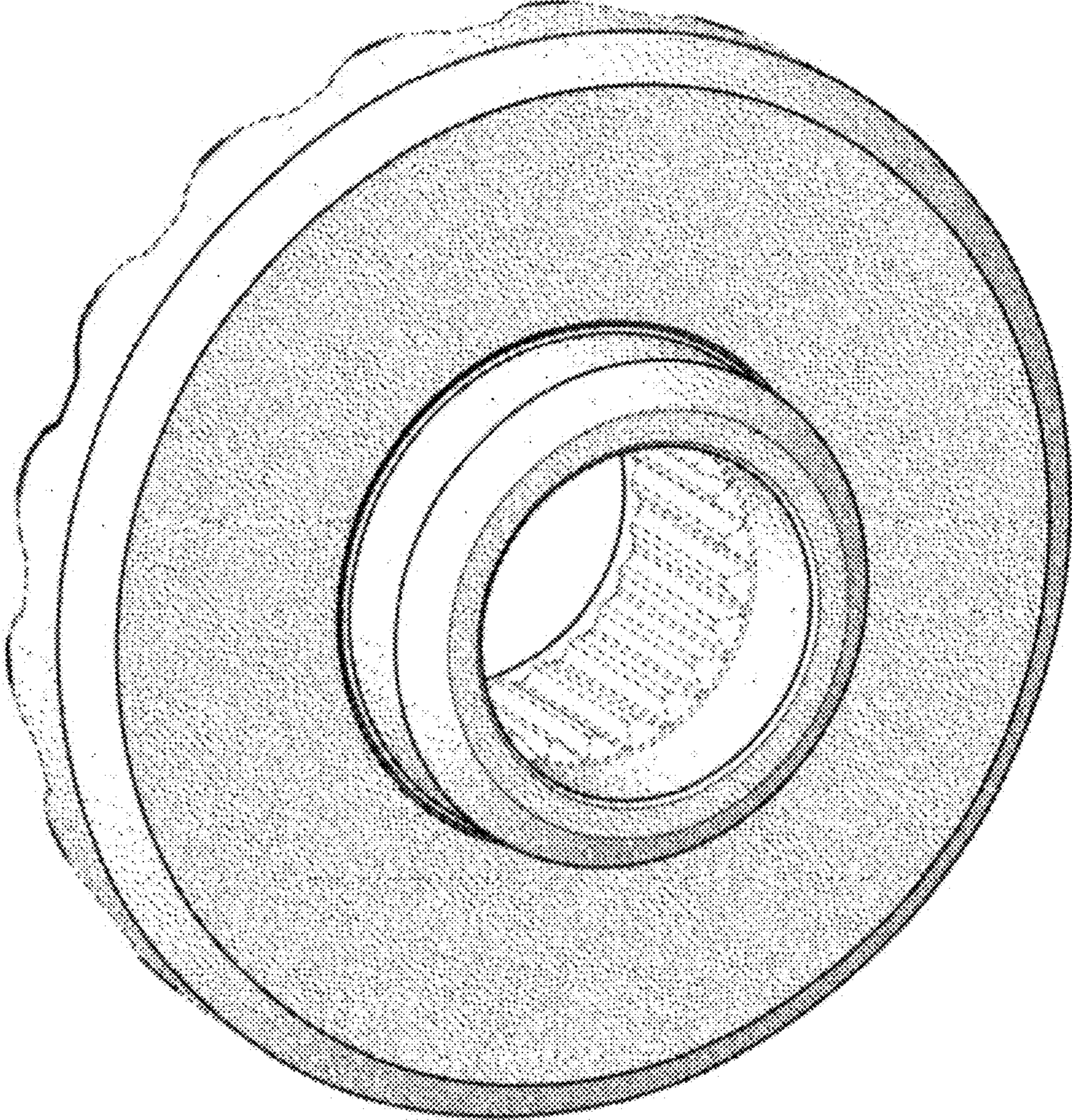


FIG. 2




FIG. 3

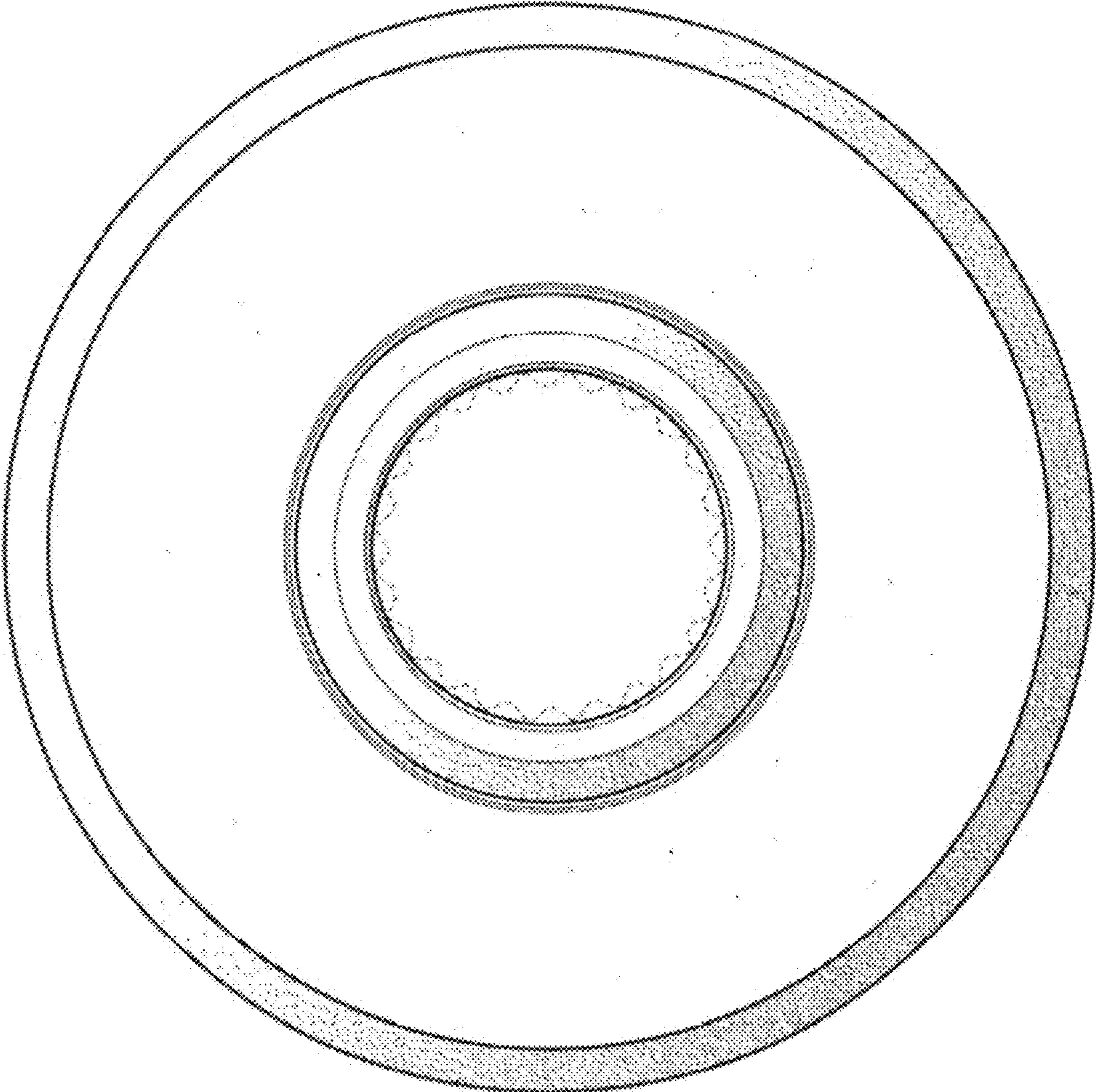


FIG. 4

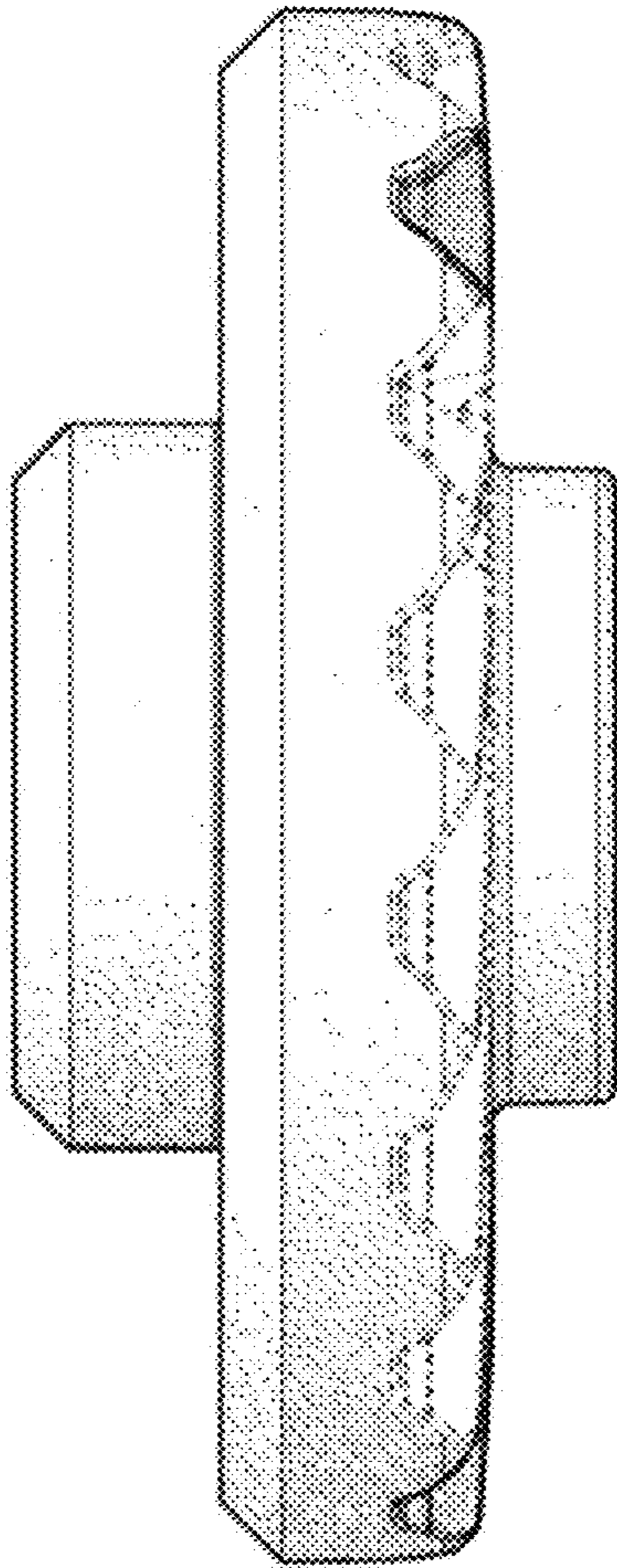


FIG. 5

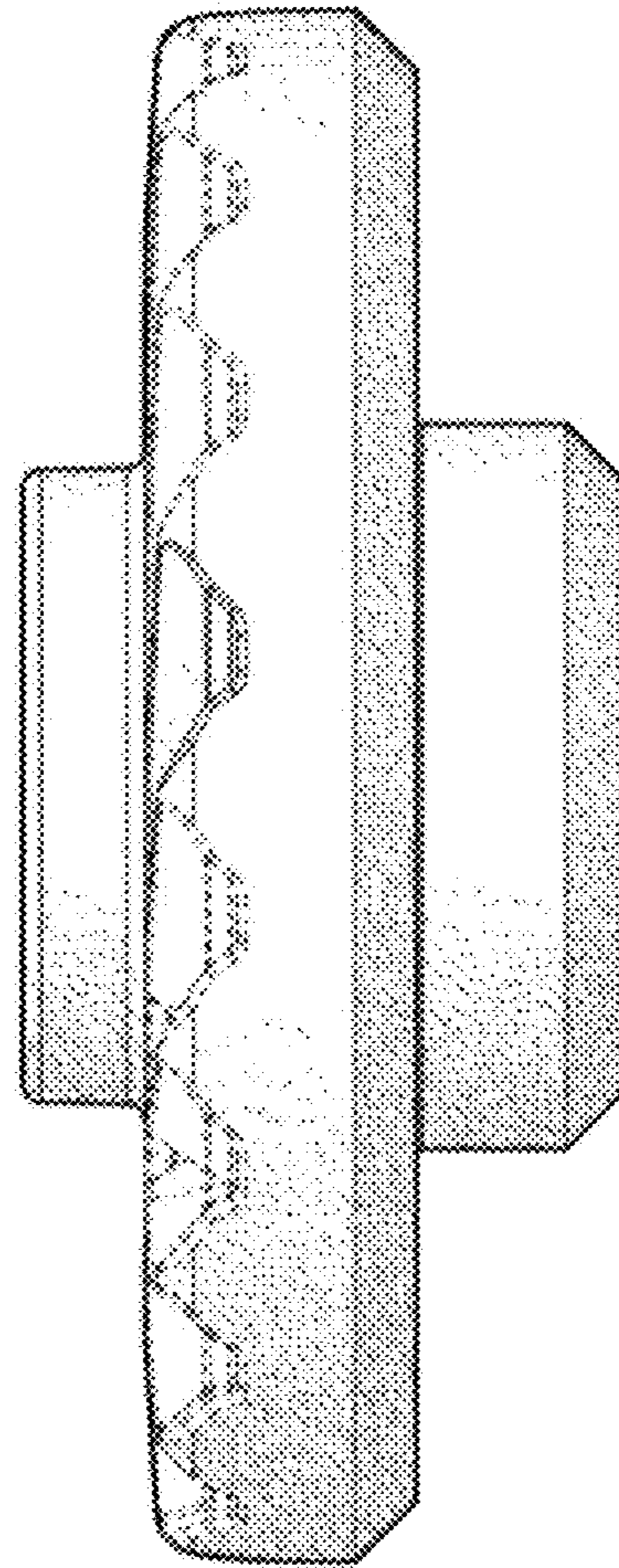


FIG. 6

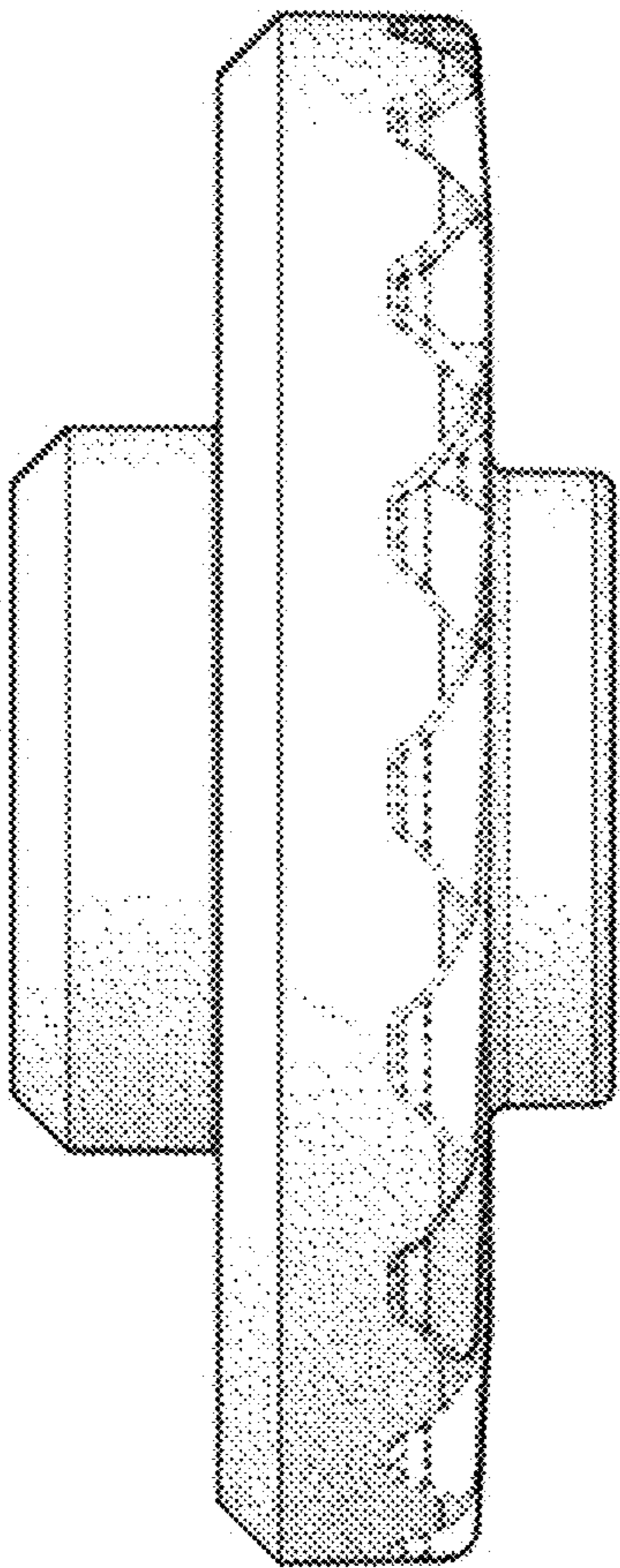


FIG. 7

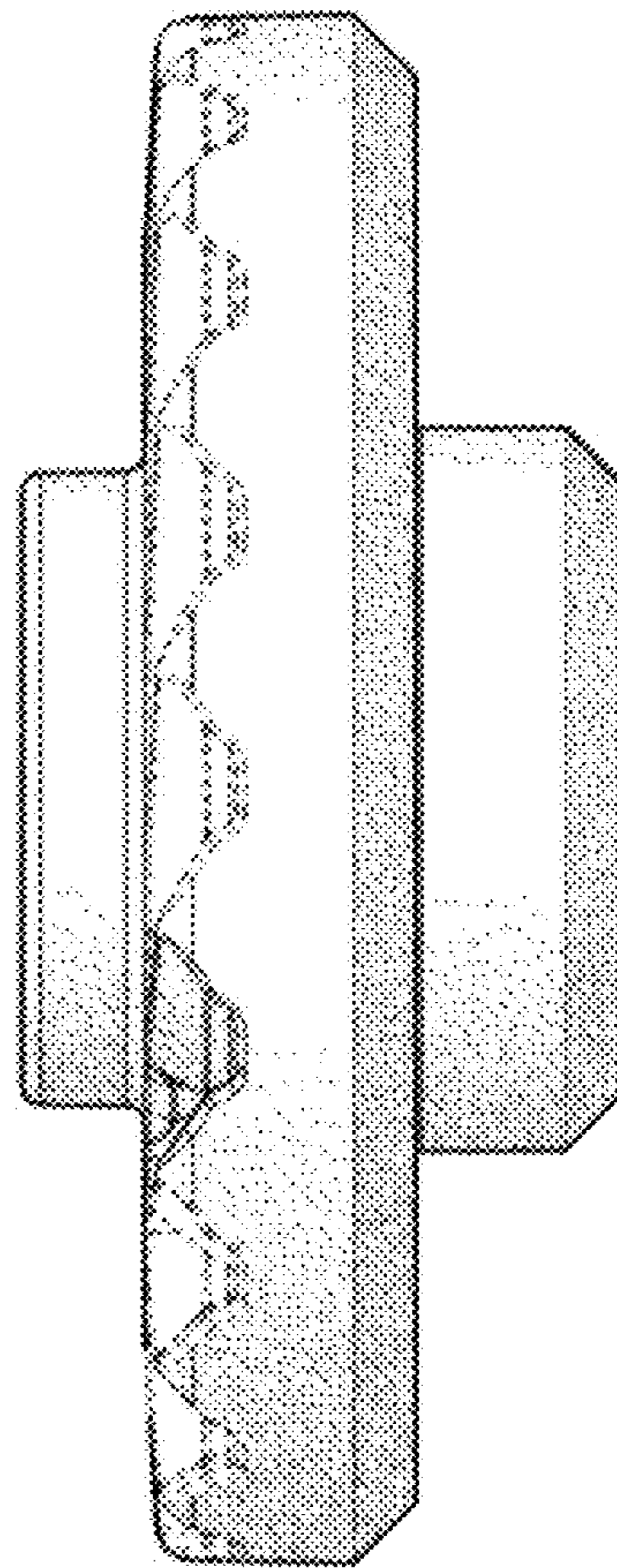


FIG. 8



FIG. 9