



US00D807377S

(12) **United States Design Patent** (10) **Patent No.:** **US D807,377 S**  
**Bentley** (45) **Date of Patent:** **\*\* Jan. 9, 2018**

(54) <b>ELECTRONIC DISPLAY WITH GRAPHICAL USER INTERFACE</b>	8,959,457 B2 * 2/2015 Reed ..... G06F 3/0481 715/763
(71) Applicant: <b>Simply Wall Street Pty Ltd, Sydney (AU)</b>	D726,219 S * 4/2015 Chaudhri ..... D14/489 D731,541 S * 6/2015 Lee ..... D14/489 D736,223 S * 8/2015 Park ..... D14/485 D761,801 S * 7/2016 Rickes ..... G06F 3/04817 D14/485
(72) Inventor: <b>Alistair Bentley, Sydney (AU)</b>	D762,673 S * 8/2016 Seo ..... D14/485 D763,869 S * 8/2016 Wang ..... D14/485
(73) Assignee: <b>Simply Wall Street Pty Ltd, Sydney (AU)</b>	D766,917 S * 9/2016 Kwon ..... D14/485 D771,660 S * 11/2016 Zimmerman ..... D14/486 2012/0066632 A1 * 3/2012 Sundermeyer ..... G08B 25/003 715/771
(**) Term: <b>15 Years</b>	2013/0174097 A1 * 7/2013 Wernecke ..... G06F 3/04847 715/846
(21) Appl. No.: <b>29/544,281</b>	2013/0227450 A1 * 8/2013 Na ..... G06F 3/048 715/764

(Continued)

(22) Filed: **Nov. 2, 2015**

(51) **LOC (11) Cl.** ..... **14-04**

(52) **U.S. Cl.**  
USPC ..... **D14/485**

(58) **Field of Classification Search**  
USPC ..... D14/485-495  
CPC . G06F 3/0482; G06F 3/04842; G06F 3/04817  
See application file for complete search history.

*Primary Examiner* — Sheryl Lane  
*Assistant Examiner* — Nicole C Shiflet  
(74) *Attorney, Agent, or Firm* — Shaukat A. Karjeker;  
Carstens & Cahoon, LLP

(57) **CLAIM**

The ornamental design for an electronic display with graphical user interface, as shown and described.

(56) **References Cited**

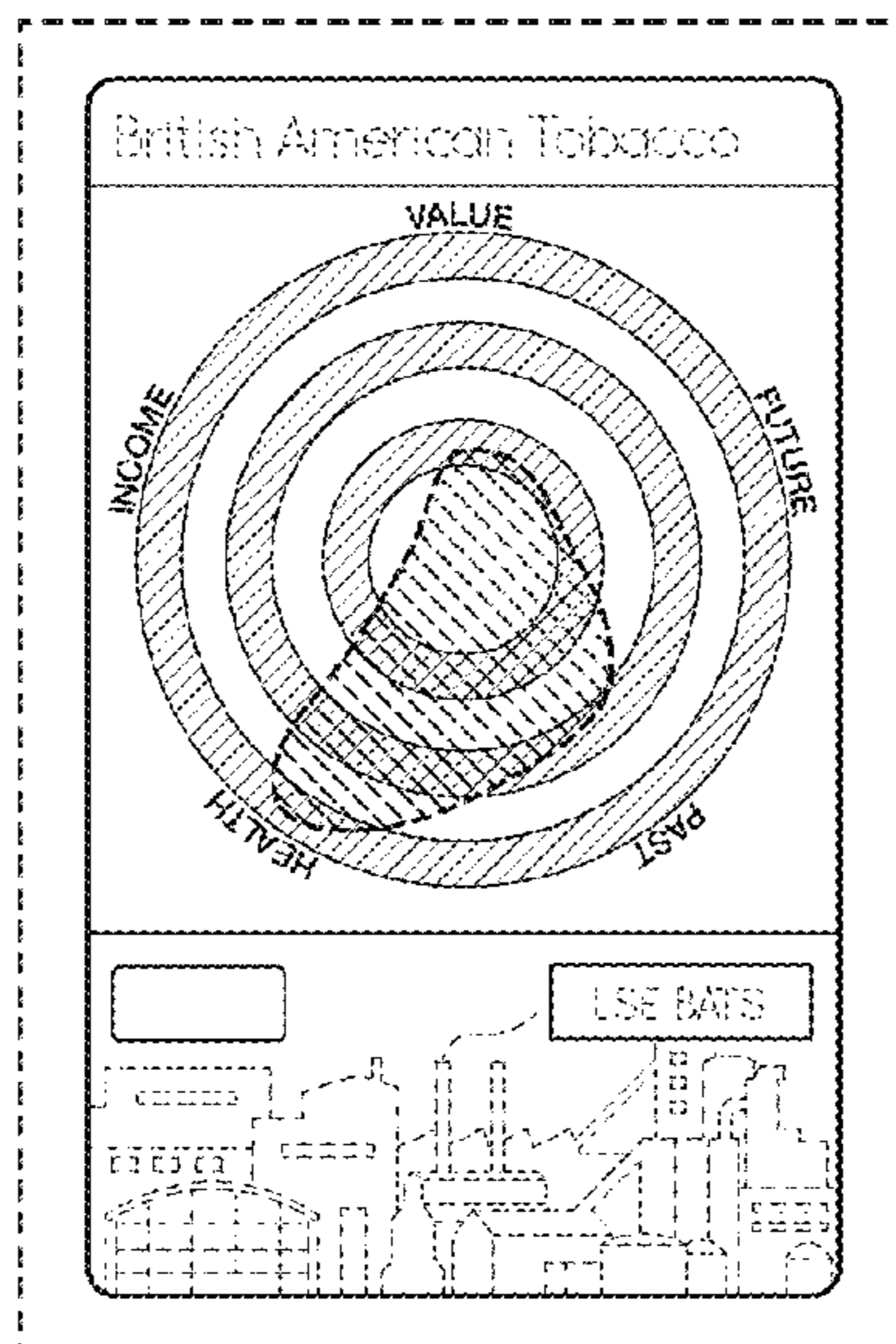
U.S. PATENT DOCUMENTS

3,559,319 A *	2/1971	Scott et al. ....	G09F 3/00 283/73
D474,781 S *	5/2003	Platz .....	D14/489
8,046,928 B2 *	11/2011	Choi .....	G01C 25/00 33/366.12
8,082,201 B2	12/2011	Nahum	
8,108,790 B2 *	1/2012	Morrison, Jr. ....	G05B 19/409 700/108
D687,063 S *	7/2013	Myung .....	D14/489
8,589,808 B1 *	11/2013	Alfaro .....	G06F 3/00 709/204
D701,217 S *	3/2014	Kim .....	D14/485
D701,226 S *	3/2014	Jung .....	D14/486
D707,256 S *	6/2014	Blissenbach .....	D14/492

**DESCRIPTION**

FIG. 1 is a top view showing a first embodiment of the electronic display with graphical user interface; and, FIG. 2 is a top view showing a second embodiment of the electronic display with graphical user interface. The angled broken line shaded areas, bounded by a broken line perimeter and partially overlaying concentric circles, form a part of the claimed design. The broken line perimeter itself and the remaining broken lines showing portions of the graphical user interface and the electronic display form no part of the claimed design.

**1 Claim, 2 Drawing Sheets**



(56)

**References Cited**

U.S. PATENT DOCUMENTS

2015/0193196 A1\* 7/2015 Lin ..... G06F 3/165  
715/716

\* cited by examiner

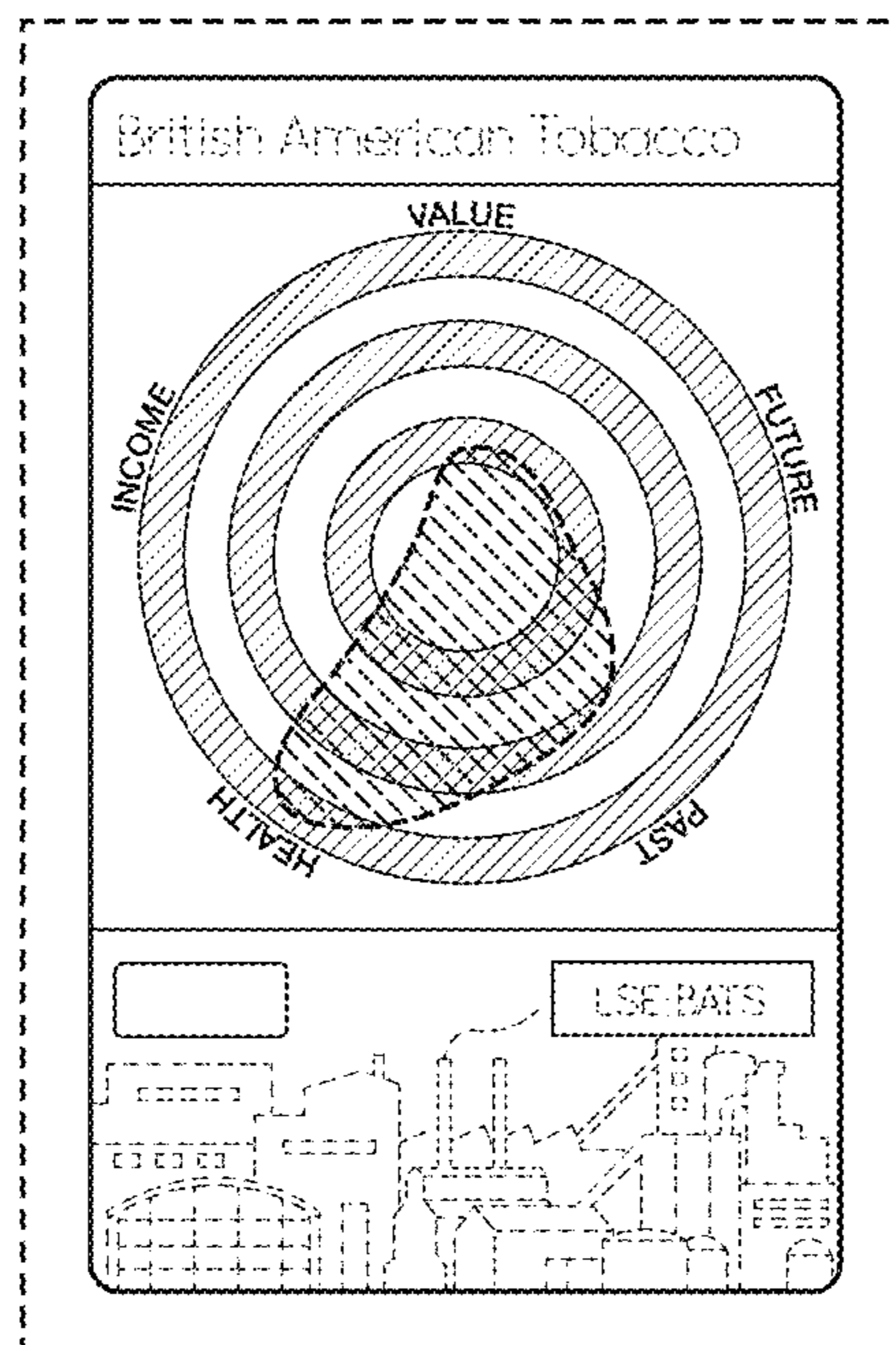


Fig. 1

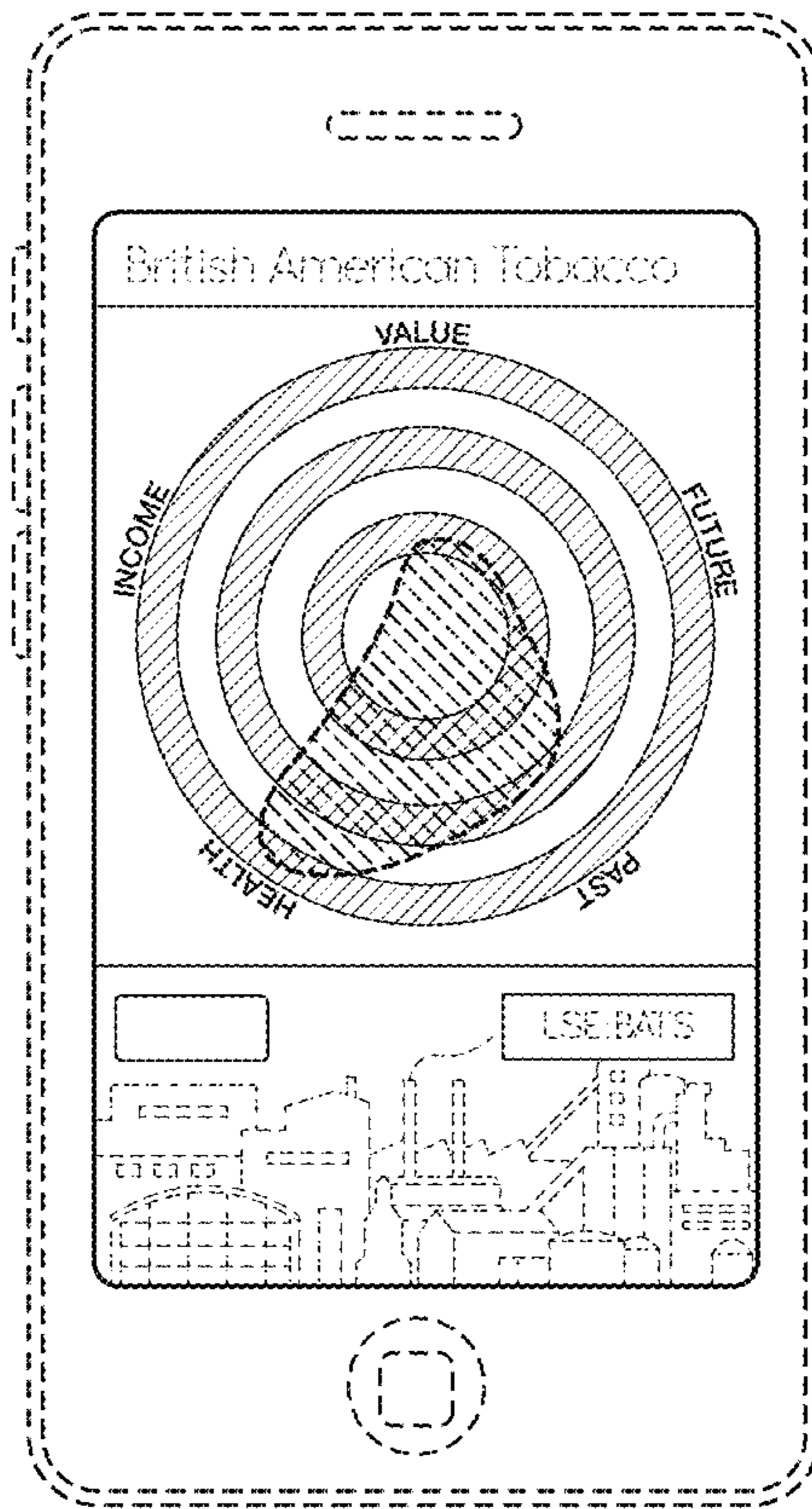


Fig. 2