



US00D807353S

(12) **United States Design Patent**
Chana et al.

(10) **Patent No.:** **US D807,353 S**
(45) **Date of Patent:** **** Jan. 9, 2018**

(54) **COMPUTER CASE**

(71) Applicant: **Hanaps Enterprises**, Fremont, CA
(US)

(72) Inventors: **Harjitpal S. Chana**, San Jose, CA
(US); **Rajeev D. Kuruppu**, Livermore,
CA (US)

(73) Assignee: **Hanaps Enterprises**, Fremont, CA
(US)

(**) Term: **15 Years**

(21) Appl. No.: **29/589,303**

(22) Filed: **Dec. 29, 2016**

(51) **LOC (11) Cl.** **14-02**

(52) **U.S. Cl.**
USPC **D14/349**

(58) **Field of Classification Search**
USPC D14/240, 300, 301, 308, 313, 314,
D14/348-358, 364-368, 432; D13/123,
D13/158, 184, 199
CPC . G06F 1/20; G06F 1/181; G06F 1/187; G06F
1/183; G06F 1/184; G06F 1/16; H05K
7/16; H05K 7/20; H05K 7/1424; H05K
7/1409; H05K 7/20545; H05K 7/20727;
H05K 7/1425; H05K 7/1488; H05K
7/183; H05K 7/14; H05K 5/00; H05K
7/00; G11B 33/126; G11B 33/128; G11B
33/08; G11B 33/02; H05H 7/20
See application file for complete search history.

(56) **References Cited**

U.S. PATENT DOCUMENTS

D276,234 S * 11/1984 Banks D14/433
D338,469 S * 8/1993 Alden D13/184

D365,348 S * 12/1995 Card D13/184
D531,589 S * 11/2006 Hsu D13/184
D625,308 S * 10/2010 Chen D14/356
D686,614 S * 7/2013 Tan D14/240
2009/0195976 A1* 8/2009 Chang G06F 1/187
361/679.34

* cited by examiner

Primary Examiner — Freda S Nunn

(74) *Attorney, Agent, or Firm* — Douglas L. Weller

(57) **CLAIM**

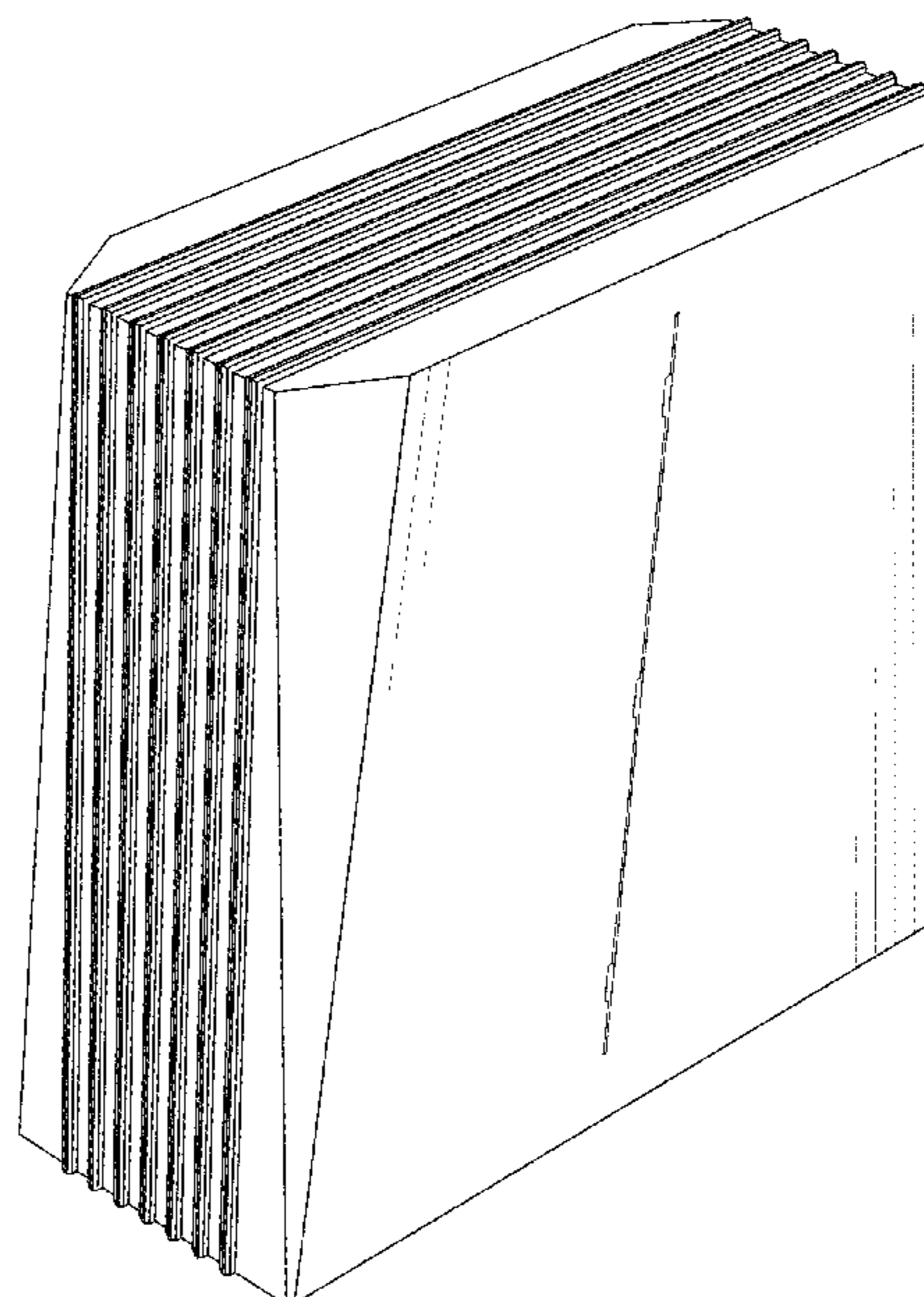
The ornamental design for a computer case, as shown and described.

DESCRIPTION

FIG. 1 is a top front right perspective view of the computer case.
FIG. 2 is a top rear left perspective view of the computer case.
FIG. 3 is a front elevational view of the computer case.
FIG. 4 is a rear elevational view of the computer case.
FIG. 5 is a right side elevational view of the computer case.
FIG. 6 is a left side elevational view of the computer case.
FIG. 7 is a top plan view of the computer case.
FIG. 8 is a bottom plan view of the computer case; and,
FIG. 9 is a top front right perspective view of the computer case illustrating with broken lines a potential location of a logo.

In the drawings, the broken lines are included only for the purpose of illustrating environment and form no part of the claimed design.

1 Claim, 7 Drawing Sheets



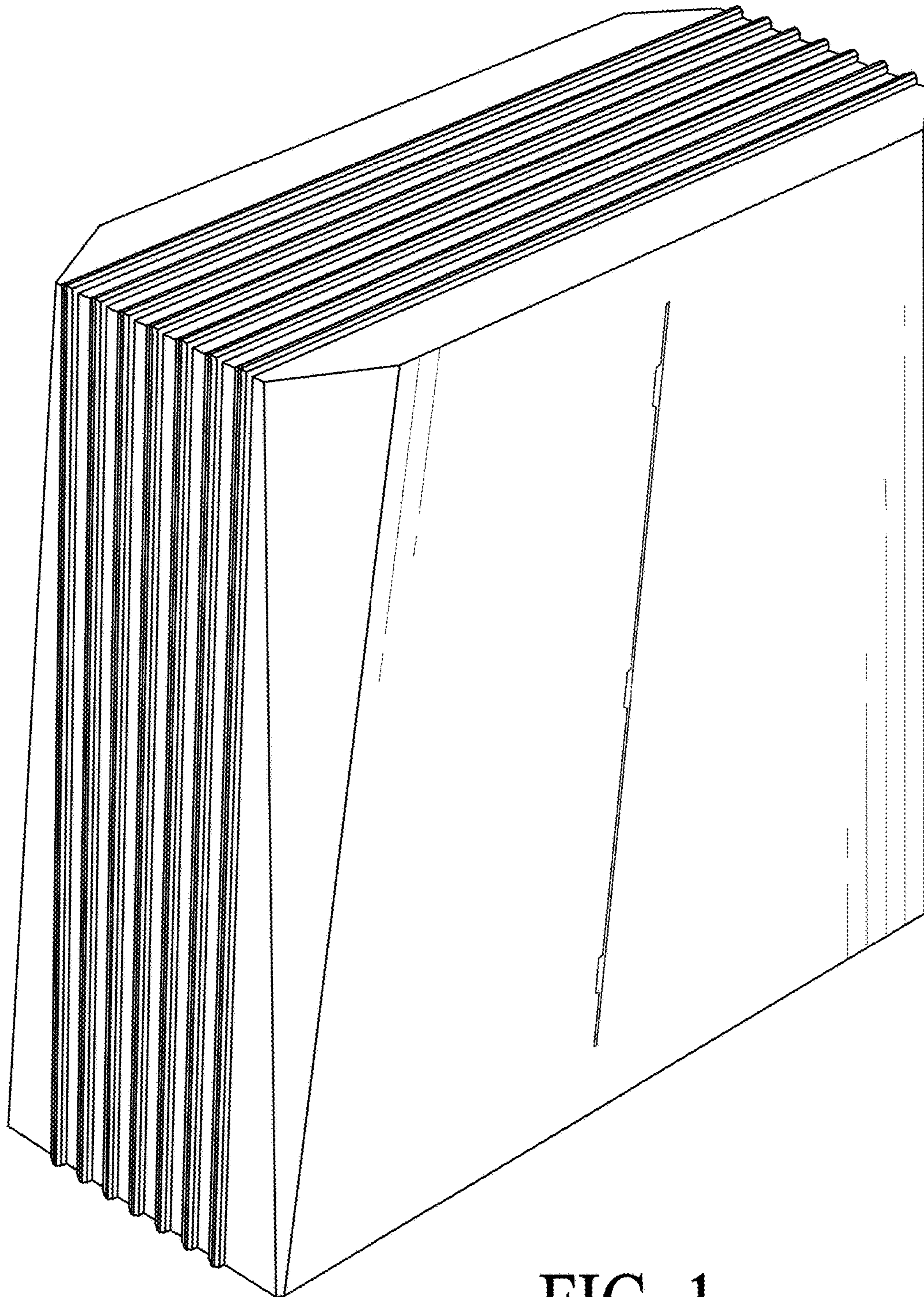


FIG. 1

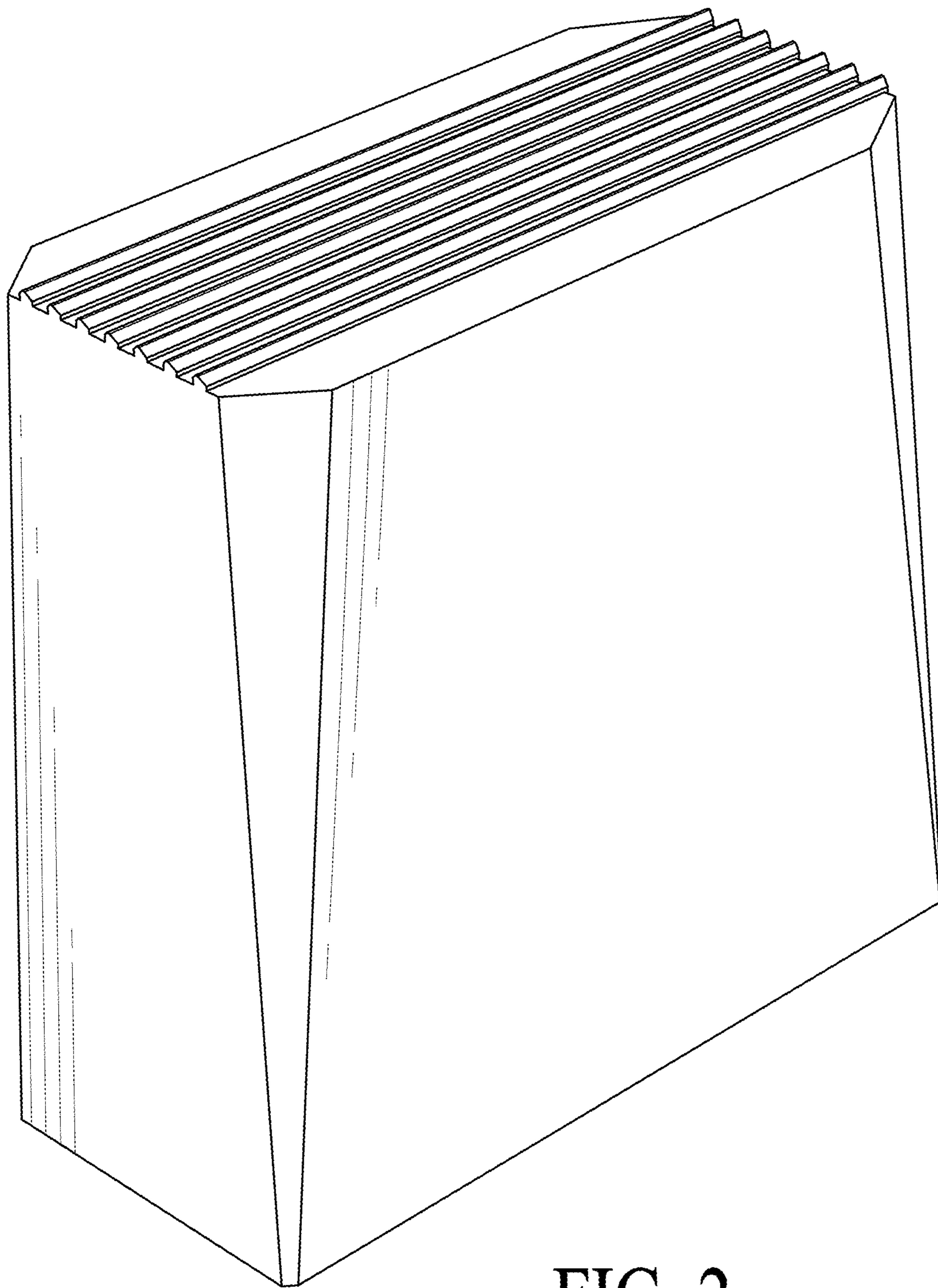


FIG. 2




FIG. 3




FIG. 4




FIG. 5




FIG. 6




FIG. 7




FIG. 8

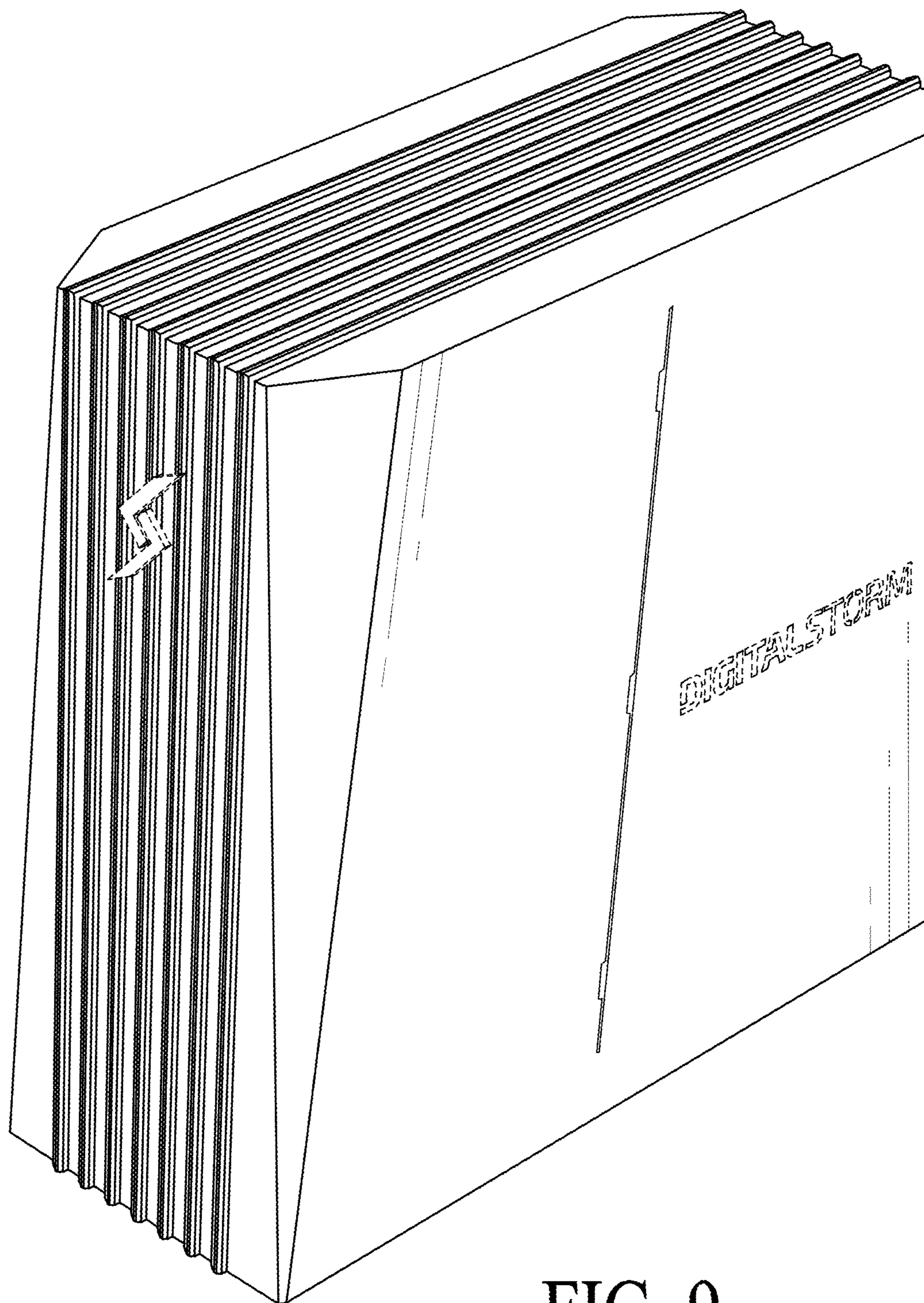


FIG. 9