



US00D807329S

(12) **United States Design Patent**
Kim

(10) **Patent No.:** **US D807,329 S**

(45) **Date of Patent:** **** Jan. 9, 2018**

(54) **PORTABLE AUDIO PLAYER**

(56) **References Cited**

(71) Applicant: **JD SOUND CO., LTD.**, Ansan-si,
Gyeonggi-do (KR)

(72) Inventor: **Hee Chan Kim**, Suwon-si (KR)

(73) Assignee: **JD SOUND CO., LTD.**, Ansan-si,
Gyeonggi-Do (KR)

(**) Term: **15 Years**

(21) Appl. No.: **29/581,270**

(22) Filed: **Oct. 18, 2016**

(30) **Foreign Application Priority Data**

Jul. 5, 2016 (KR) 30-2016-0032710

(51) **LOC (11) Cl.** **14-03**

(52) **U.S. Cl.**
USPC **D14/217**

(58) **Field of Classification Search**
USPC D14/217, 258, 434, 496, 162, 167, 175,
D14/188, 196-198

CPC ... H04L 5/0055; H04L 5/0057; H04L 5/0048;
H04L 63/0853; H04L 63/0861; H04L
63/608; H04L 67/12; H04L 67/306; H04L
12/2807; H04L 12/282; H04L 12/2854;
H04L 12/4633; H04L 1/0003; H04L
1/0054; H04L 1/1861; H04L 1/0836;
H04L 41/0631; H04L 41/064; H04L
41/22; H04L 41/5038; H04L 43/08; H04L
43/0817; H04L 43/0894; H04L 43/16;
H04L 43/18; H04L 47/28; H04L 47/32;
H04L 5/0035; H04L 61/6068; H04L
63/0428

See application file for complete search history.

U.S. PATENT DOCUMENTS

| | | | | | | |
|----------|---|---|---------|-----------|-------|---------|
| D760,196 | S | * | 6/2016 | O'Donnell | | D14/217 |
| D771,020 | S | * | 11/2016 | O'Donnell | | D14/217 |
| D772,200 | S | * | 11/2016 | Tschetter | | D14/217 |
| D778,261 | S | * | 2/2017 | Ito | | D14/217 |
| D778,262 | S | * | 2/2017 | Ito | | D14/217 |
| D783,001 | S | * | 4/2017 | Tschetter | | D14/217 |

* cited by examiner

Primary Examiner — Ian Simmons

Assistant Examiner — Khawaja Anwar

(74) *Attorney, Agent, or Firm* — Revolution IP, PLLC

(57) **CLAIM**

The ornamental design for portable audio player, as shown and described.

DESCRIPTION

FIG. 1 is an overall view of the portable audio player claimed in this application (“claimed design”); FIG. 2 is a front view of the claimed design; FIG. 3 is a rear view of the claimed design; FIG. 4 is a left side view of the claimed design; FIG. 5 is a right side view of the claimed design; FIG. 6 is a top view of the claimed design; and, FIG. 7 is a bottom view of the claimed design. The broken lines shown in the figure drawings represent unclaimed portions of the portable audio player and form no part of the claimed design.

1 Claim, 7 Drawing Sheets

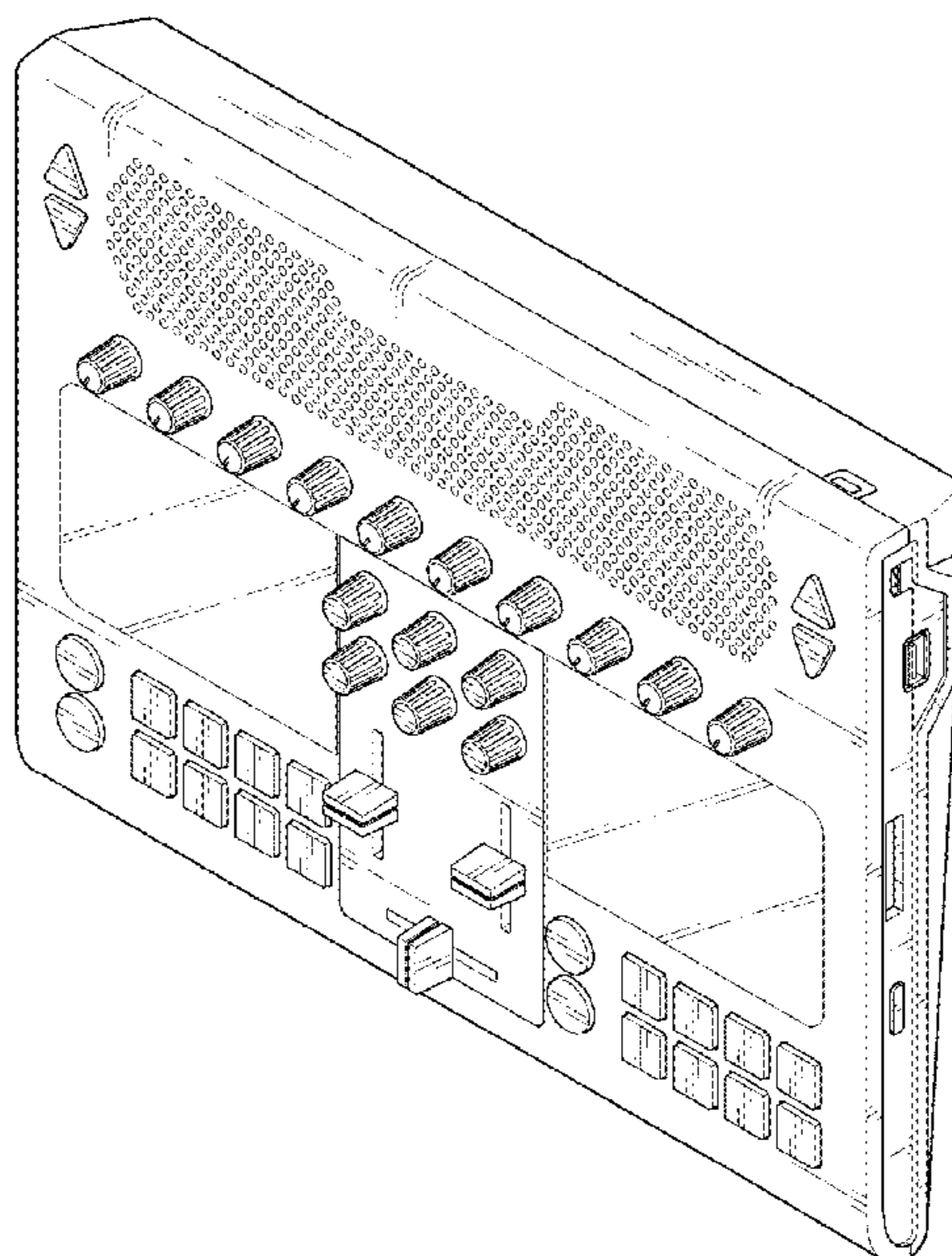


Fig. 1

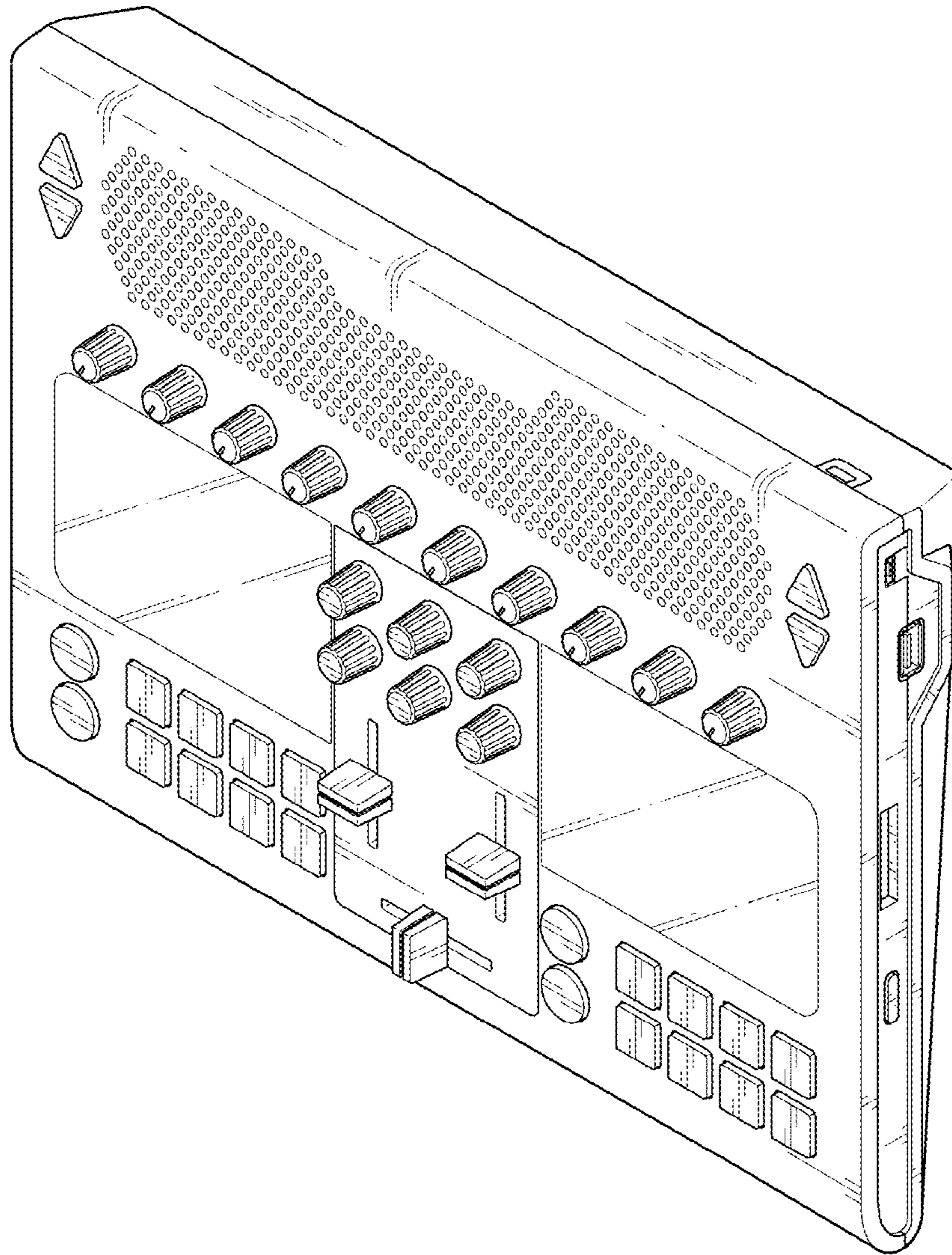


Fig. 2

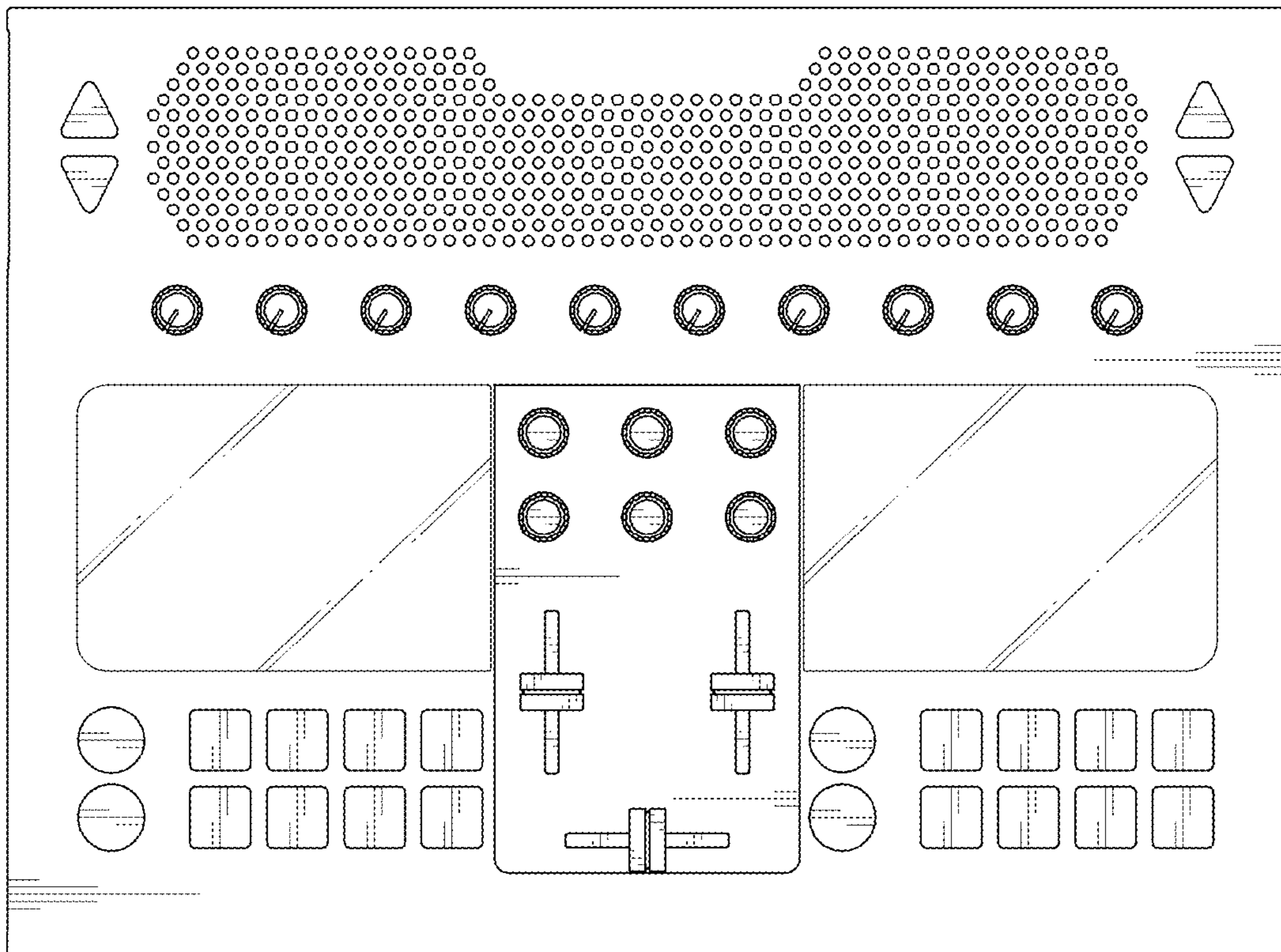


Fig. 3




Fig. 4

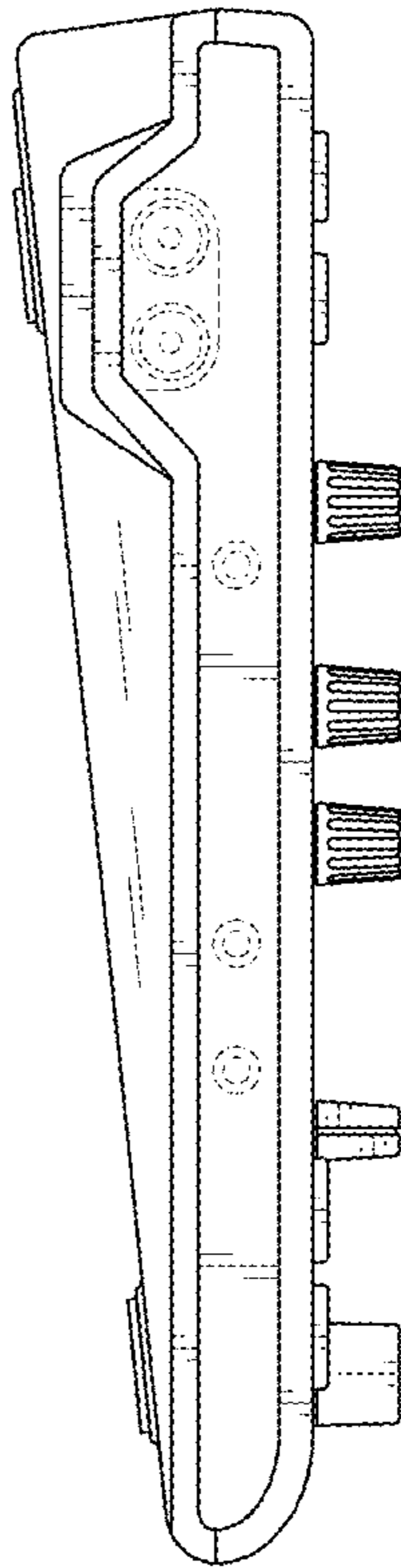


Fig. 5

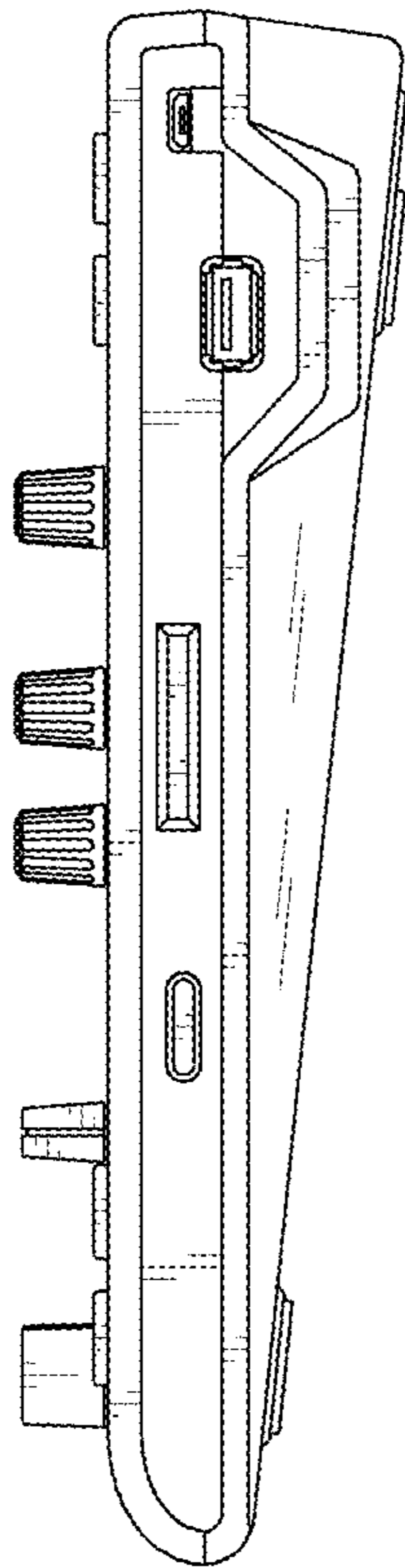


Fig. 6

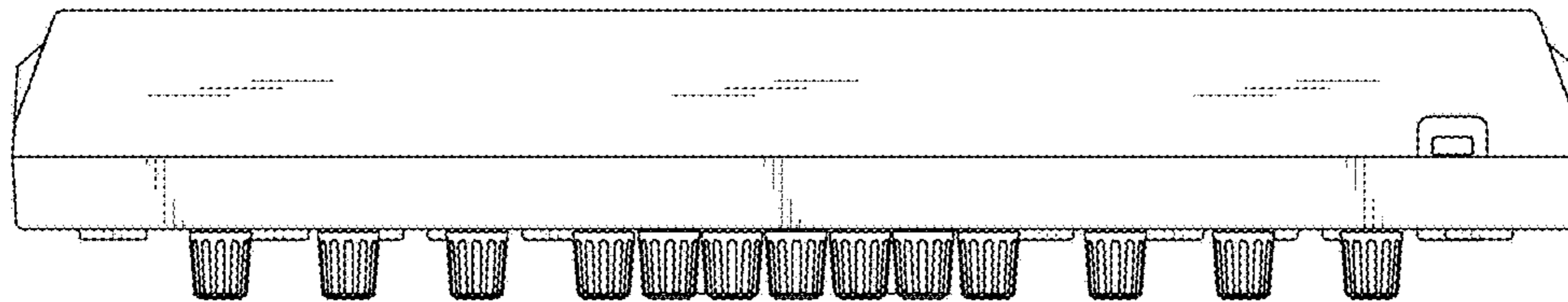


Fig. 7

