



US00D807317S

(12) **United States Design Patent** (10) **Patent No.:** **US D807,317 S**
Yang et al. (45) **Date of Patent:** **** Jan. 9, 2018**

(54) **MOBILE PHONE**

(71) Applicant: **ZTE CORPORATION**, Guangdong (CN)

(72) Inventors: **Zifei Yang**, Guangdong (CN); **Yaojiang Du**, Guangdong (CN)

(73) Assignee: **ZTE Corporation**, Shenzhen (CN)

(**) Term: **15 Years**

(21) Appl. No.: **35/501,407**

(22) Filed: **May 18, 2016**

(80) **Hague Agreement Data**

Int. Filing Date: **May 18, 2016**

Int. Reg. No.: **DM/091988**

Int. Reg. Date: **May 18, 2016**

Int. Reg. Pub. Date: **Aug. 19, 2016**

(30) **Foreign Application Priority Data**

Jan. 18, 2016 (CN) 2016 3 0017098

Mar. 28, 2016 (CN) 2016 3 0095075

(51) **LOC (11) Cl.** **14-03**

(52) **U.S. Cl.**
USPC **D14/138 G**

(58) **Field of Classification Search**

USPC D14/137, 138 G, 138 AD, 138 R,
D14/138 AC, 247, 248

CPC H04M 1/0237; H04M 1/0239; H04M
1/0266; H04M 1/0268; H04M 1/027;
H04M 1/0295

See application file for complete search history.

(56) **References Cited**

U.S. PATENT DOCUMENTS

D736,737 S * 8/2015 Lee D14/138 G

D755,151 S * 5/2016 Kim D14/138 G

D765,067 S * 8/2016 Choe D14/248

D772,852 S * 11/2016 Choe D14/138 C

(Continued)

Primary Examiner — Melanie H Tung

Assistant Examiner — Bao-Yen Nguyen

(74) *Attorney, Agent, or Firm* — Oppedahl Patent Law Firm LLC

(57) **CLAIM**

The ornamental design for a mobile phone, as shown and described.

DESCRIPTION

1.-2. Mobile phones

1.1 : Perspective

1.2 : Front

1.3 : Back

1.4 : Left

1.5 : Right

1.6 : Top

1.7 : Bottom

1.8 : Perspective

2.1 : Perspective

2.2 : Front

2.3 : Back

2.4 : Left

2.5 : Right


2.6 : Top

2.7 : Bottom

2.8 : Perspective

Fig. 1.1 is a perspective view of a mobile phone showing a first embodiment of our new design; fig. 1.2 is a front view thereof; fig. 1.3 is a back view thereof; fig. 1.4 is a left side

(Continued)



view thereof; fig. 1.5 is a right side view thereof; fig. 1.6 is a top view thereof; fig. 1.7 is a bottom view thereof; fig. 1.8 is another perspective view thereof; fig. 2.1 is a perspective view of a mobile phone showing a second embodiment of our new design; fig. 2.2 is a front view thereof; fig. 2.3 is a back view thereof; fig. 2.4 is a left side view thereof; fig. 2.5 is a right side view thereof; fig. 2.6 is a top view thereof; fig. 2.7 is a bottom view thereof; fig.2.8 is another perspective view thereof.

1 Claim, 16 Drawing Sheets

(56)

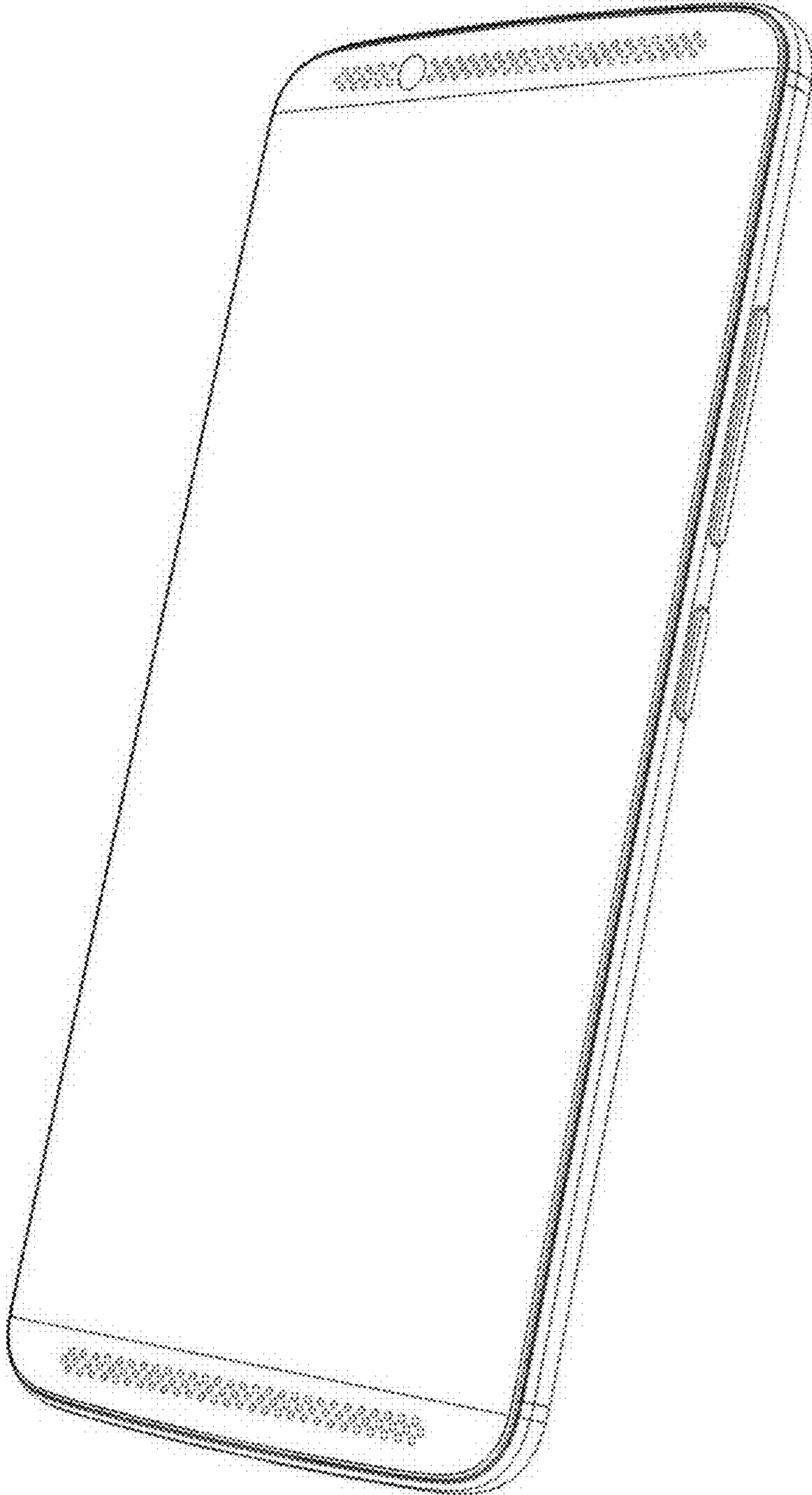
References Cited

U.S. PATENT DOCUMENTS


D783,565	S	*	4/2017	Kim	D14/138	G
D783,566	S	*	4/2017	Kim	D14/138	G
D784,278	S	*	4/2017	Yoon	D14/138	AA
D784,315	S	*	4/2017	Ryu	D14/248	
D784,949	S	*	4/2017	Kim	D14/138	G
D786,213	S	*	5/2017	Seo	D14/138	G
D788,088	S	*	5/2017	Ryu	D14/248	
D788,753	S	*	6/2017	Kim	D14/248	
2015/0109170	A1	*	4/2015	Kang	G06F 1/182	
						343/702	

* cited by examiner


1.1




1.2



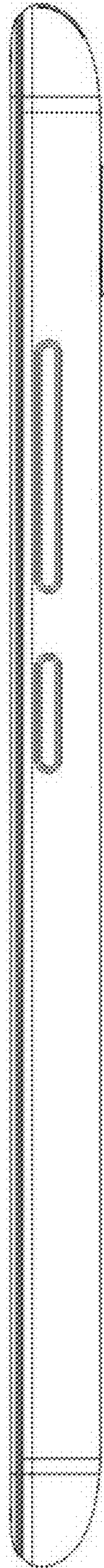
1.3




1.4




1.5



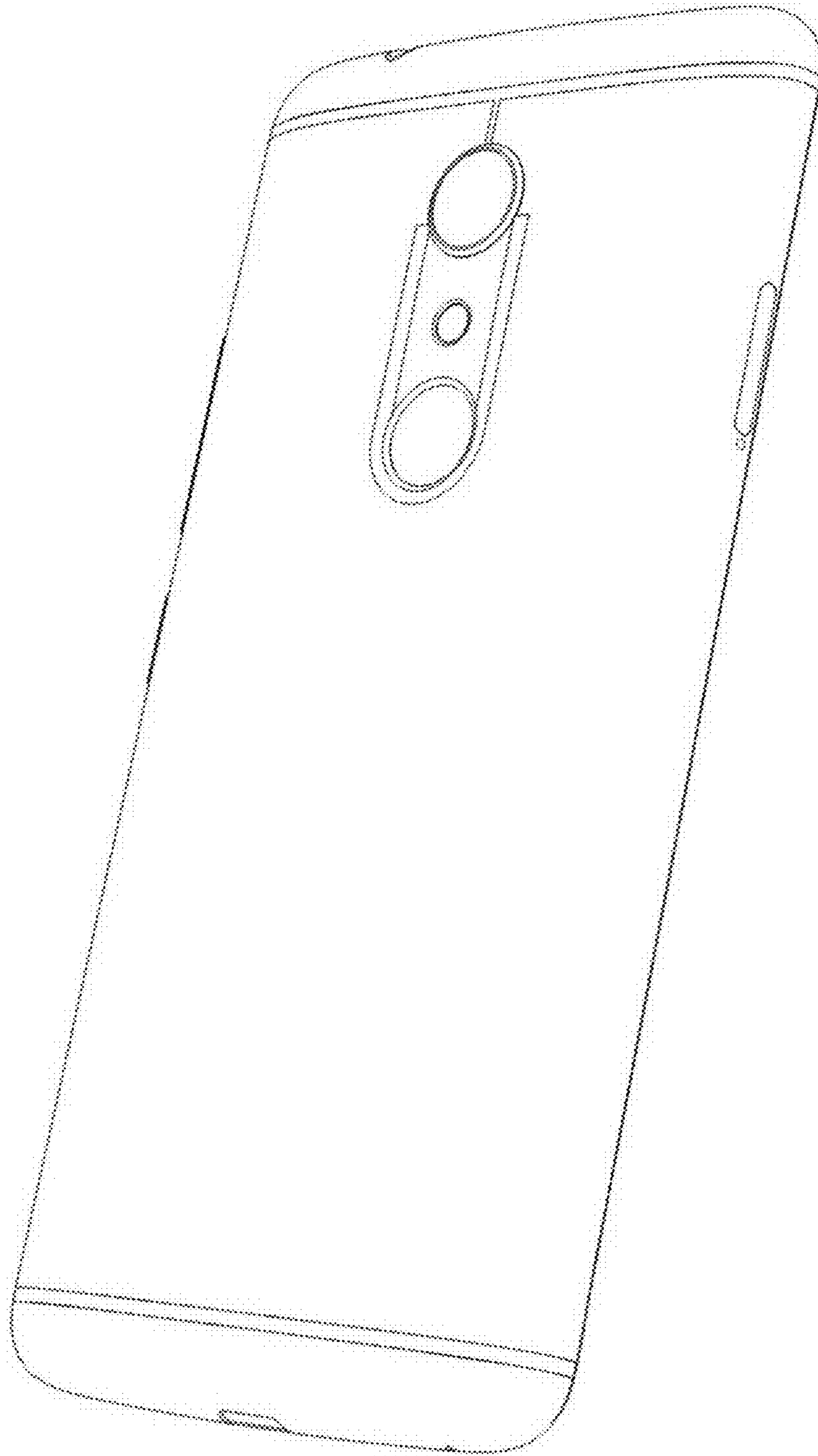
1.6




1.7




1.8




2.1




2.2




2.3



2.4



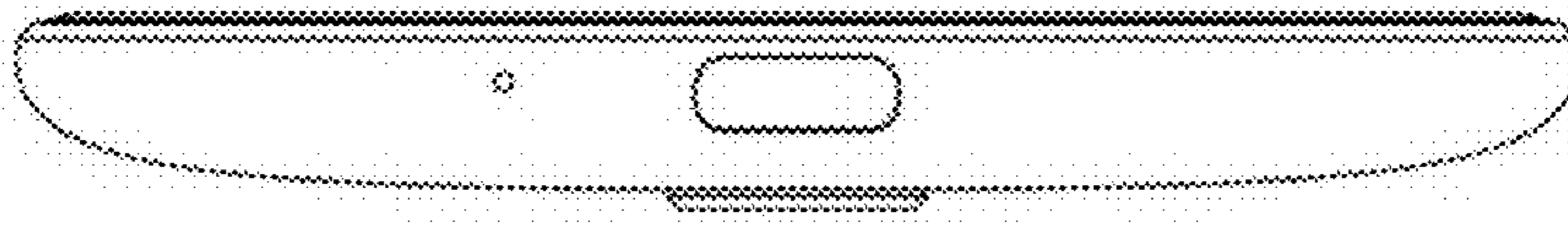
2.5



2.6



2.7



2.8

