

US00D807315S

(12) **United States Design Patent**  
**Shin et al.**

(10) **Patent No.:** **US D807,315 S**

(45) **Date of Patent:** **\*\* Jan. 9, 2018**

(54) **MOBILE PHONE**

(71) Applicant: **LG ELECTRONICS INC.**, Seoul (KR)

(72) Inventors: **Jihoon Shin**, Seoul (KR); **Hyon Kim**, Seoul (KR)

(73) Assignee: **LG Electronics Inc.**, Seoul (KR)

(\*\*) Term: **15 Years**

(21) Appl. No.: **29/550,069**

(22) Filed: **Dec. 30, 2015**

(30) **Foreign Application Priority Data**

Jul. 1, 2015 (KR) ..... 30-2015-0033222

(51) **LOC (11) Cl.** ..... **14-03**

(52) **U.S. Cl.**  
USPC ..... **D14/138 G**

(58) **Field of Classification Search**  
USPC ..... D14/138 G, 138 AD, 248, 138 R,  
D14/138 AC, 247, 137, 341-347  
CPC ..... H04M 1/0202; H04M 1/0235; H04M  
1/0237; H04M 1/0239; H04M 1/0266;  
H04M 1/0268; H04M 1/027; H04M  
1/0295

See application file for complete search history.

(56) **References Cited**

**U.S. PATENT DOCUMENTS**

D552,580 S *	10/2007	Mun	.....	D14/138 AD
D578,500 S *	10/2008	Lee	.....	D14/138 G
D585,044 S *	1/2009	Seo	.....	D14/138 AD
D589,487 S *	3/2009	Park	.....	D14/138 AD
D594,433 S *	6/2009	Seo	.....	D14/138 AD
D600,672 S *	9/2009	Kim	.....	D14/203.1
D605,158 S *	12/2009	Hung	.....	D14/138 G
D618,650 S *	6/2010	Hyun	.....	D14/138 AD
D622,248 S *	8/2010	Kwon	.....	D14/138 AD
D629,782 S *	12/2010	Kim	.....	D14/138 G

(Continued)

**OTHER PUBLICATIONS**

LG G3, announced May 2014, [online], [retrieved on Apr. 15, 2016]. Retrieved from Internet ,<URL: http://www.gsmarena.com>.\*

(Continued)

*Primary Examiner* — Bridget L Eland

(74) *Attorney, Agent, or Firm* — Birch, Stewart, Kolasch & Birch, LLP

(57) **CLAIM**

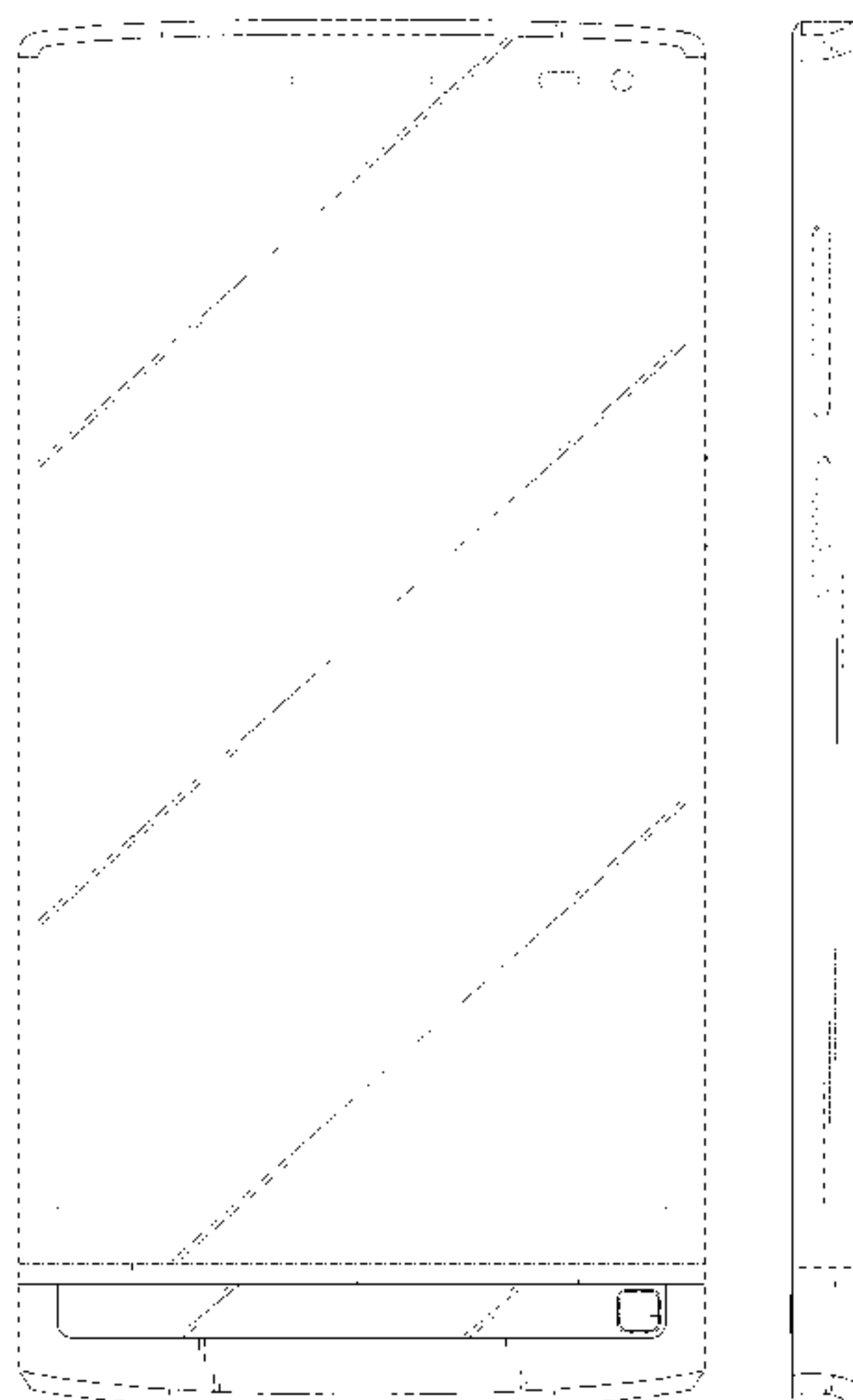
The ornamental design for a mobile phone, as shown and described.

**DESCRIPTION**

FIG. 1 is a from perspective view of a mobile phone showing our new design;  
FIG. 2 is a front view thereof;  
FIG. 3 is a rear view thereof;  
FIG. 4 is a left side view thereof;  
FIG. 5 is a right side view thereof;  
FIG. 6 is a lop plan view thereof;  
FIG. 7 is a bottom plan view thereof;  
FIG. 8 is a rear perspective view thereof;  
FIG. 9 is another front view thereof, showing the lower main body separated from the upper main body; and,  
FIG. 10 is another front view thereof shown with environment.

The dot dash broken lines in FIG. 9 indicate the path along which the lower main body is separated from the upper main body and form no part of the claimed design. The broken lines consistently shown immediately adjacent to the claim, encompassing unshaded regions, represent the bounds of the claimed design while all other broken lines are directed to environment and are for illustrative purposes only; the broken lines form no part of the claimed design.

**1 Claim, 9 Drawing Sheets**



(56)

**References Cited**

## U.S. PATENT DOCUMENTS

D633,063 S \* 2/2011 Hachiya ..... D14/138 G  
D635,113 S \* 3/2011 Park ..... D14/138 G  
D635,537 S \* 4/2011 Kim ..... D14/138 G  
D635,952 S \* 4/2011 Park ..... D14/138 G  
D640,662 S \* 6/2011 Hwang ..... D14/138 AD  
D651,998 S \* 1/2012 Marsh ..... D14/138 G  
D657,332 S \* 4/2012 Veiga ..... D14/138 G  
D677,233 S \* 3/2013 Mauritzson ..... D14/138 G  
D687,405 S \* 8/2013 Takei ..... D14/138 G  
D713,812 S \* 9/2014 Hachiya ..... D14/138 G  
D749,536 S \* 2/2016 Hachiya ..... D14/138 G  
D756,948 S \* 5/2016 Kim ..... D14/138 G  
D767,521 S \* 9/2016 Joung ..... D14/138 AD  
D783,566 S \* 4/2017 Kim ..... D14/138 G  
D789,318 S \* 6/2017 Seo ..... D14/138 G  
2013/0335901 A1 \* 12/2013 Sato ..... H04M 1/185  
361/679.01

## OTHER PUBLICATIONS

LG G3 S, announced Jul. 2014, [online], [retrieved on Apr. 15, 2016]. Retrieved from Internet ,<URL: <http://www.gsmarena.com>>.\*

Garmin-Asus A10, announced Apr. 2010, [online], [retrieved on Jun. 11, 2010]. Retrieved from Internet ,<URL: <http://www.gsmarena.com>>.\*

LG Magna, announced Feb. 2015, [online], [retrieved on Jan. 28, 2016]. Retrieved from Internet ,<URL: <http://www.gsmarena.com>>.\*

\* cited by examiner

FIG. 1

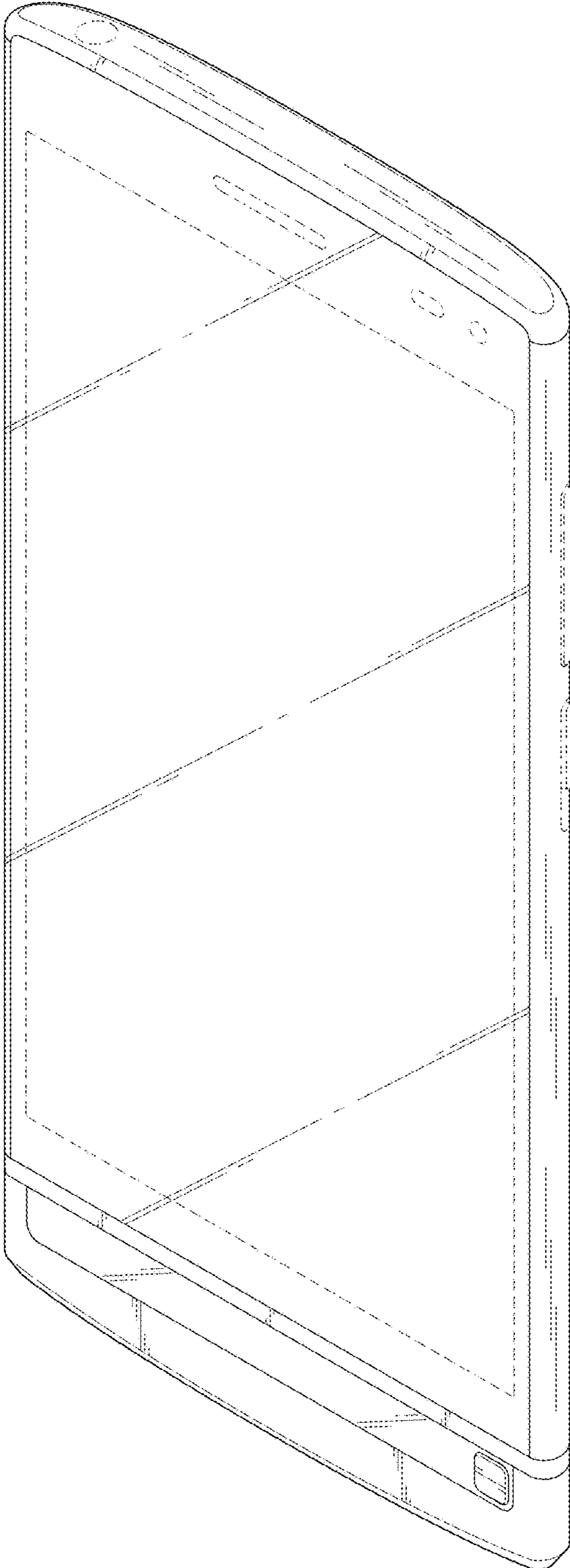


FIG. 2




FIG. 3

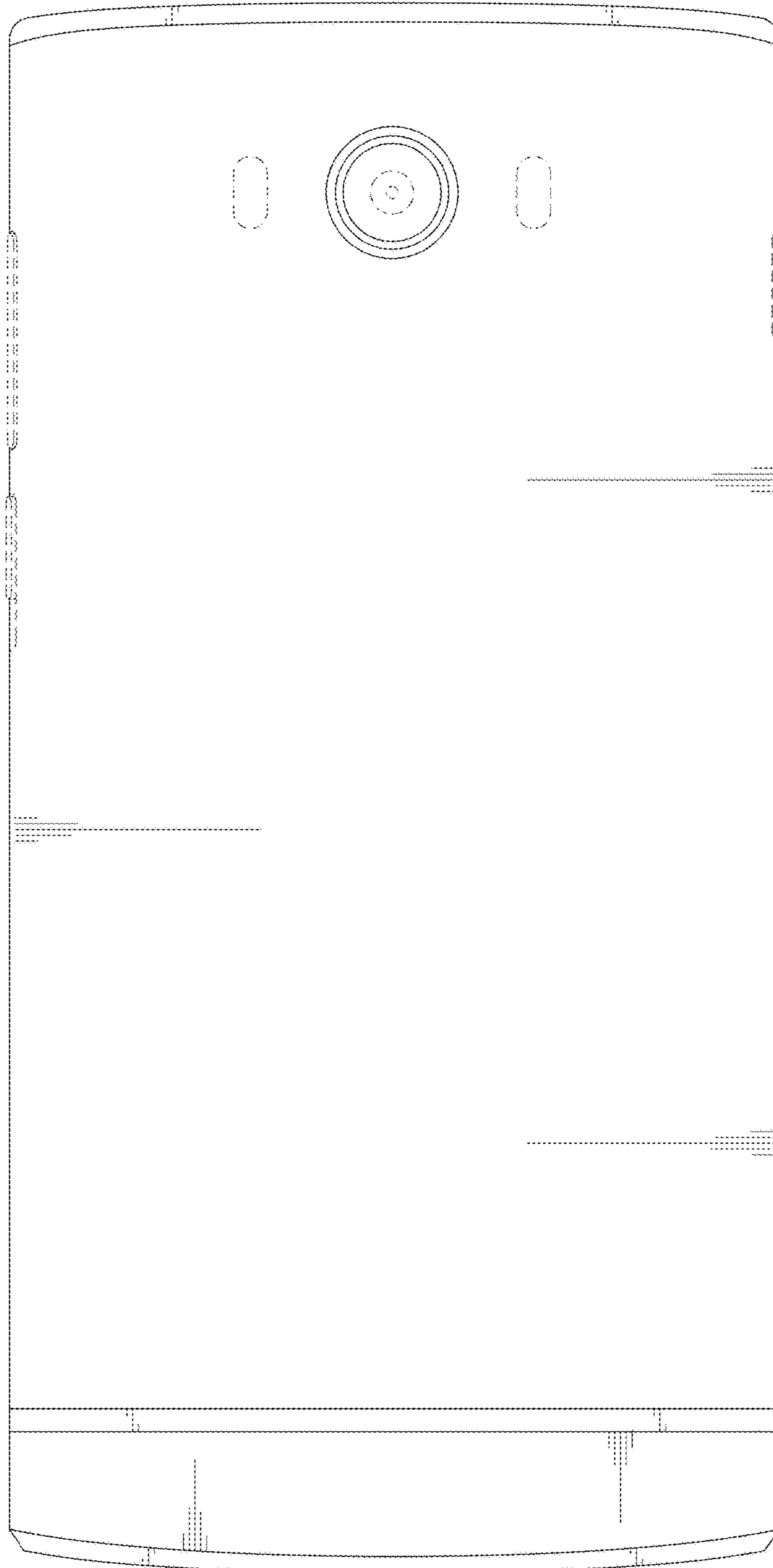


FIG. 4



FIG. 5






FIG. 6

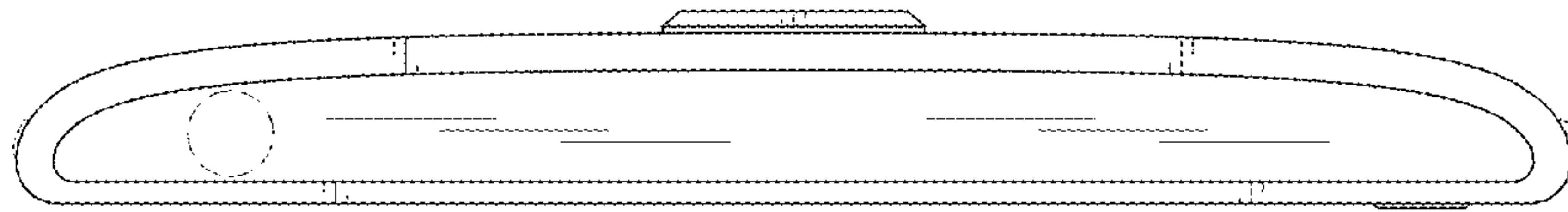


FIG. 7

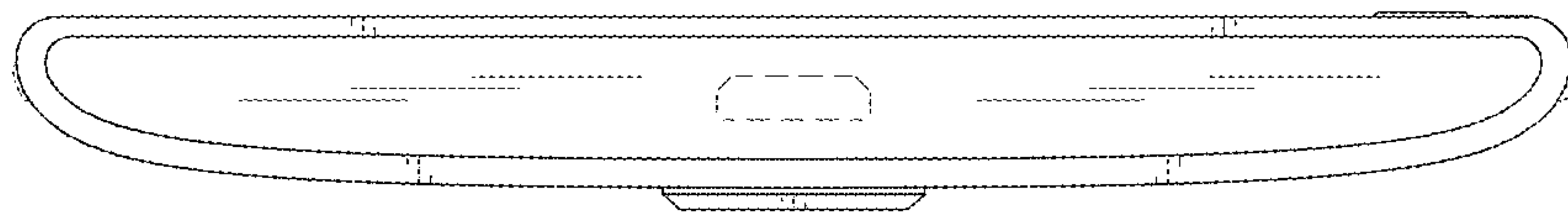




FIG. 8




FIG. 9

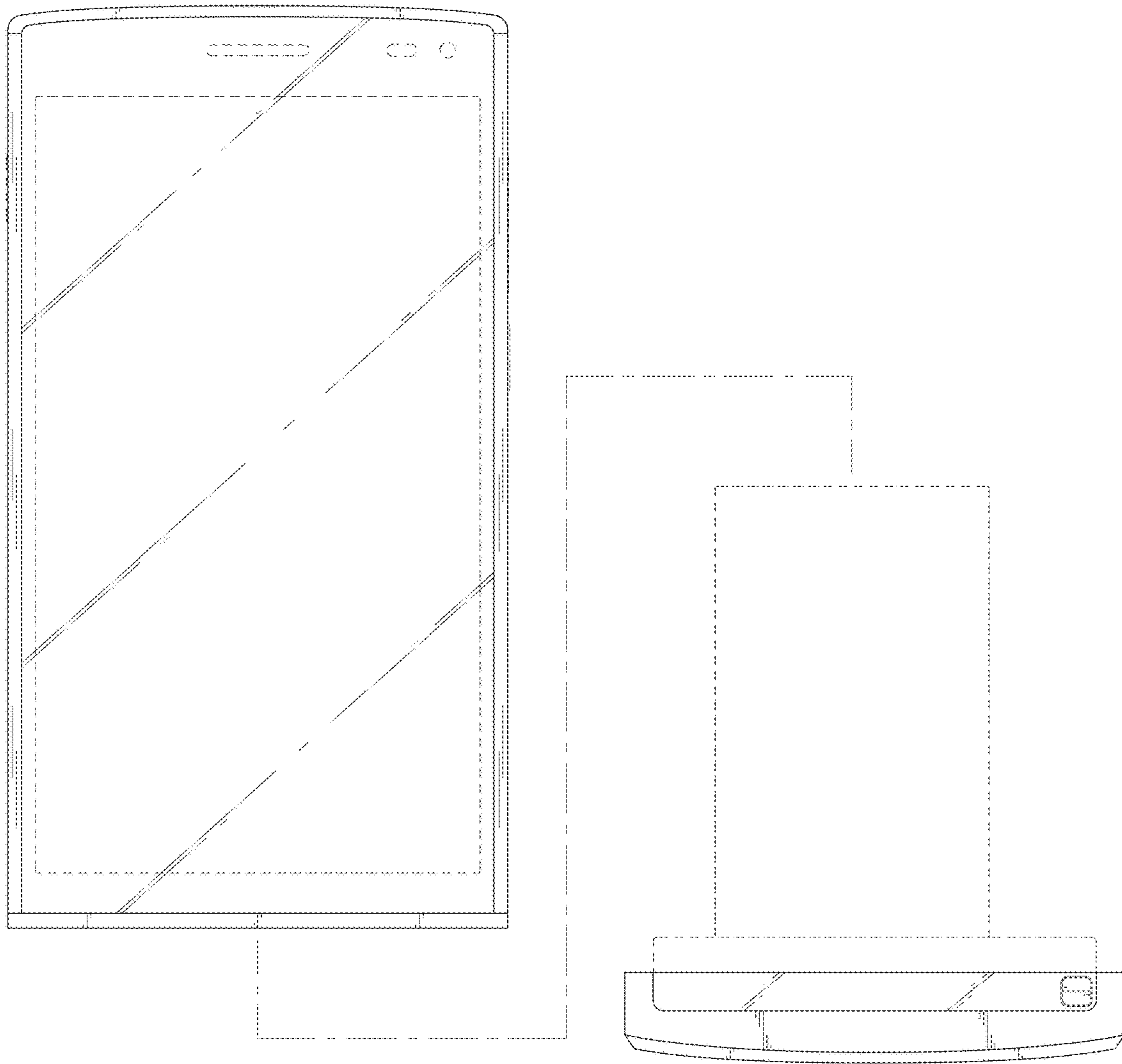


FIG. 10

