



US00D807308S

(12) **United States Design Patent**  
**Johnson et al.**

(10) **Patent No.:** **US D807,308 S**  
(45) **Date of Patent:** **\*\* Jan. 9, 2018**

- (54) **JOG DIAL FOR A SWITCH PANEL USER INTERFACE**
- (71) Applicant: **Caterpillar Inc.**, Peoria, IL (US)
- (72) Inventors: **Terril James Johnson**, Washington, IL (US); **Ashley Dallas Menges**, Clayton, NC (US)
- (73) Assignee: **Caterpillar Inc.**, Peoria, IL (US)
- (\*\*) Term: **15 Years**
- (21) Appl. No.: **29/573,814**
- (22) Filed: **Aug. 10, 2016**
- (51) **LOC (11) Cl.** ..... **13-03**
- (52) **U.S. Cl.**  
USPC ..... **D13/174**
- (58) **Field of Classification Search**  
USPC ..... D13/162, 171, 174, 177; D8/300, 307, D8/310, 312  
CPC .. H01H 3/02; H01H 3/08; H01H 3/12; H01H 3/16; H01H 13/04; H01H 13/14; H01H 19/04; H01H 19/14; H05K 5/0017; H05K 5/0026; G05G 1/08; G05G 1/10; G06F 3/0362; H02G 3/14  
See application file for complete search history.

7,223,926	B1 *	5/2007	Gannon	.....	G05G 1/082
					200/11 R
D570,300	S *	6/2008	Weinberg	.....	D13/174
7,450,108	B2 *	11/2008	Clabunde	.....	G05G 9/047
					200/18
7,680,574	B2 *	3/2010	Berg	.....	B60K 35/00
					345/173
8,067,709	B2 *	11/2011	Han	.....	B62D 1/046
					200/336
D698,754	S *	2/2014	Vuillet	.....	D13/168
8,698,030	B2 *	4/2014	Yokoyama	.....	G06F 3/03547
					200/600
8,901,443	B2 *	12/2014	Baker	.....	G06F 3/0362
					200/17 R
8,987,620	B2 *	3/2015	Gohng	.....	G06F 3/016
					200/61.54
9,361,000	B2 *	6/2016	Furue	.....	G06F 3/0482
9,423,894	B2 *	8/2016	Olsson	.....	G05G 9/047
D765,611	S *	9/2016	Kaliauer	.....	D13/177
9,542,017	B2 *	1/2017	Sakai	.....	B29C 45/16
9,607,789	B1 *	3/2017	Hodea	.....	H01H 13/58
9,646,781	B1 *	5/2017	Gluchman, Jr.	.....	H01H 13/14

(Continued)

Primary Examiner — Selina Sikder

(57) **CLAIM**

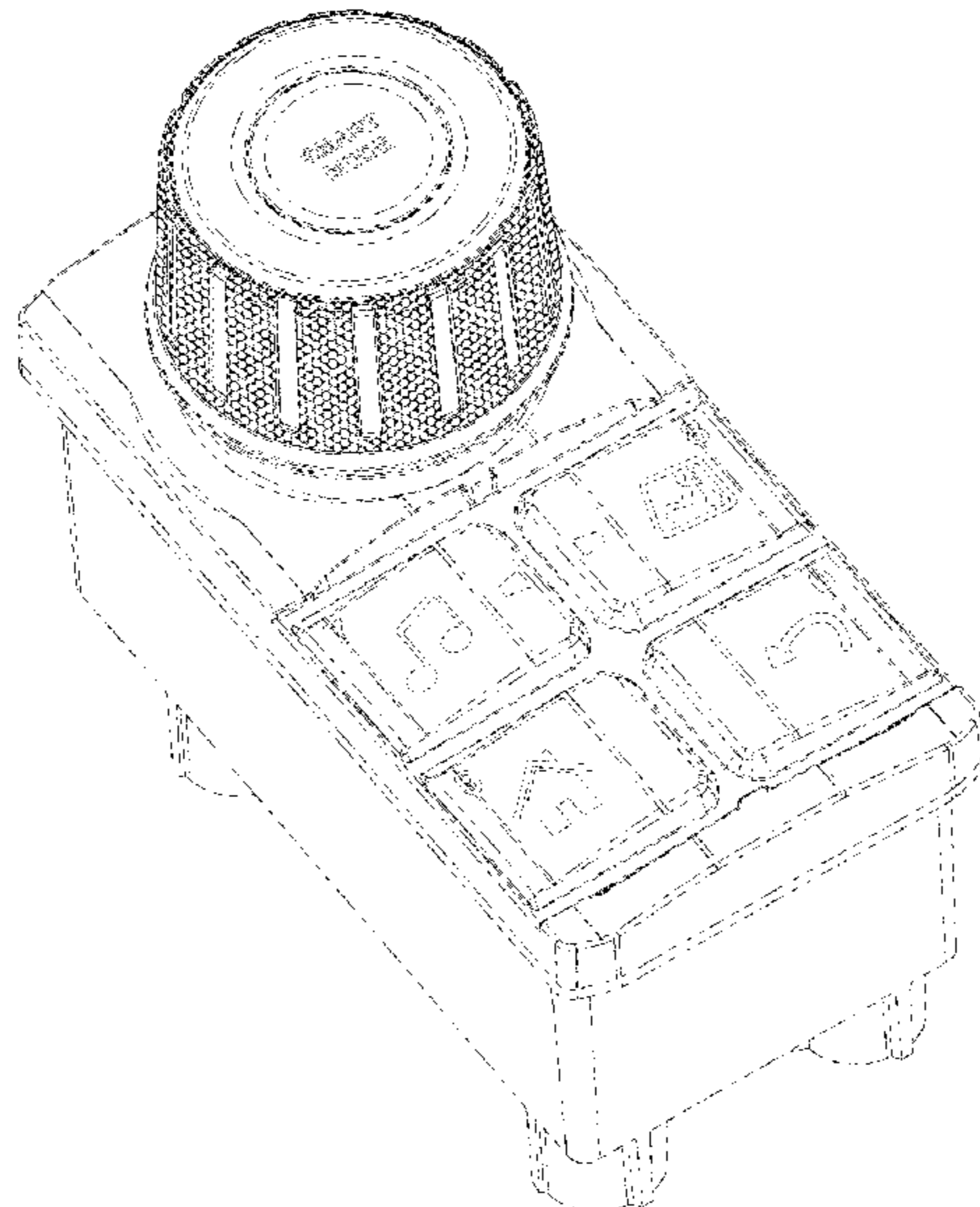
The ornamental design for a jog dial for a switch panel user interface, as shown and described.

**DESCRIPTION**

FIG. 1 is a perspective view of a jog dial for a switch panel user interface showing our new design;  
 FIG. 2 is a top view thereof;  
 FIG. 3 is a side view thereof; and,  
 FIG. 4 is a front view thereof.  
 The dashed broken lines represent structure or features which form no part of the claimed design; the broken lines themselves form no part of the claimed design.  
 The dot-dash broken lines represent boundaries of the claimed design; the dot-dash broken lines themselves form no part of the claimed design.

**1 Claim, 4 Drawing Sheets**

- (56) **References Cited**  
U.S. PATENT DOCUMENTS
- 4,373,405 A \* 2/1983 Geil ..... G05G 1/08 188/67
- D377,337 S \* 1/1997 Schaeffer ..... D13/171
- 5,765,449 A \* 6/1998 LeMire ..... G05G 1/12 16/441
- D432,998 S \* 10/2000 Decosse ..... D13/174
- D469,411 S \* 1/2003 Decosse ..... D13/171
- D507,543 S \* 7/2005 Ishii ..... D13/174
- D513,237 S \* 12/2005 Langner ..... D13/174



(56)

**References Cited**

U.S. PATENT DOCUMENTS

9,691,563	B2 *	6/2017	Okazaki	.....	H01H 3/12
9,710,077	B2 *	7/2017	Okazaki	.....	G06F 3/0362
2005/0189205	A1 *	9/2005	Fujii	.....	H01H 9/182
					200/314
2006/0237294	A1 *	10/2006	Greer	.....	H01H 1/5805
					200/313
2010/0000846	A1 *	1/2010	Nemetz	.....	B25F 5/00
					200/336
2012/0247934	A1 *	10/2012	Schmidt	.....	H01H 19/14
					200/336
2013/0313092	A1 *	11/2013	Inoue	.....	H01H 3/12
					200/341
2014/0380243	A1 *	12/2014	Furue	.....	G06F 3/0482
					715/835
2015/0041292	A1 *	2/2015	Sugiura	.....	H01H 13/14
					200/17 R
2015/0077954	A1 *	3/2015	Wang	.....	H01H 35/00
					361/752
2015/0150646	A1 *	6/2015	Pryor	.....	G06F 3/0362
					345/174
2015/0231969	A1 *	8/2015	Holl	.....	B60K 37/06
					345/158
2015/0251573	A1 *	9/2015	Misch	.....	B60N 2/665
					297/452.41
2015/0331441	A1 *	11/2015	Ho	.....	H05K 5/0239
					361/752
2015/0340178	A1 *	11/2015	Shimoyama	.....	H01H 3/022
					200/4
2016/0077588	A1 *	3/2016	Adams	.....	B60K 37/00
					345/174
2016/0085321	A1 *	3/2016	Jung	.....	G06F 3/0362
					345/184

\* cited by examiner

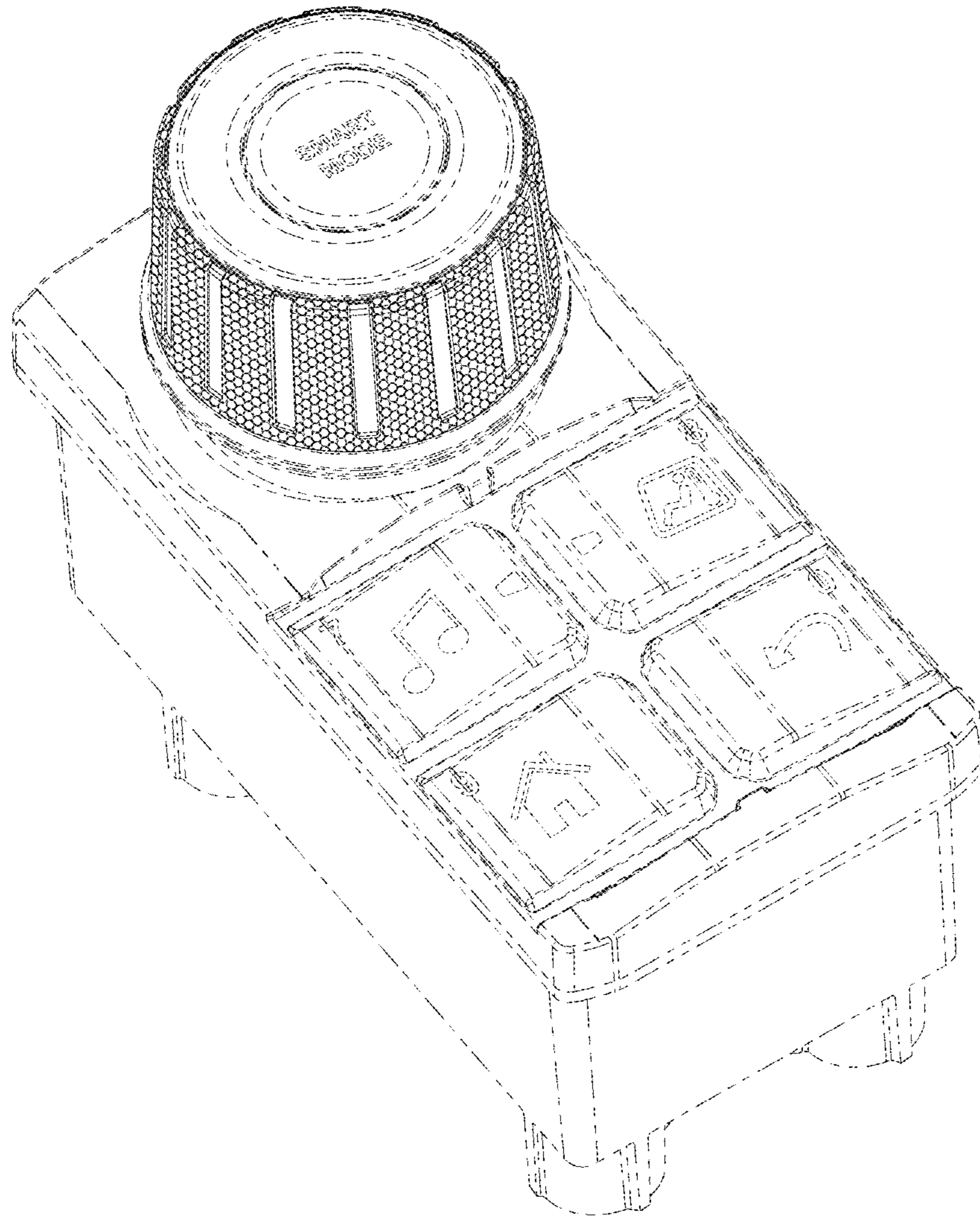


FIG. 1

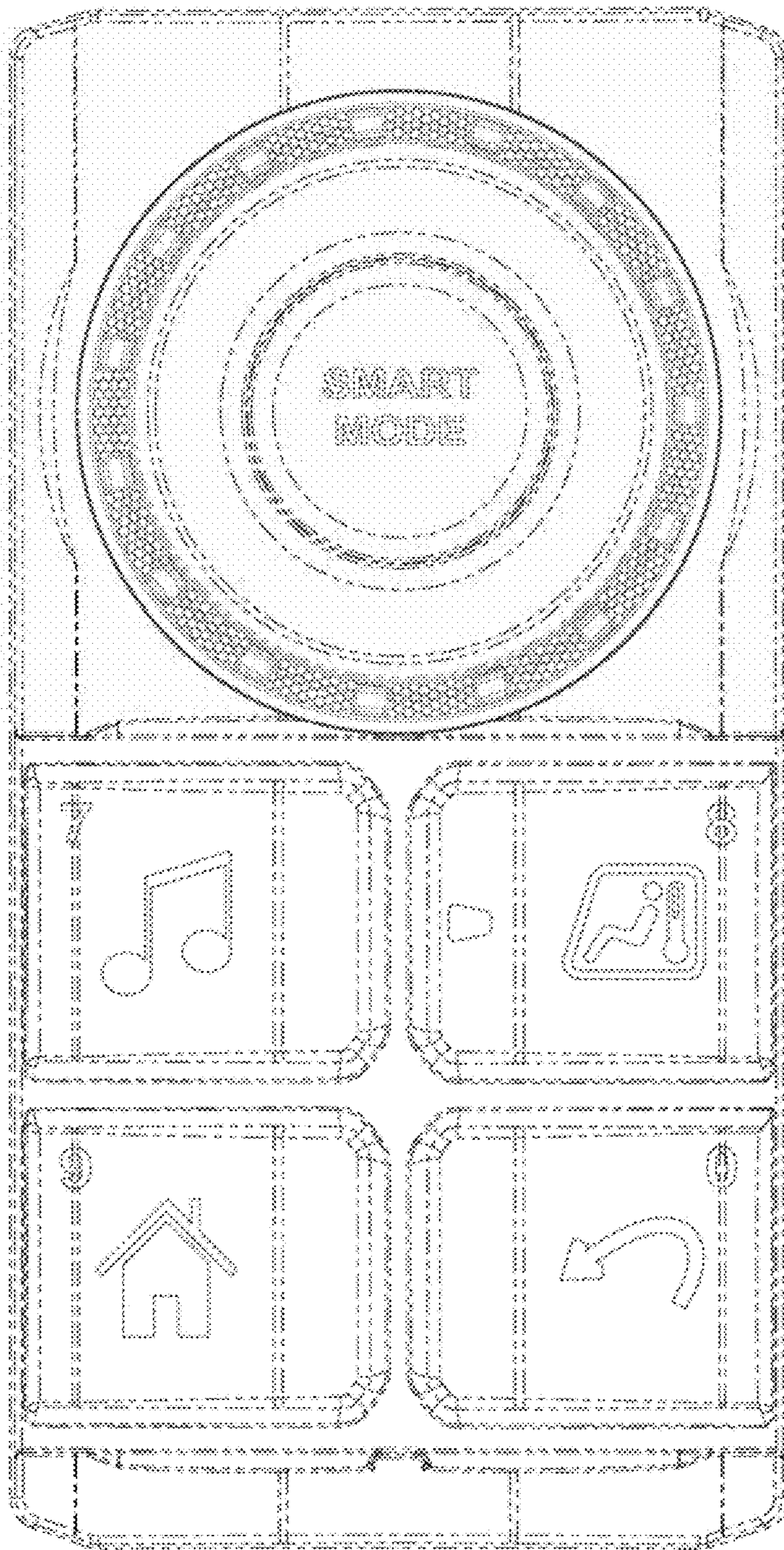


FIG. 2

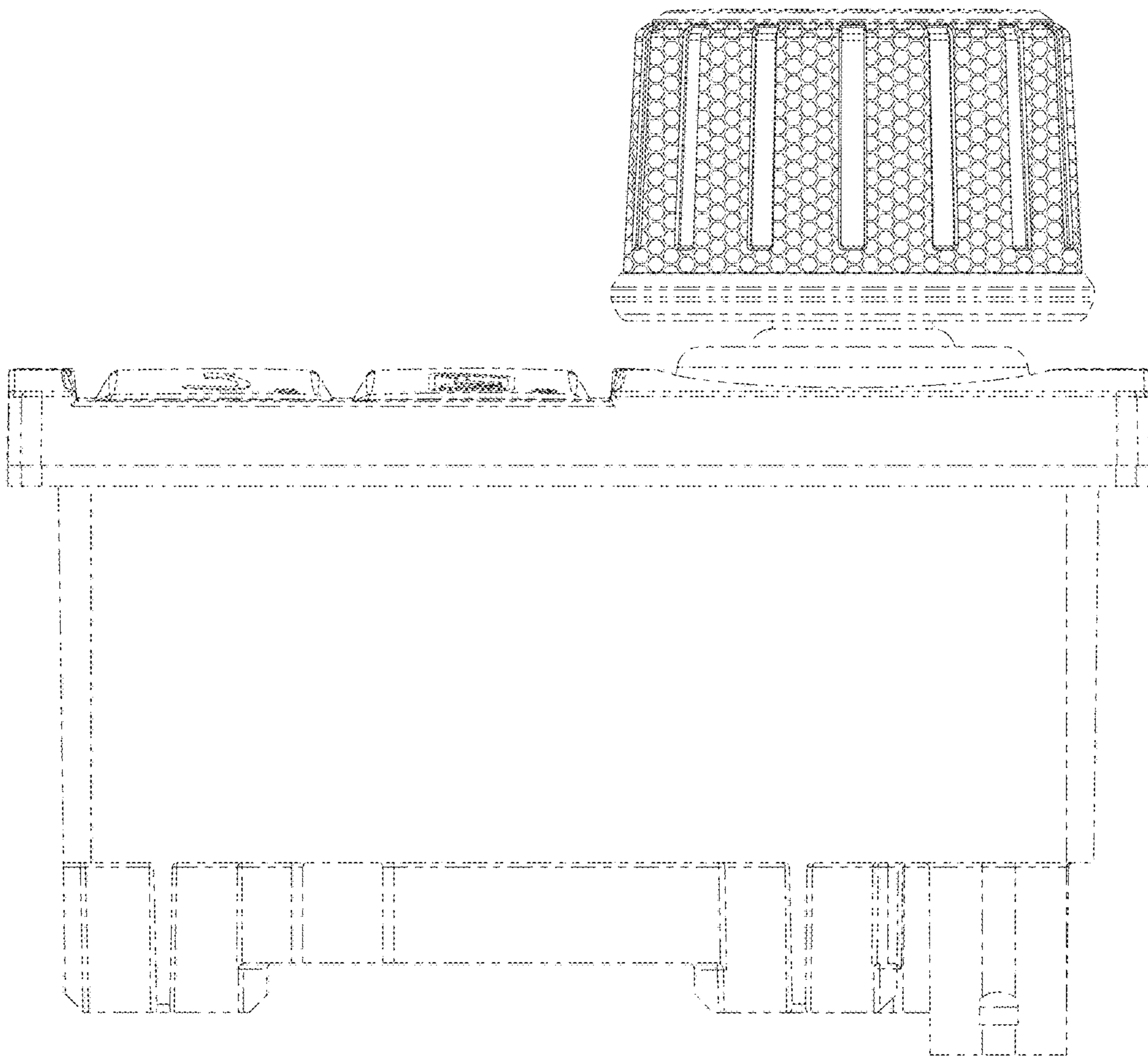


FIG. 3




FIG. 4