



US00D807286S

(12) **United States Design Patent** (10) **Patent No.:** **US D807,286 S**
Qiu (45) **Date of Patent:** **** Jan. 9, 2018**

(54) **BATTERY**
(71) Applicant: **Joyetech Europe Holding GmbH, Zug**
(CH)
(72) Inventor: **Weihua Qiu, Jiangsu (CN)**
(73) Assignee: **JOYETECH EUROPE HOLDING**
GMBH, Zug (CH)
(**) Term: **15 Years**
(21) Appl. No.: **29/545,183**
(22) Filed: **Nov. 10, 2015**

D440,200 S * 4/2001 Tsuboi D13/103
D593,940 S * 6/2009 Nomi D13/103
D678,187 S * 3/2013 Huang D13/103
D700,138 S * 2/2014 Walz D13/103
D712,348 S * 9/2014 Zhang D13/103
D713,335 S * 9/2014 Mao D13/103
D717,243 S * 11/2014 Liu D13/103
D730,282 S * 5/2015 Miller D13/103
D733,050 S * 6/2015 Chiang D13/103
D733,051 S * 6/2015 Wang D13/103
D753,336 S * 4/2016 Chen D27/101
D761,999 S * 7/2016 Liu D27/101
D763,185 S * 8/2016 Wen D13/103
D765,594 S * 9/2016 Li D13/103
2010/0313901 A1* 12/2010 Fernando A24F 47/008
131/330
2014/0217085 A1* 8/2014 Alima F23Q 7/16
219/474

(30) **Foreign Application Priority Data**
Aug. 24, 2015 (CN) 2015 3 0320131
(51) **LOC (11) Cl.** **13-02**
(52) **U.S. Cl.**
USPC **D13/103**
(58) **Field of Classification Search**
USPC D13/102-104, 110, 118-121, 184, 199;
429/96-100, 163, 176; D27/101, 183,
D27/193, 194
CPC Y02E 60/12; Y02E 60/122; Y02E 60/124;
Y02E 60/50; H01M 2/02; H01M 2/022;
H01M 2/0202; H01M 2/0207; H01M
2/0212; H01M 2/1061; H01M 2/1022;
H01M 2/1055; H01M 2/1066; H01M
2/105; H01M 2/204; H01M 10/4257;
H01M 10/0436; H01M 10/48; A24F
47/00; A24F 47/002; A24F 47/004; A24F
47/008
See application file for complete search history.

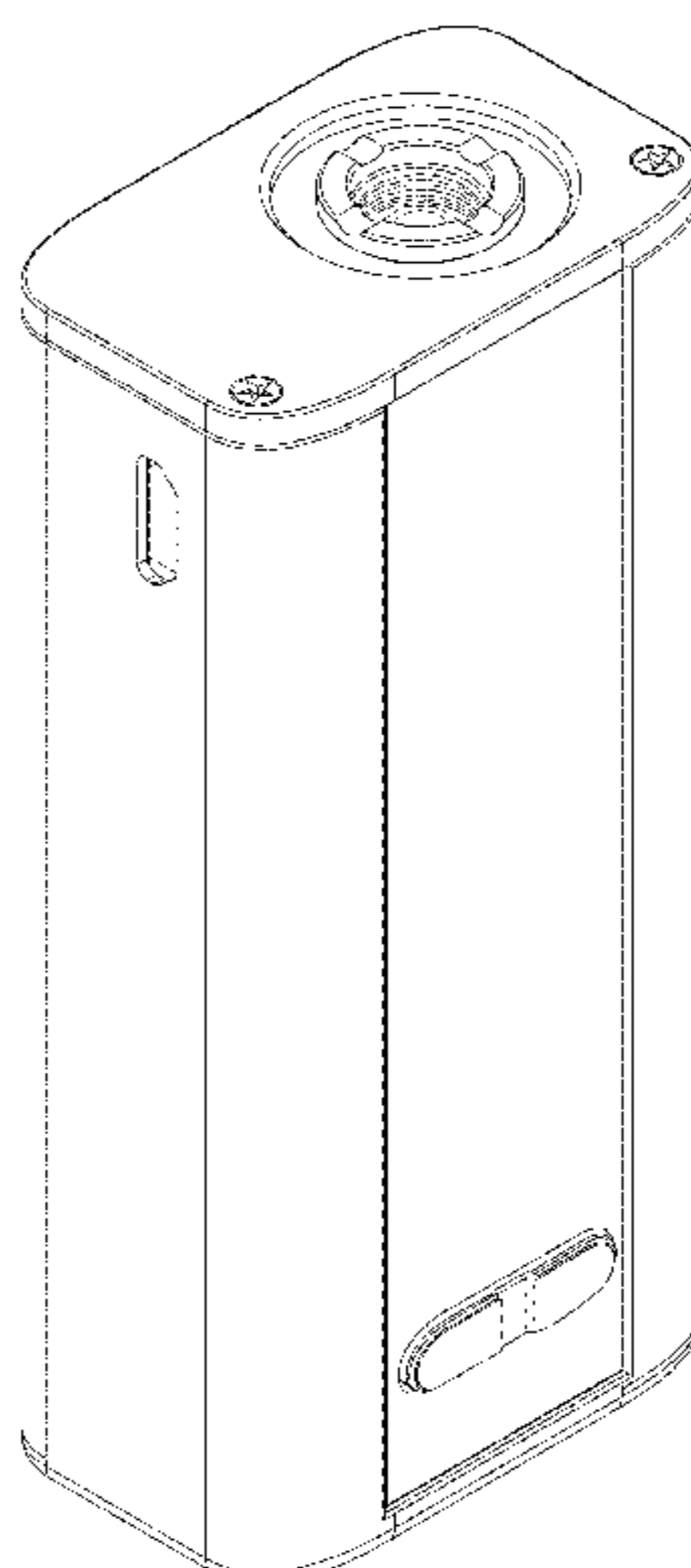
* cited by examiner
Primary Examiner — Rosemary K Tarcza
(74) *Attorney, Agent, or Firm* — Novick, Kim & Lee,
PLLC; Allen Xue; Hyun Woo Shin

(56) **References Cited**
U.S. PATENT DOCUMENTS
4,993,435 A * 2/1991 McCann A24F 13/00
131/175
D433,532 S * 11/2000 Higgins D27/186

(57) **CLAIM**
I claim the ornamental design for a battery, substantially as
shown and described.

DESCRIPTION
FIG. 1 is a front view of a battery;
FIG. 2 is a bottom view thereof;
FIG. 3 is a top view thereof;
FIG. 4 is a right view thereof;
FIG. 5 is a rear view thereof;
FIG. 6 is a left view thereof; and,
FIG. 7 is a top, left, front perspective view thereof.
The broken lines in the drawings form no part of the claimed
design.

1 Claim, 7 Drawing Sheets






FIG. 1

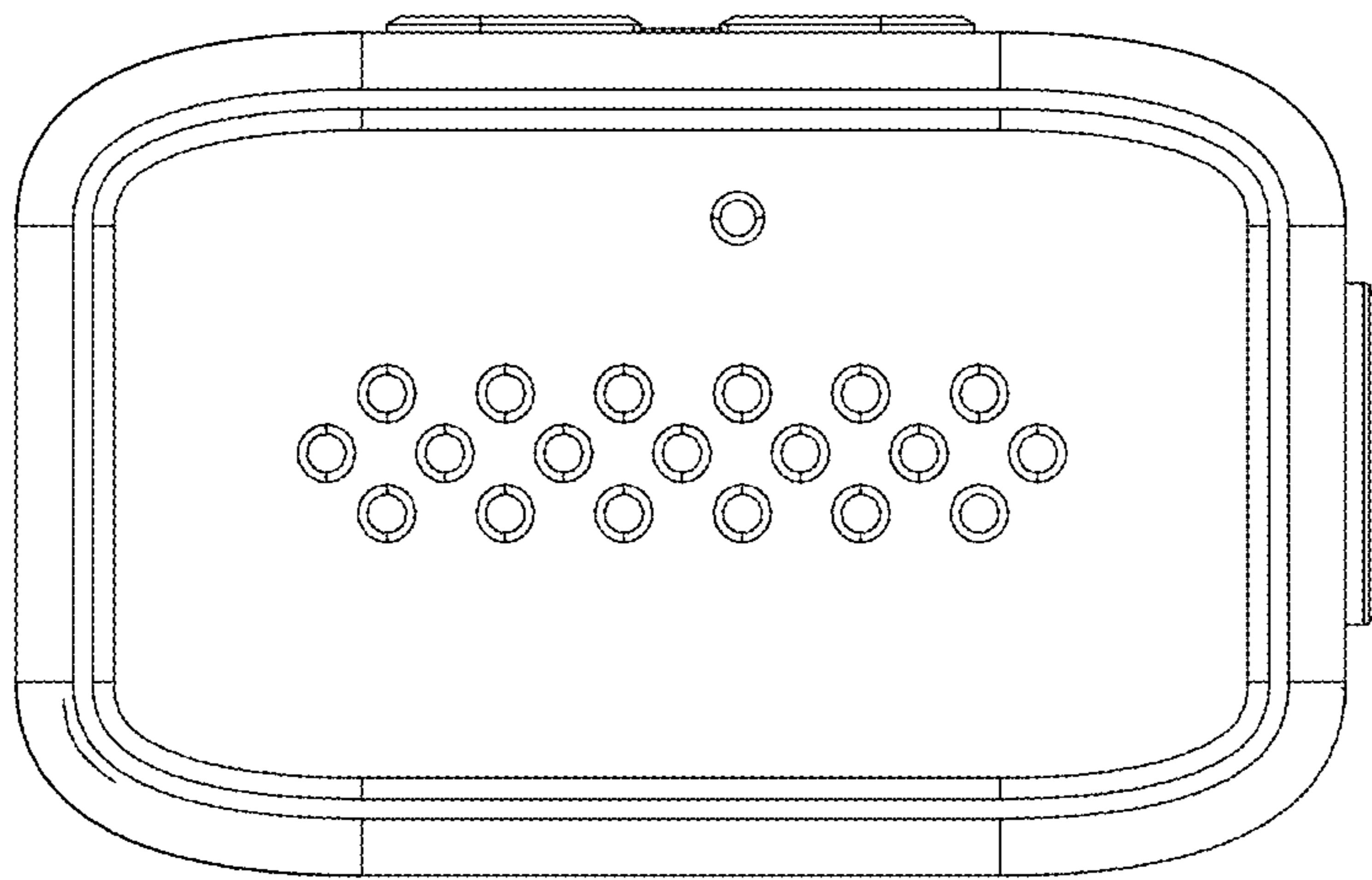


FIG. 2

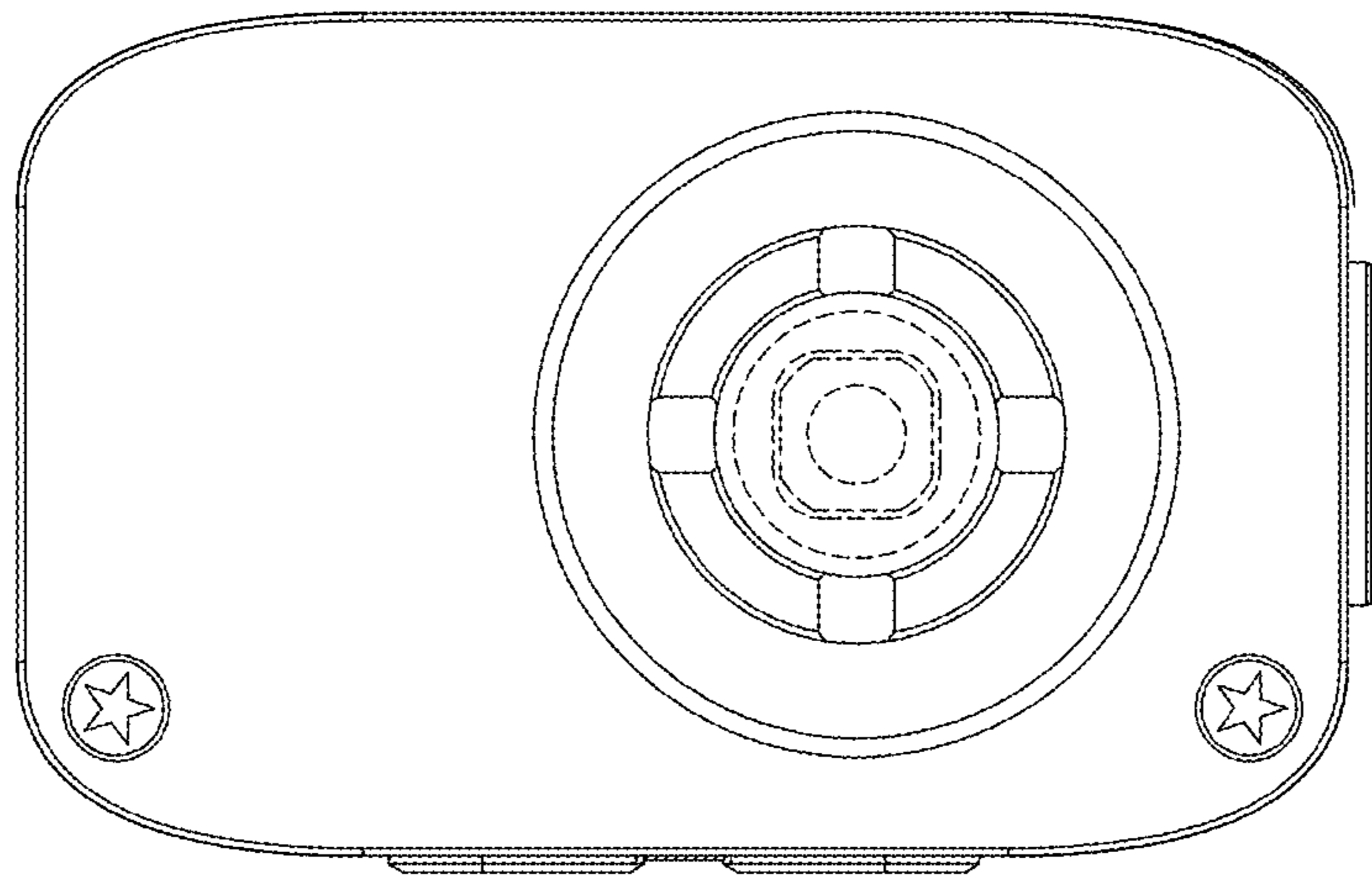


FIG. 3




FIG. 4




FIG. 5




FIG. 6

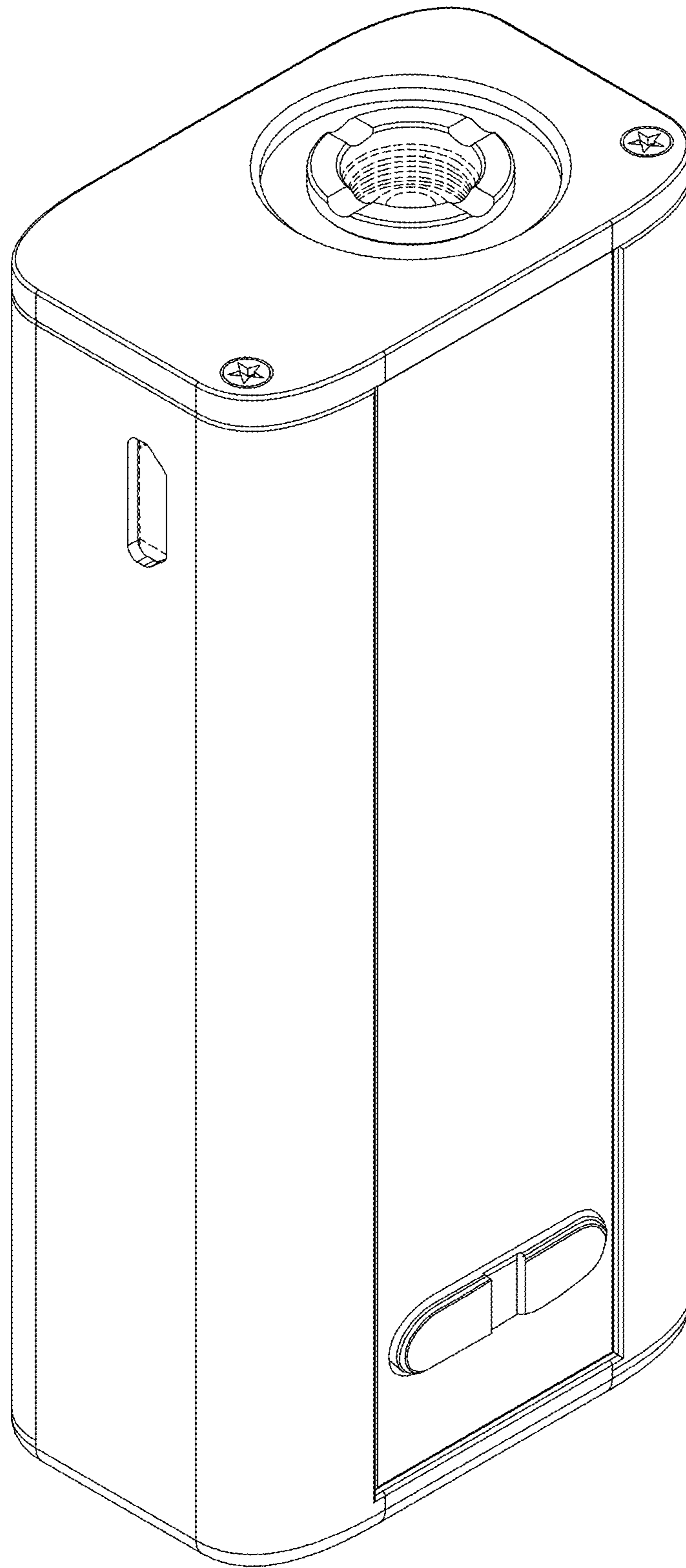


FIG. 7