



US00D807279S

(12) **United States Design Patent** (10) **Patent No.:** **US D807,279 S**
Hung et al. (45) **Date of Patent:** **** Jan. 9, 2018**

(54) **TIRE FOR AN AUTOMOBILE**
 (71) Applicant: **Federal Corporation**, Taoyuan (TW)
 (72) Inventors: **Yu-Wei Hung**, Taoyuan (TW);
Hao-Liang Huang, Taoyuan (TW)
 (73) Assignee: **FEDERAL CORPORATION**, Taoyuan
 (TW)

D710,291 S * 8/2014 Mosko D12/519
 D716,217 S * 10/2014 Rittweger D12/523
 D734,707 S * 7/2015 Bogenschuetz D12/517
 D761,717 S * 7/2016 Fu D12/521
 D768,054 S * 10/2016 Wang D12/523
 D779,410 S * 2/2017 Behr D12/521
 D785,547 S * 5/2017 Taniguchi D12/523
 D789,278 S * 6/2017 Shondel D12/519
 D789,870 S * 6/2017 Dixon D12/521
 D794,539 S * 8/2017 Bindner D12/523

(**) Term: **15 Years**

* cited by examiner

(21) Appl. No.: **29/585,516**

Primary Examiner — Robert M. Spear

(22) Filed: **Nov. 25, 2016**

(51) **LOC (11) Cl.** **12-15**

(52) **U.S. Cl.**
USPC **D12/519**

(57) **CLAIM**

The ornamental design for a tire for an automobile, as shown and described.

(58) **Field of Classification Search**
 USPC D12/515, 516, 517, 518, 519, 521, 522,
 D12/523, 531, 532
 CPC B60C 11/0304; B60C 11/0306; B60C
 11/0309; B60C 11/0311
 See application file for complete search history.

DESCRIPTION

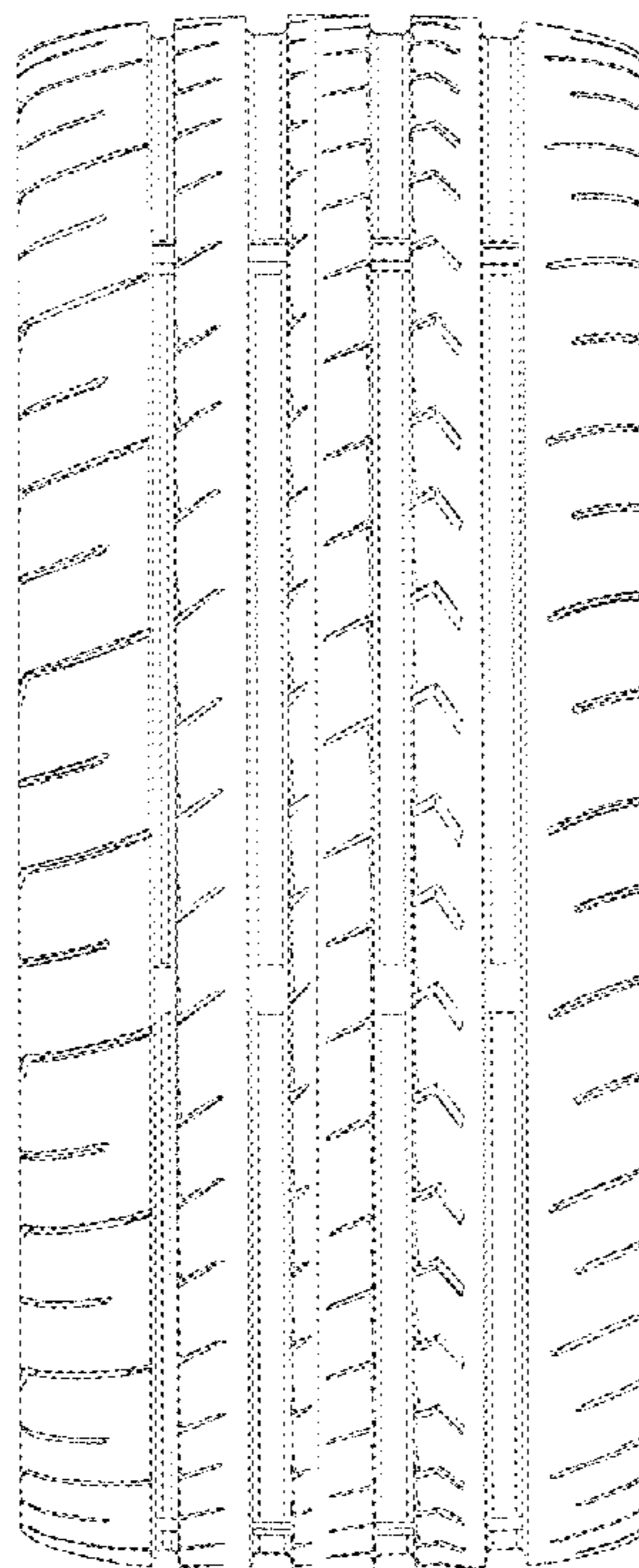
FIG. 1 is a side perspective view of a tire for an automobile showing my new design, it being understood that the tread pattern is repeated throughout the circumference of the tire tread, the opposite side being the same as that shown; FIG. 2 is a front elevation view thereof, the opposite side being identical thereto; FIG. 3 is a side elevation view of the right side; and, FIG. 4 is a side elevation view of the left side. In the drawings, the broken lines showing portions of the sidewall and inner bead depict portion of the tire that form no part of the claimed design.

(56) **References Cited**

U.S. PATENT DOCUMENTS

D579,855 S * 11/2008 Fontaine D12/521
 D606,926 S * 12/2009 Heinen D12/521
 D609,161 S * 2/2010 Fontaine D12/517
 D609,627 S * 2/2010 Frappart D12/523
 D626,910 S * 11/2010 Bott D12/519
 D642,971 S * 8/2011 Takahashi D12/518
 D647,455 S * 10/2011 Frappart D12/518

1 Claim, 4 Drawing Sheets



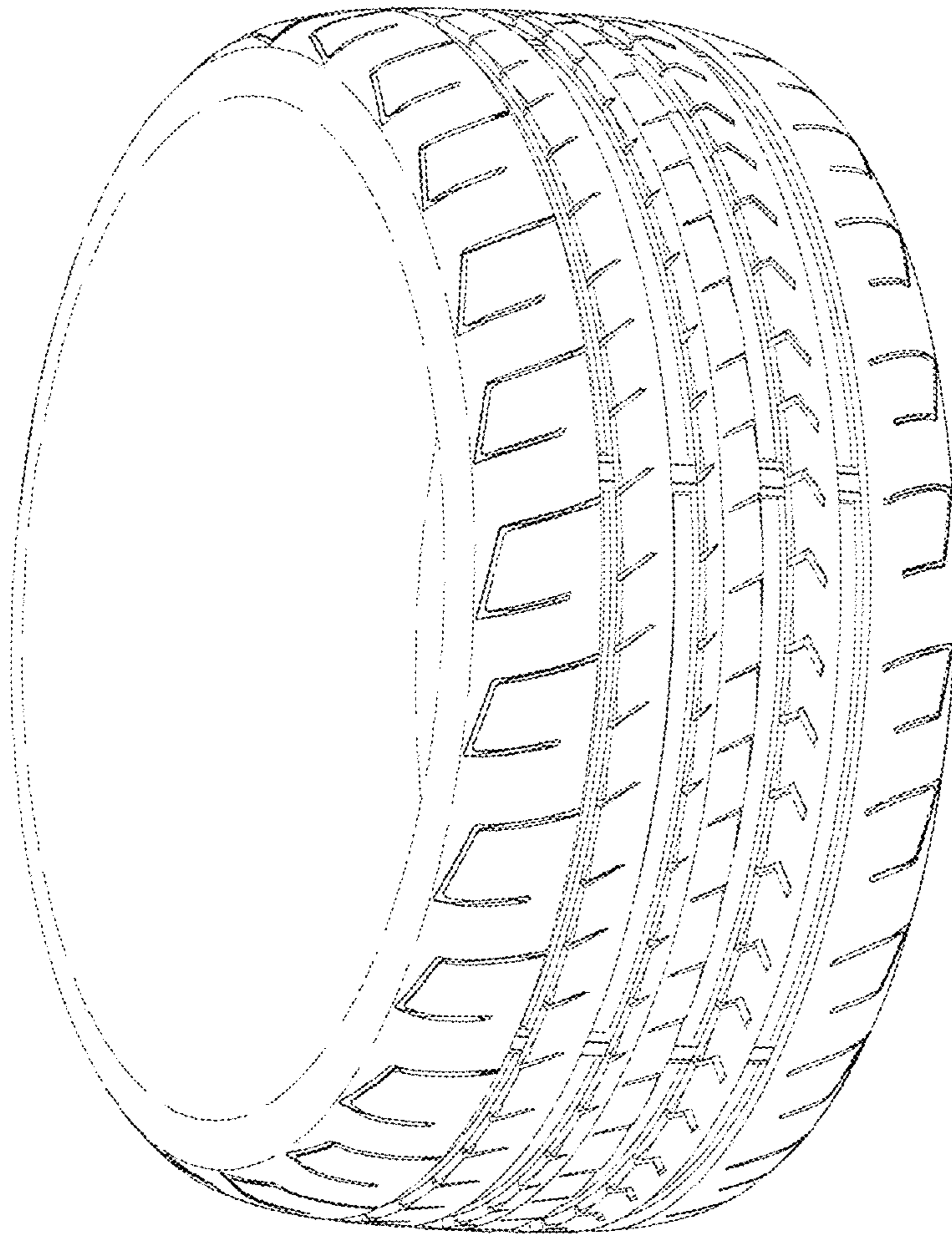


FIG. 1

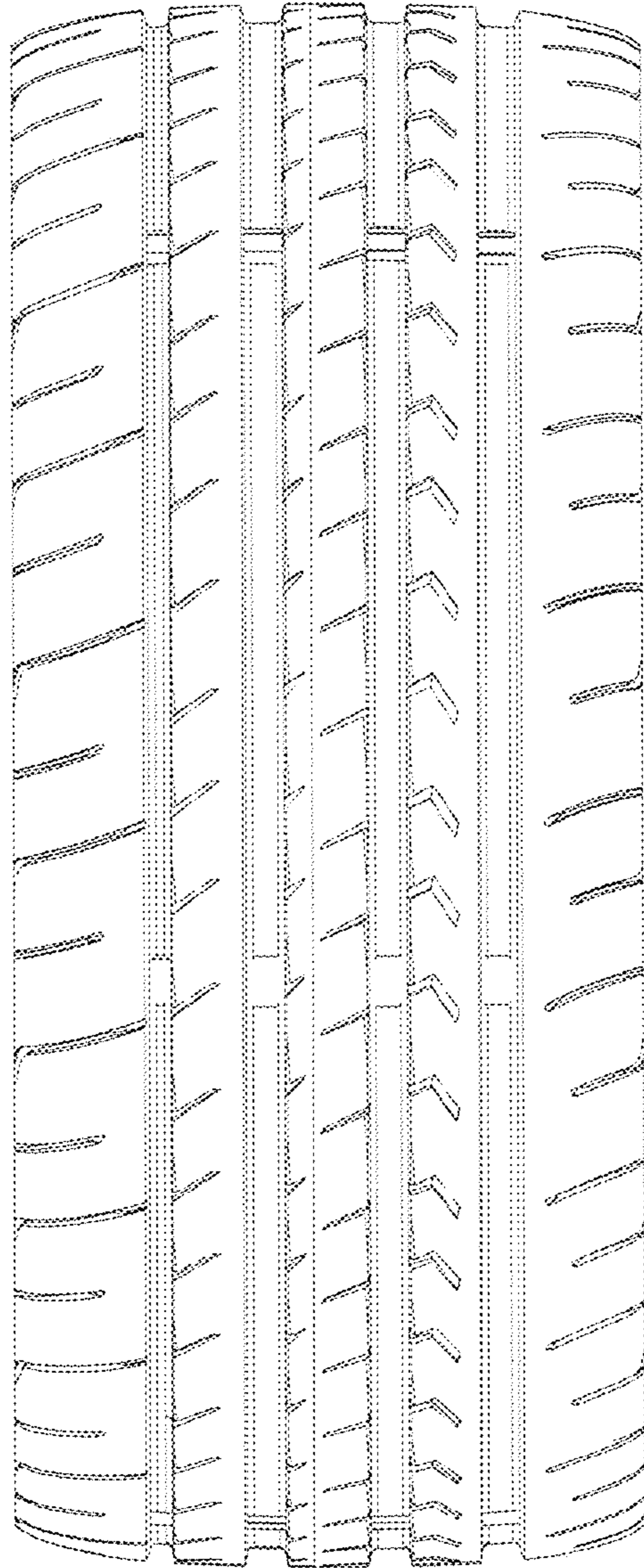


FIG. 2

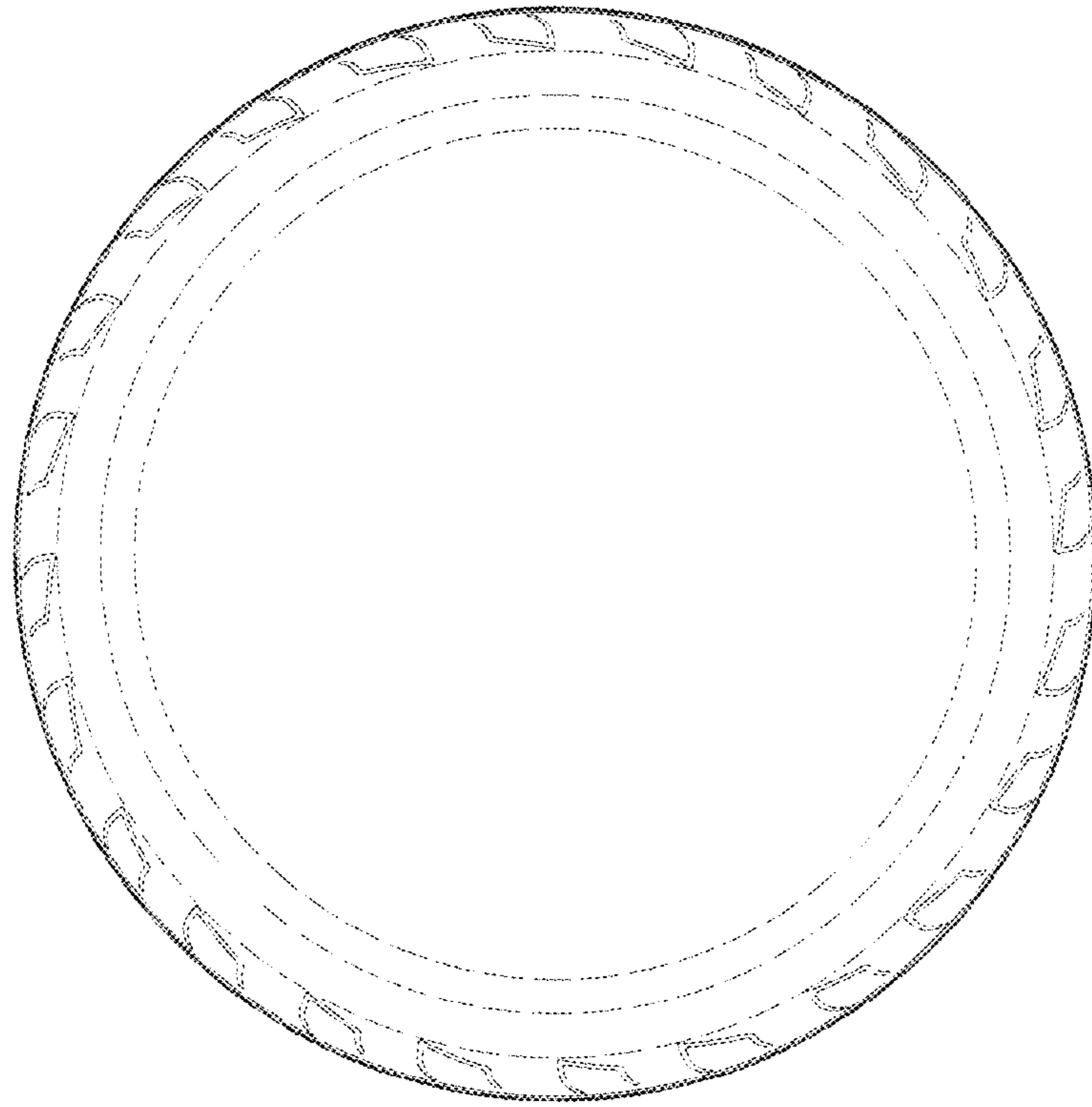


FIG. 3

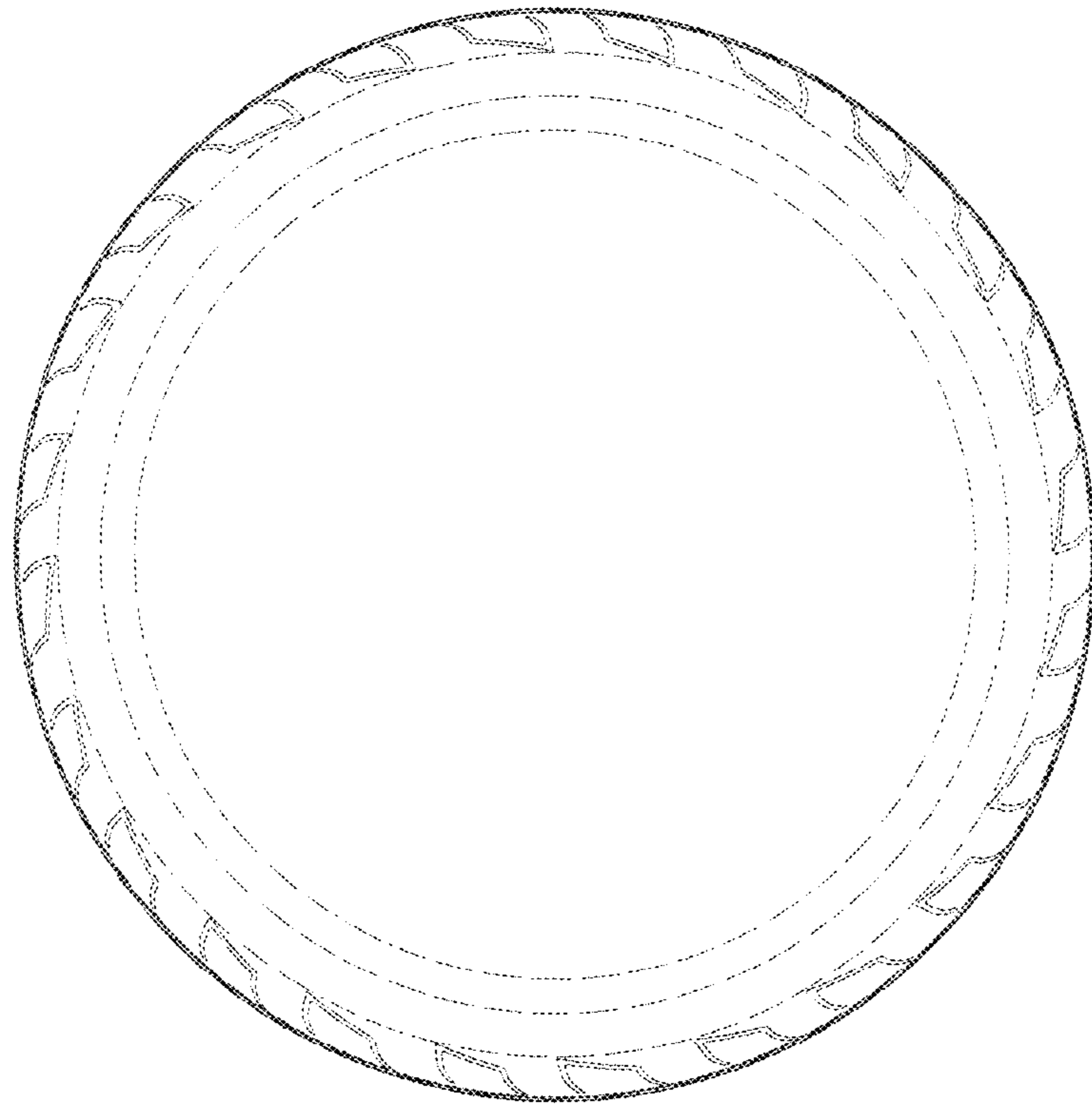


FIG. 4