



US00D807253S

(12) **United States Design Patent** (10) **Patent No.:** **US D807,253 S**
Piscitelli et al. (45) **Date of Patent:** **** Jan. 9, 2018**

(54) **VEHICLE REAR BUMPER VALANCE**

(71) Applicants: **Chris Piscitelli**, West Bloomfield, MI (US); **Vincent J. Galante**, Lake Orion, MI (US); **Brian H. Nielander**, Royal Oak, MI (US)

(72) Inventors: **Chris Piscitelli**, West Bloomfield, MI (US); **Vincent J. Galante**, Lake Orion, MI (US); **Brian H. Nielander**, Royal Oak, MI (US)

(73) Assignee: **FCA US LLC**, Auburn Hills, MI (US)

(**) Term: **15 Years**

(21) Appl. No.: **29/594,764**

(22) Filed: **Feb. 22, 2017**

Related U.S. Application Data

(63) Continuation-in-part of application No. 29/568,731, filed on Jun. 21, 2016.

(51) **LOC (11) Cl.** **12-16**

(52) **U.S. Cl.**
USPC **D12/169**

(58) **Field of Classification Search**
USPC D12/169, 216, 90-92, 86, 171, 196, 163;
293/102, 113, 115, 117, 120; 296/180.1,
296/180.2
CPC B60R 19/02; B60R 19/04; B62D 25/08
See application file for complete search history.

(56) **References Cited**

U.S. PATENT DOCUMENTS

D675,138 S * 1/2013 Hamilton D12/169
D678,146 S * 3/2013 Behmer D12/169

D738,269 S * 9/2015 Blanski D12/169
D743,853 S * 11/2015 Blanski D12/169
D749,467 S * 2/2016 Stopka D12/169
D749,470 S * 2/2016 Behmer D12/169
D751,008 S * 3/2016 Behmer D12/169
D751,009 S * 3/2016 Behmer D12/169
D751,010 S * 3/2016 Behmer D12/169
D760,630 S * 7/2016 Rugar D12/169
D763,744 S * 8/2016 Behmer D12/169
D771,534 S * 11/2016 Bucher D12/169
D776,021 S * 1/2017 Kapitonov D12/169
D779,395 S * 2/2017 Horie D12/169

* cited by examiner

Primary Examiner — Melody N Brown

(74) *Attorney, Agent, or Firm* — Ralph E. Smith

(57) **CLAIM**

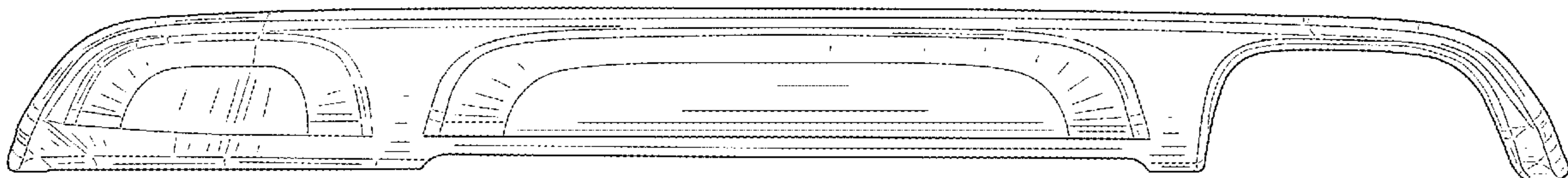
The ornamental design for a vehicle rear bumper valance, as shown and described.

DESCRIPTION

FIG. 1 is a front perspective view of a vehicle rear bumper valance showing our new design;
FIG. 2 is a front view thereof;
FIG. 3 is a rear view thereof;
FIG. 4 is a top view thereof;
FIG. 5 is a bottom view thereof;
FIG. 6 is a right side view thereof; and,
FIG. 7 is a left side view.

It will be understood that the broken lines shown in the drawings illustrate portions of the vehicle rear bumper valance that form no part of claimed design.

1 Claim, 5 Drawing Sheets



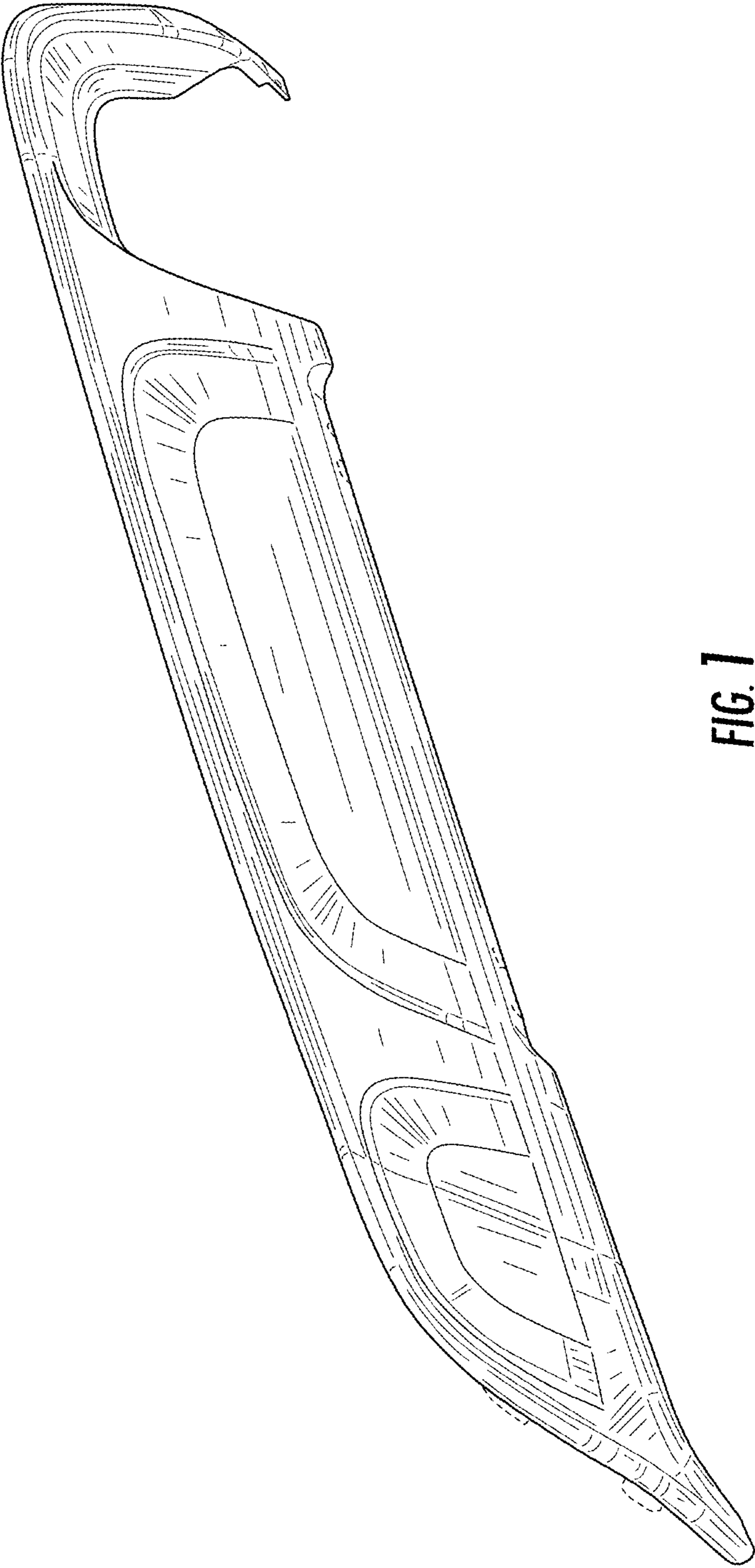


FIG. 1




FIG. 2

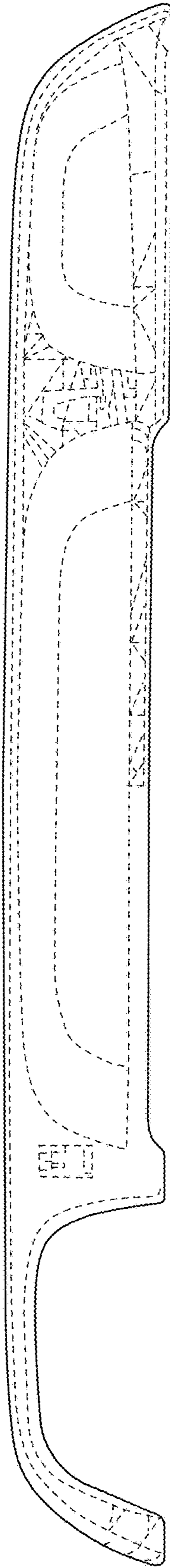


FIG. 3

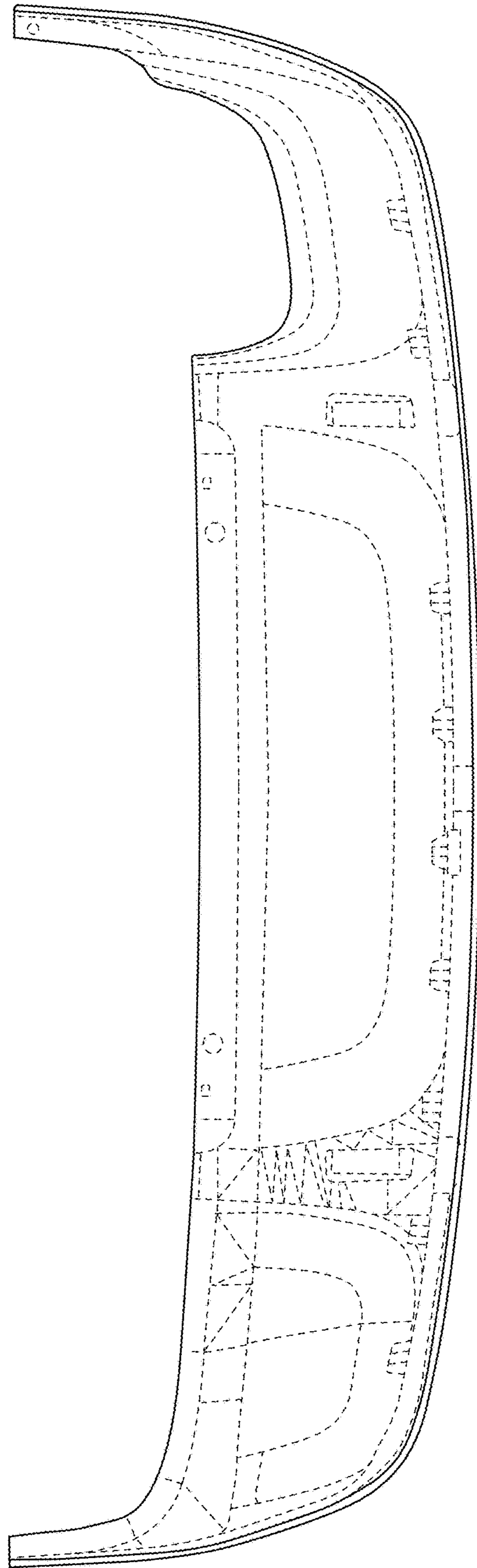


FIG. 4

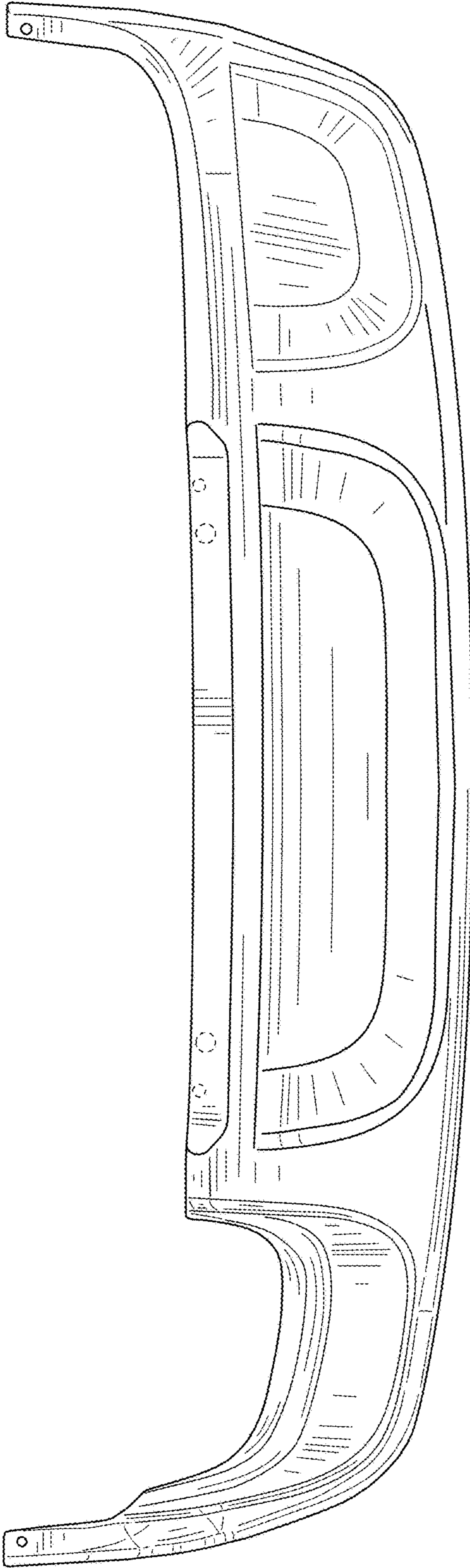


FIG. 5

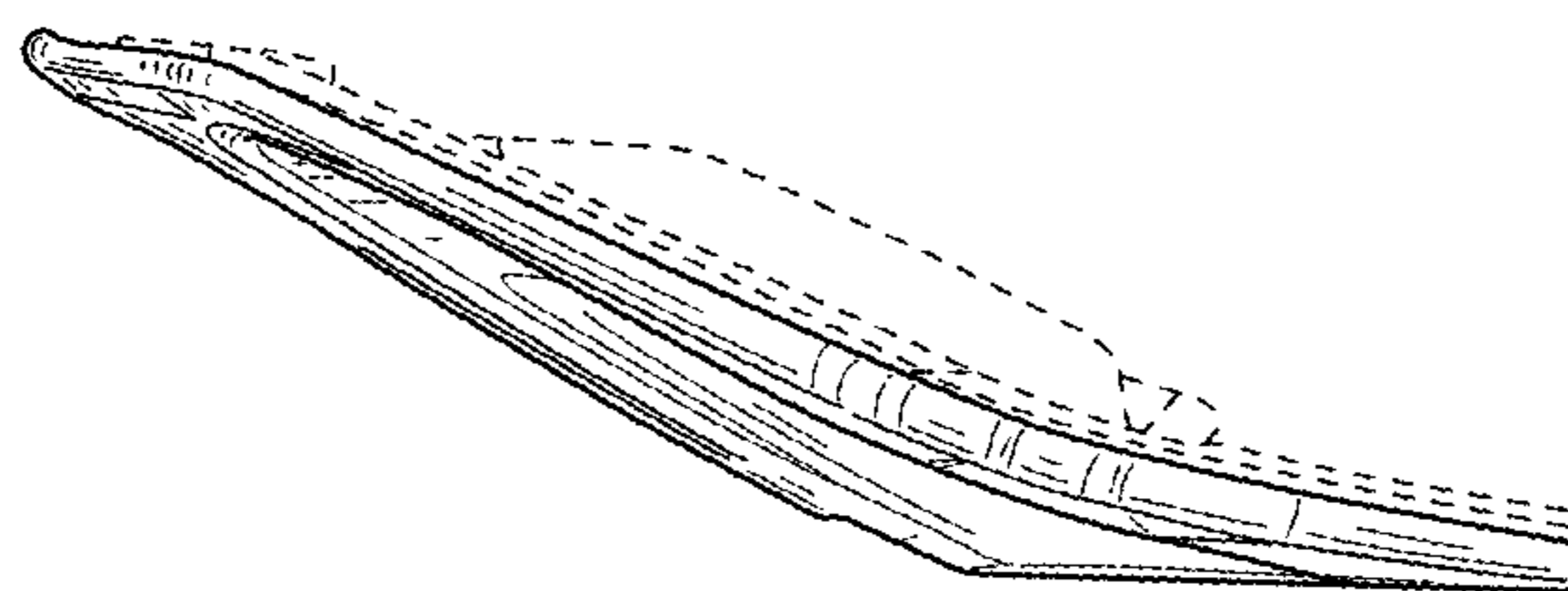


FIG. 6

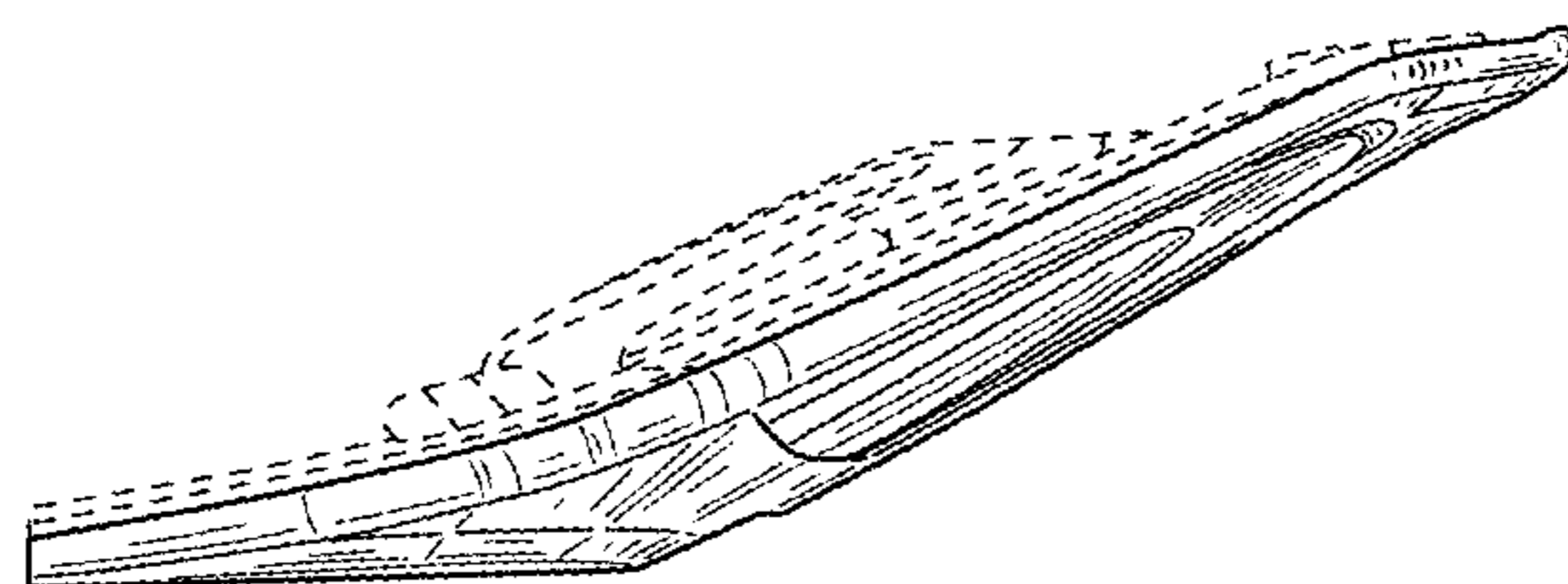


FIG. 7