



US00D807250S

(12) **United States Design Patent**
Piscitelli et al.

(10) **Patent No.:** **US D807,250 S**
(45) **Date of Patent:** **** Jan. 9, 2018**

(54) **VEHICLE LOWER REAR BUMPER**

(71) Applicants: **Chris Piscitelli**, West Bloomfield, MI (US); **Vincent J. Galante**, Lake Orion, MI (US); **Brian H. Nielander**, Royal Oak, MI (US)

(72) Inventors: **Chris Piscitelli**, West Bloomfield, MI (US); **Vincent J. Galante**, Lake Orion, MI (US); **Brian H. Nielander**, Royal Oak, MI (US)

(73) Assignee: **FCA US LLC**, Auburn Hills, MI (US)

(**) Term: **15 Years**

(21) Appl. No.: **29/594,759**

(22) Filed: **Feb. 22, 2017**

Related U.S. Application Data

(63) Continuation-in-part of application No. 29/568,731, filed on Jun. 21, 2016.

(51) **LOC (11) Cl.** **12-16**

(52) **U.S. Cl.**
USPC **D12/169**

(58) **Field of Classification Search**
USPC D12/169, 216, 90-92, 86, 171, 196, 163;
293/102, 113, 115, 117, 120; 296/180.1,
296/180.2
CPC B60R 19/02; B60R 19/04; B62D 25/08
See application file for complete search history.

(56) **References Cited**

U.S. PATENT DOCUMENTS

D512,002 S * 11/2005 Pfeiffer D12/169
D514,027 S * 1/2006 Pfeiffer D12/92

D544,418 S * 6/2007 Kono D12/169
D678,139 S * 3/2013 Aikawa D12/169
D688,991 S * 9/2013 Song D12/169
D701,799 S * 4/2014 Futschik D12/169
D733,019 S * 6/2015 Burki D12/169
D735,097 S * 7/2015 Nissl D12/169
D736,126 S * 8/2015 Hammoud D12/169
D745,445 S * 12/2015 Loeb D12/169
D746,736 S * 1/2016 Wolff D12/169
D746,738 S * 1/2016 Wolff D12/169
D763,747 S * 8/2016 Hammoud D12/169
D766,144 S * 9/2016 Lesnik D12/169
D766,787 S * 9/2016 Lesnik D12/169

* cited by examiner

Primary Examiner — Melody N Brown

(74) *Attorney, Agent, or Firm* — Ralph E. Smith

(57) **CLAIM**

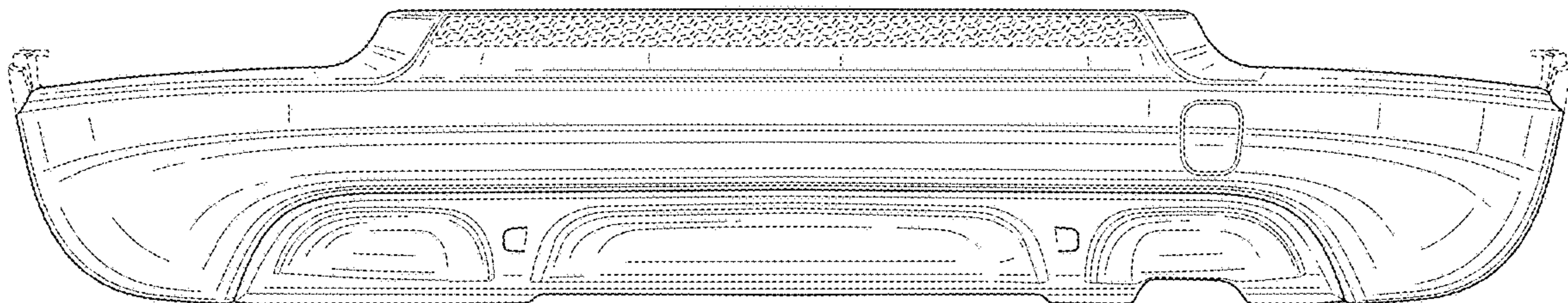
The ornamental design for a vehicle lower rear bumper, as shown and described.

DESCRIPTION

FIG. 1 is a front perspective view of a vehicle lower rear bumper showing our new design; FIG. 2 is a front view thereof; FIG. 3 is a rear view thereof; FIG. 4 is a side view thereof; FIG. 5 is a top view thereof; and, FIG. 6 is a bottom view.

It will be understood that the broken lines shown in the drawings illustrate portions of the vehicle lower rear bumper that form no part of claimed design.

1 Claim, 6 Drawing Sheets



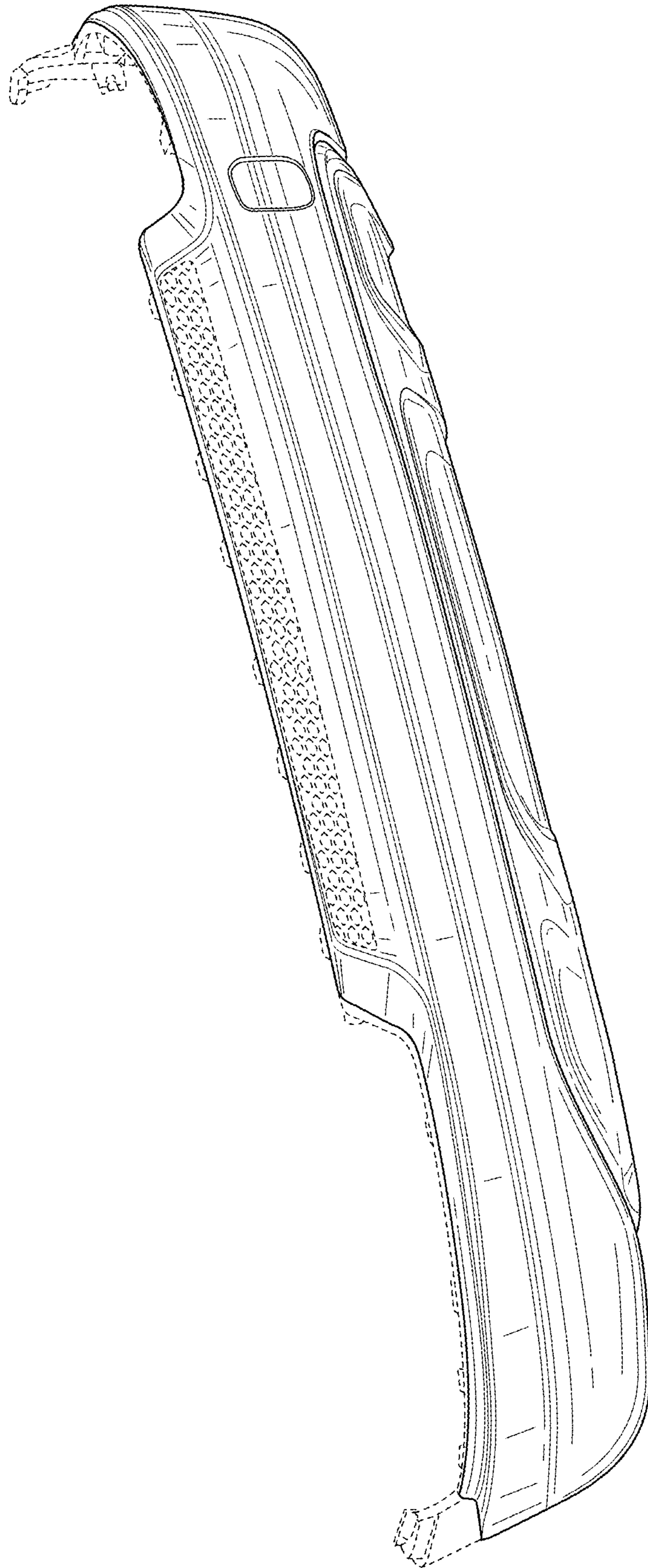


FIG. 1

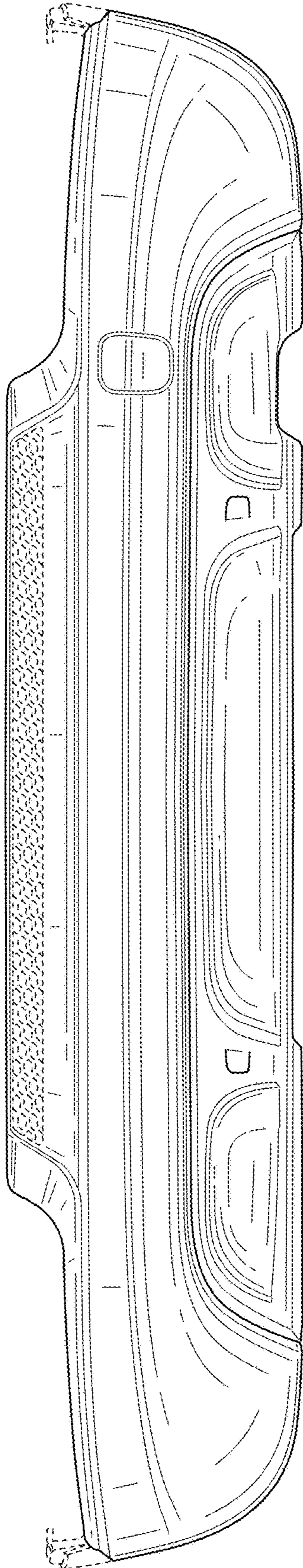


FIG. 2

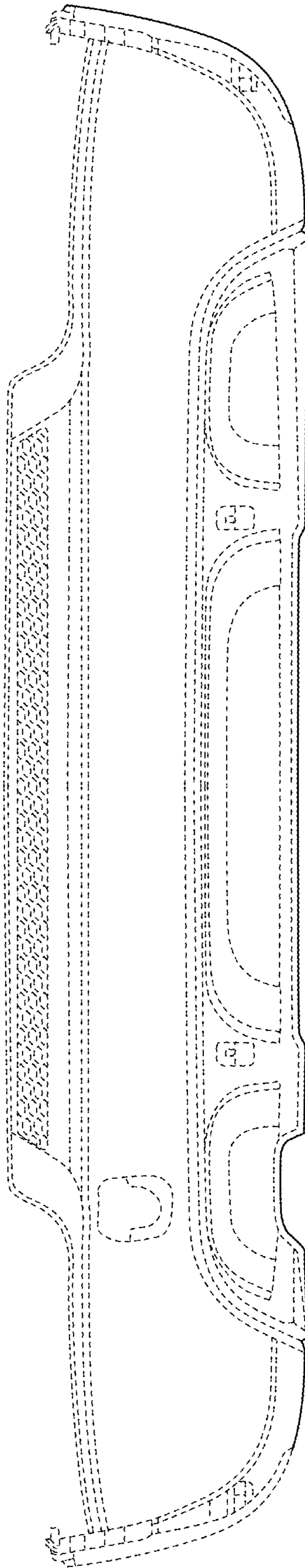


FIG. 3

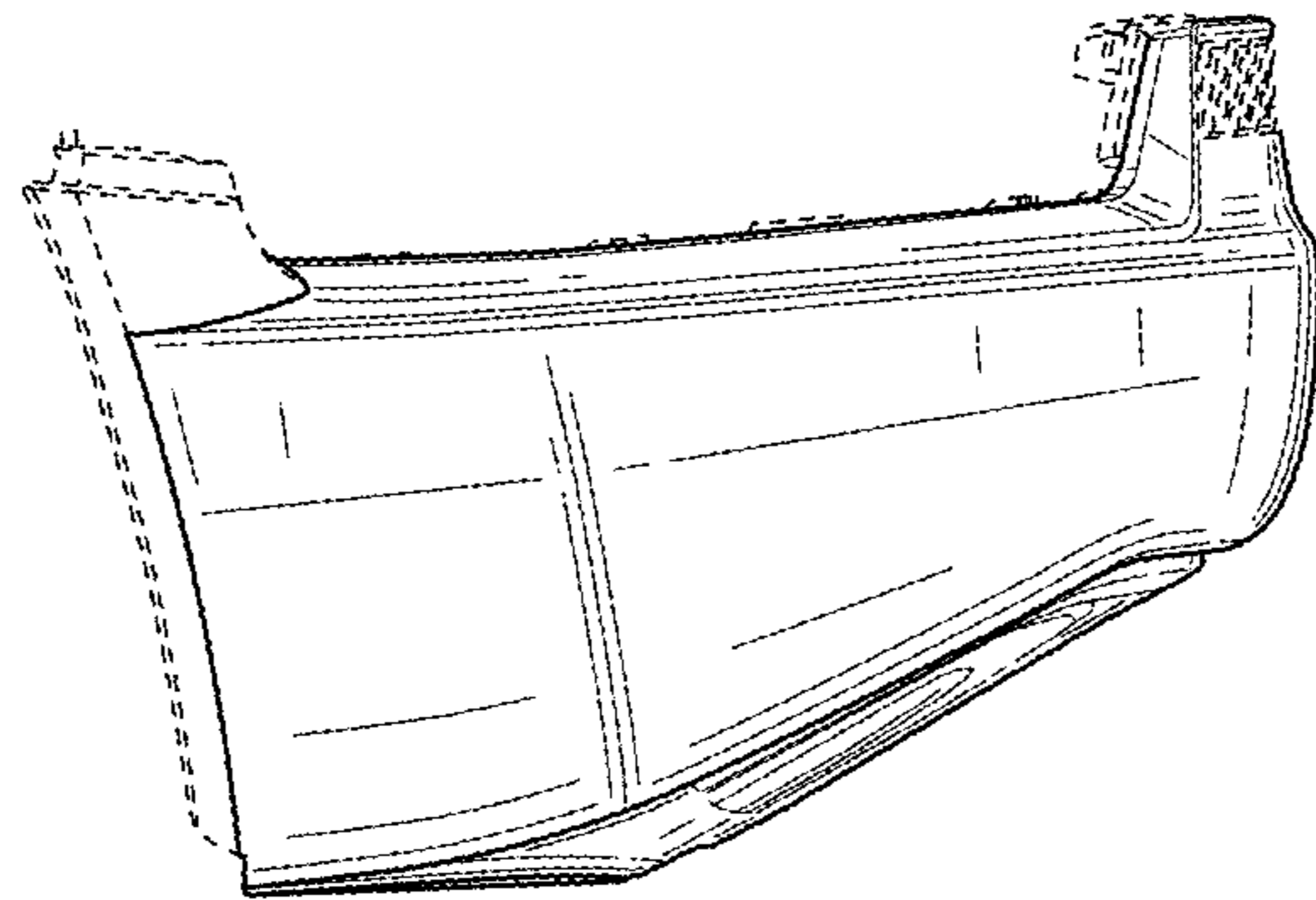


FIG. 4

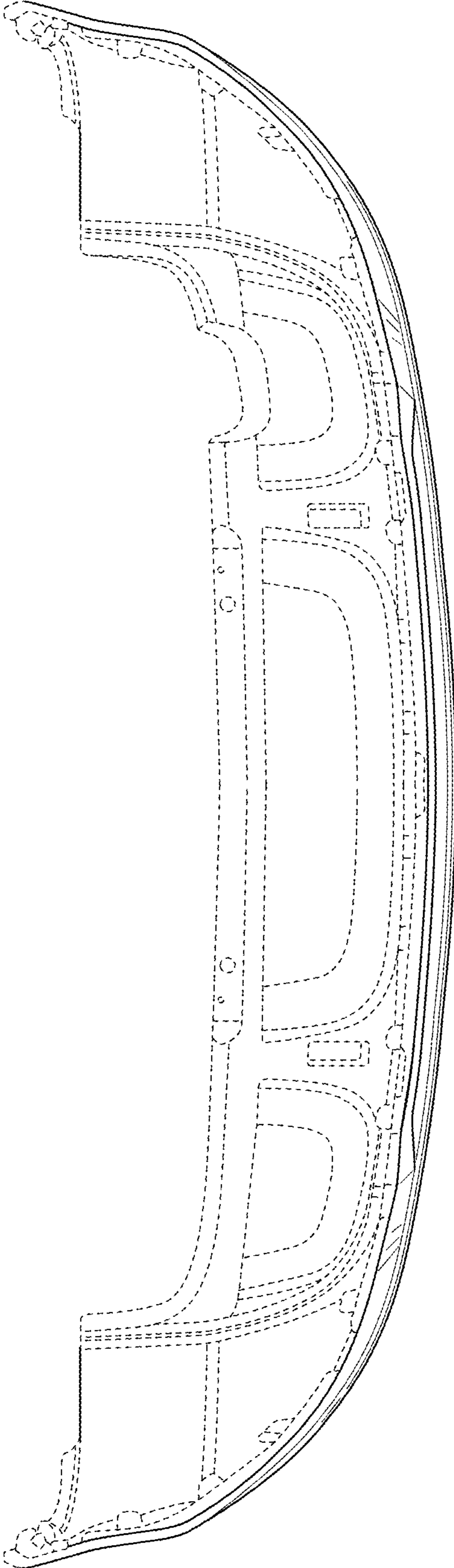


FIG. 5

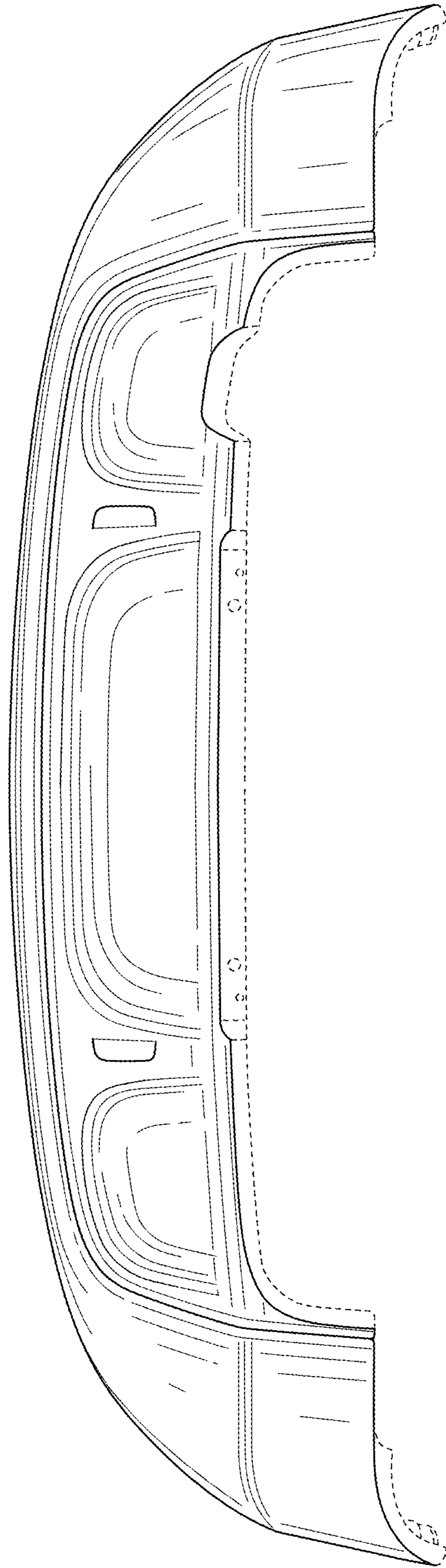


FIG. 6