



US00D807238S

(12) **United States Design Patent**  
**Komuro et al.**

(10) **Patent No.:** **US D807,238 S**  
(45) **Date of Patent:** **\*\* Jan. 9, 2018**

(54) **RADIATOR GRILL FOR AUTOMOBILE**

FOREIGN PATENT DOCUMENTS

(71) Applicant: **Nissan Motor Co., Ltd.**, Yokohama,  
Kanagawa (JP)

JP D1312223 S 10/2007  
JP D1326934 S 4/2008

(Continued)

(72) Inventors: **Hideo Komuro**, Tokyo (JP); **Seonwook Whang**, Kanagawa (JP)

*Primary Examiner* — Susan Bennett Hattan

*Assistant Examiner* — Suzanne E Tisdell

(73) Assignee: **Nissan Motor Co., Ltd.**, Yokohama (JP)

(74) *Attorney, Agent, or Firm* — Global IP Counselors, LLP

(\*\*) Term: **15 Years**

(21) Appl. No.: **29/563,974**

(57) **CLAIM**

(22) Filed: **May 10, 2016**

The ornamental design for a radiator grill for an automobile, as shown and described.

(30) **Foreign Application Priority Data**

Nov. 11, 2015 (JP) ..... 2015-025167

**DESCRIPTION**

(51) **LOC (11) Cl.** ..... **12-16**

(52) **U.S. Cl.**  
USPC ..... **D12/163**

(58) **Field of Classification Search**  
USPC ..... D12/93, 163, 164, 166, 172, 173, 190  
CPC ..... B62D 25/08; B62B 9/16; B60K 11/08;  
B60R 19/52

See application file for complete search history.

FIG. 1 is a front elevational view of a radiator grill for an automobile in accordance with our new design;  
FIG. 2 is a top plan view of the radiator grill in accordance with our new design of FIG. 1;  
FIG. 3 is a bottom plan view of the radiator grill in accordance with our new design of FIGS. 1 and 2;  
FIG. 4 is a left side elevational view of the radiator grill in accordance with our new design of FIGS. 1 to 3;  
FIG. 5 is a right side elevational view of the radiator grill in accordance with our new design of FIGS. 1 to 4;  
FIG. 6 is a front-right-top side perspective view of the radiator grill in accordance with our new design of FIGS. 1 to 5; and,  
FIG. 7 is a front-left-bottom side perspective view of the radiator grill in accordance with our new design of FIGS. 1 to 6.

(56) **References Cited**

U.S. PATENT DOCUMENTS

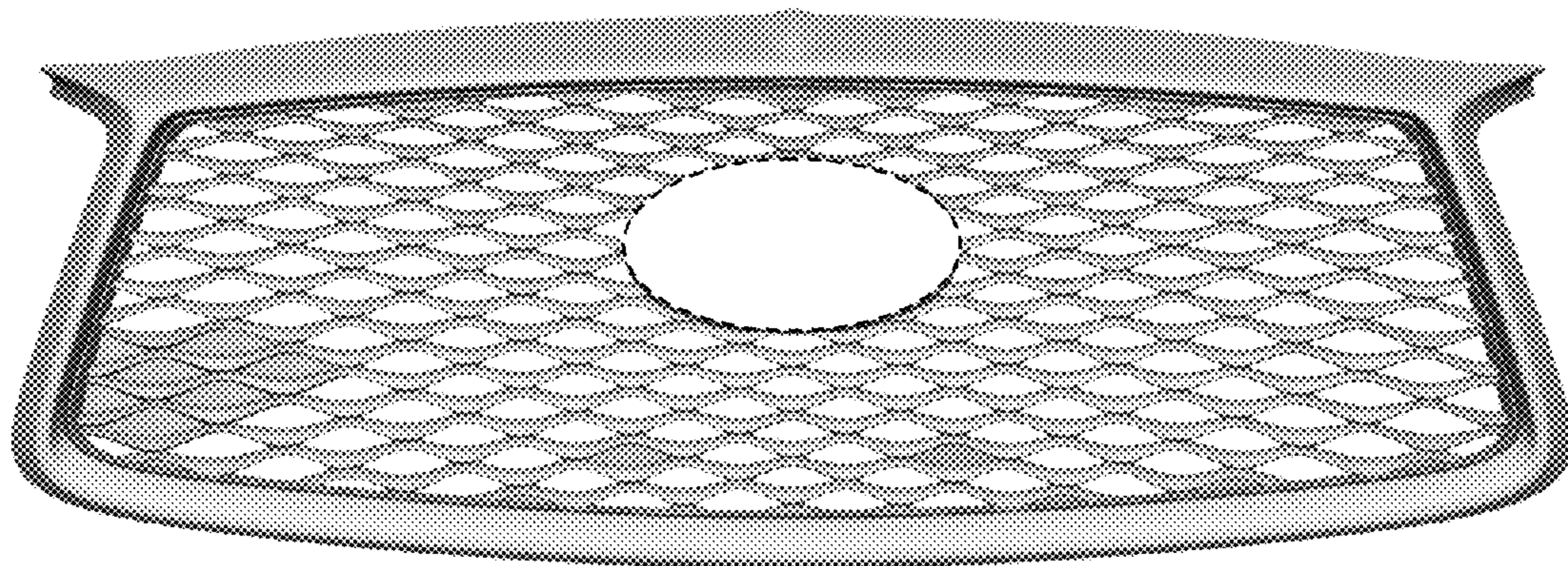
7,153,092 B1 \* 12/2006 Randolph ..... F03D 3/00  
416/55  
D592,562 S \* 5/2009 Kouzai ..... D12/163  
D598,334 S \* 8/2009 Giachin ..... D12/163  
D626,464 S 11/2010 Yanase et al.  
D629,339 S 12/2010 Choi et al.  
D667,762 S 9/2012 Yanase  
D675,134 S 1/2013 Yamamoto et al.  
D682,753 S 5/2013 Yoshida et al.  
D689,414 S \* 9/2013 Endo ..... D12/163  
D718,196 S 11/2014 Whang et al.  
D729,705 S \* 5/2015 Gunnarson ..... D12/163

The broken line shown on the radiator grill is for purpose of illustrating environmental structure and forms no part of the claimed design.

The rear surface shown in broken lines and forming no part of the claimed design.

(Continued)

**1 Claim, 7 Drawing Sheets**



(56)

References Cited

U.S. PATENT DOCUMENTS

D739,796 S \* 9/2015 Gunnarson ..... D12/163  
 D756,854 S 5/2016 Horiuchi et al.  
 D773,347 S \* 12/2016 Whang ..... D12/163  
 D774,998 S \* 12/2016 Munakata ..... D12/163  
 2004/0190985 A1\* 9/2004 Aigner ..... B60R 19/52  
 403/329  
 2006/0119115 A1\* 6/2006 Filip ..... B60R 19/52  
 293/115  
 2016/0137053 A1\* 5/2016 Dubey ..... B60K 11/08  
 180/68.1  
 2017/0137954 A1\* 5/2017 Hashimoto ..... B60K 11/08

FOREIGN PATENT DOCUMENTS

JP D1328266 S 4/2008  
 JP D1328492 S 4/2008  
 JP D1328919 S 5/2008  
 JP D1328922 S 5/2008  
 JP D1332832 S 6/2008  
 JP D1336885 S 8/2008  
 JP D1342855 S 10/2008  
 JP D1345909 S 12/2008  
 JP D1346801 S 12/2008

JP D1343175 S 1/2009  
 JP D1358669 S 5/2009  
 JP D1360520 S 6/2009  
 JP D1370754 S 10/2009  
 JP D1389325 S 6/2010  
 JP D1397623 S 9/2010  
 JP 1402614 S 12/2010  
 JP 1403178 S 12/2010  
 JP 1423445 S 9/2011  
 JP D1430976 S 1/2012  
 JP D1432891 S 2/2012  
 JP D1447942 S 8/2012  
 JP D1457014 S 12/2012  
 JP D1379244 S 1/2013  
 JP D1461646 S 2/2013  
 JP D1473684 S 7/2013  
 JP D1458397 S 12/2013  
 JP 1487621 S 1/2014  
 JP D1493624 S 3/2014  
 JP D1505489 S 8/2014  
 JP D1517669 S 2/2015  
 JP D1526241 S 6/2015  
 JP D1549273 S 5/2016  
 JP D1550057 S 5/2016  
 JP D1550904 S 6/2016  
 JP D1554573 S 7/2016

\* cited by examiner



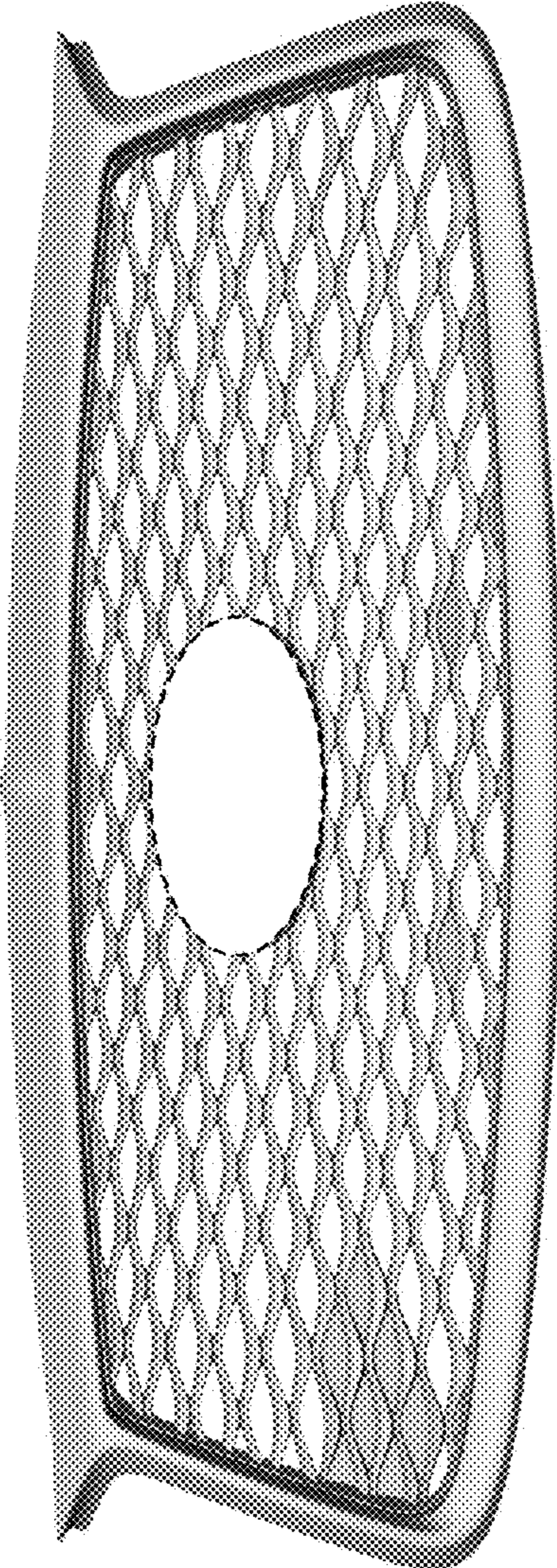


FIG. 1




FIG. 2




FIG. 3

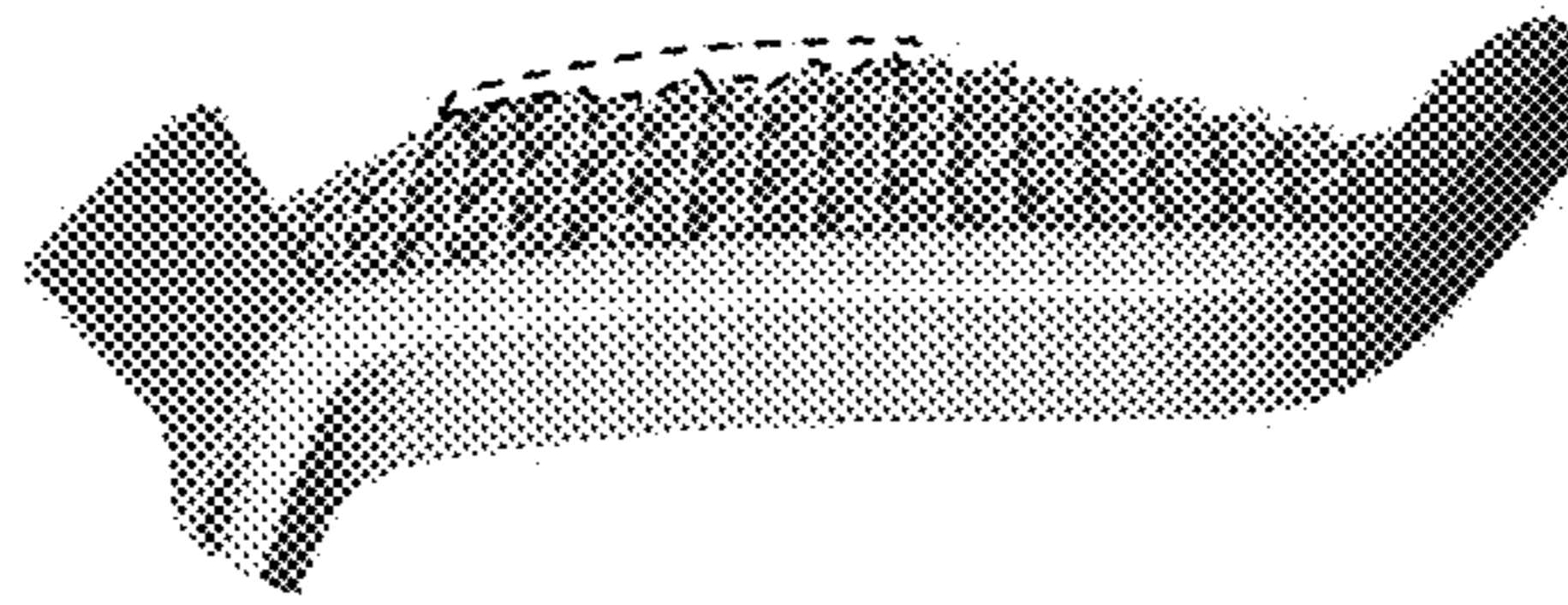


FIG. 4

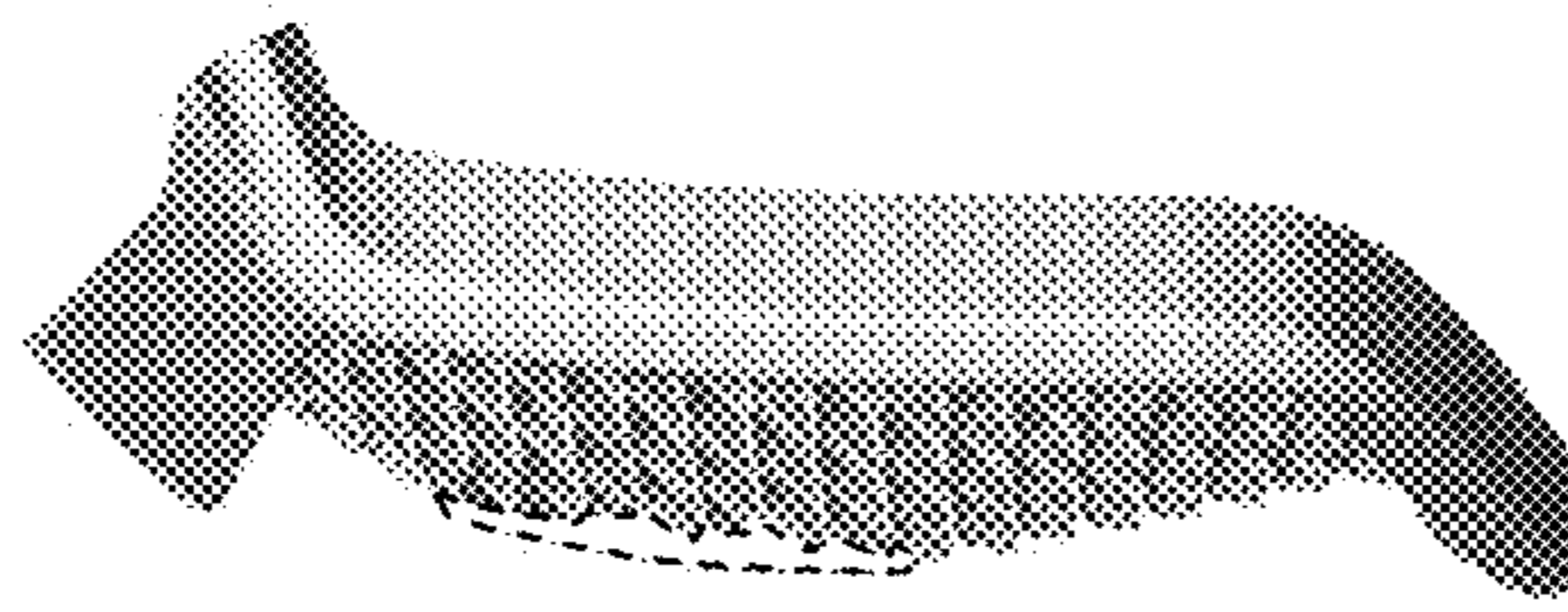


FIG. 5



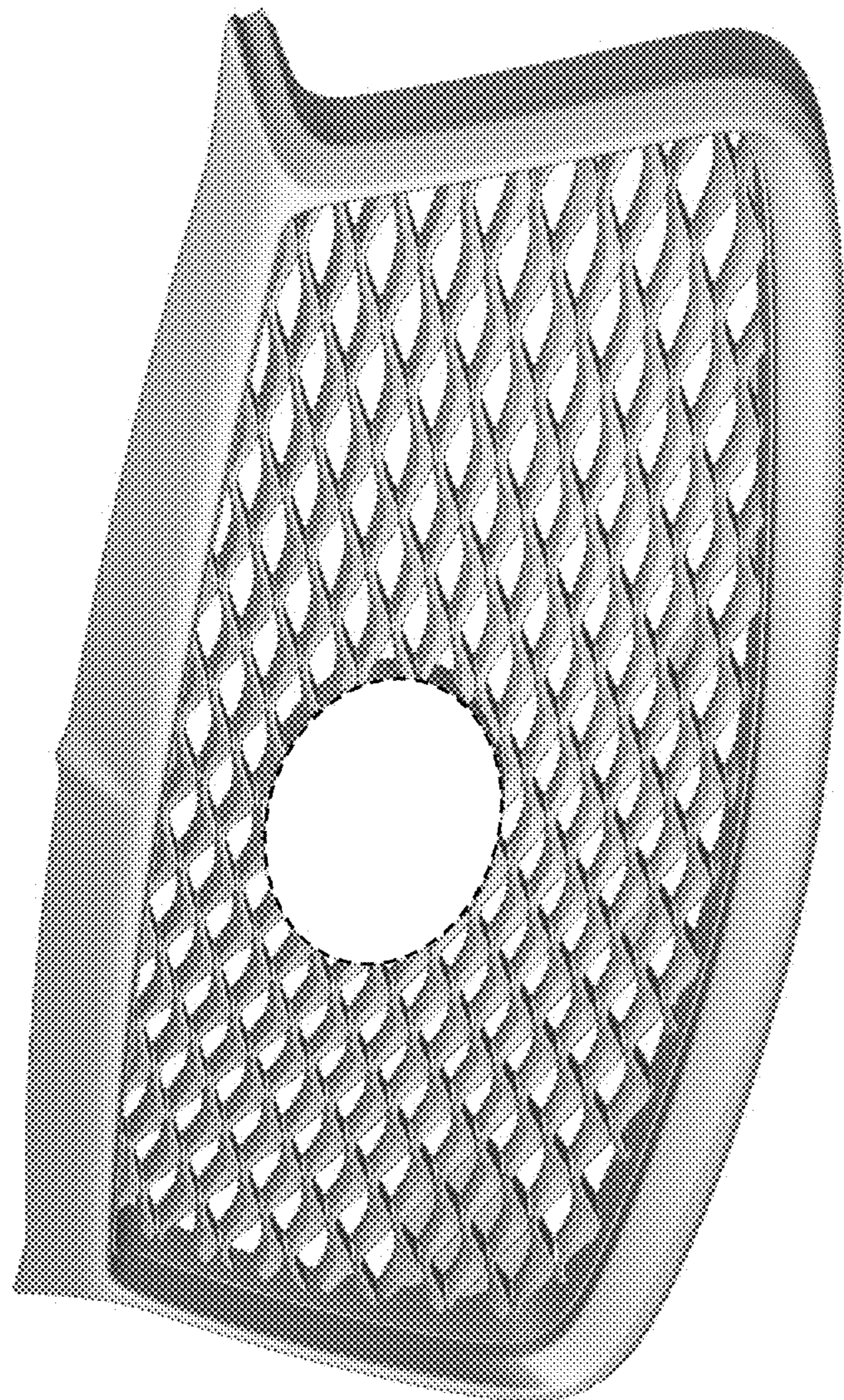


FIG. 6






FIG. 7