



US00D807229S

(12) **United States Design Patent**  
**Tsubaki et al.**

(10) **Patent No.:** **US D807,229 S**  
(45) **Date of Patent:** **\*\* Jan. 9, 2018**

(54) **FRONT PORTION OF A MOTOR VEHICLE**  
(71) Applicant: **Mazda Motor Corporation**, Hiroshima (JP)  
(72) Inventors: **Takanori Tsubaki**, Hiroshima (JP); **Hiroto Arai**, Hiroshima (JP); **Shun Yamashita**, Hiroshima (JP); **Atsunori Mori**, Hiroshima (JP)  
(73) Assignee: **Mazda Motor Corporation**, Hiroshima (JP)

(\*\*) Term: **15 Years**

(21) Appl. No.: **29/582,348**

(22) Filed: **Oct. 27, 2016**

(30) **Foreign Application Priority Data**

Apr. 27, 2016 (JP) ..... D2016-009213

(51) **LOC (11) Cl.** ..... **12-08**

(52) **U.S. Cl.**  
USPC ..... **D12/92**

(58) **Field of Classification Search**  
USPC ..... D12/90-92, 164, 169, 196;  
296/181.1-181.5; D21/548, 560  
CPC ..... B60Y 2306/01; B60K 11/085  
See application file for complete search history.

(56) **References Cited**

**U.S. PATENT DOCUMENTS**

D719,486 S \* 12/2014 Murakami ..... D12/91  
D719,875 S \* 12/2014 Jang ..... D12/91  
D727,795 S \* 4/2015 Wagner ..... D12/91  
9,211,836 B2 \* 12/2015 Eckert ..... B60Q 1/0416  
D763,136 S \* 8/2016 Minami ..... D12/92  
D764,975 S \* 8/2016 Aengenheyster ..... D12/91  
D764,976 S \* 8/2016 Aengenheyster ..... D12/91

D771,532 S \* 11/2016 Kapitonov ..... D12/169  
D781,180 S \* 3/2017 Minami ..... D12/91  
D788,644 S \* 6/2017 Mueller ..... D12/91  
D788,645 S \* 6/2017 Mueller ..... D12/91  
D795,744 S \* 8/2017 Sahara ..... D12/91

**FOREIGN PATENT DOCUMENTS**

AU 366039 12/2015  
JP D1460391 S 4/2013

**OTHER PUBLICATIONS**

Mazda Motor Corporation; News From Mazda; Nov. 19, 2015; Web site of Mazda Motor Corporation "CX-9"; <http://www2.mazda.com/ja/publicity/release/2015/201511/151119a.html>.

\* cited by examiner

*Primary Examiner* — John Windmuller

*Assistant Examiner* — Melvin L Davis

(74) *Attorney, Agent, or Firm* — Studebaker & Brackett PC

(57) **CLAIM**

The ornamental design for a front portion of a motor vehicle, as shown and described.

**DESCRIPTION**

FIG. 1 is a perspective view of a front portion of a motor vehicle;

FIG. 2 is an enlarged perspective view thereof;

FIG. 3 is a front view thereof;

FIG. 4 is a rear view thereof;

FIG. 5 is a left side view thereof; and,

FIG. 6 is a top view thereof.

The de-emphasized and halftone portions shown in the drawings illustrate environmental structure for the front portion of a motor vehicle that forms no part of the claimed design.

**1 Claim, 6 Drawing Sheets**






FIG.1





FIG. 2




FIG. 3






FIG. 4



FIG. 5

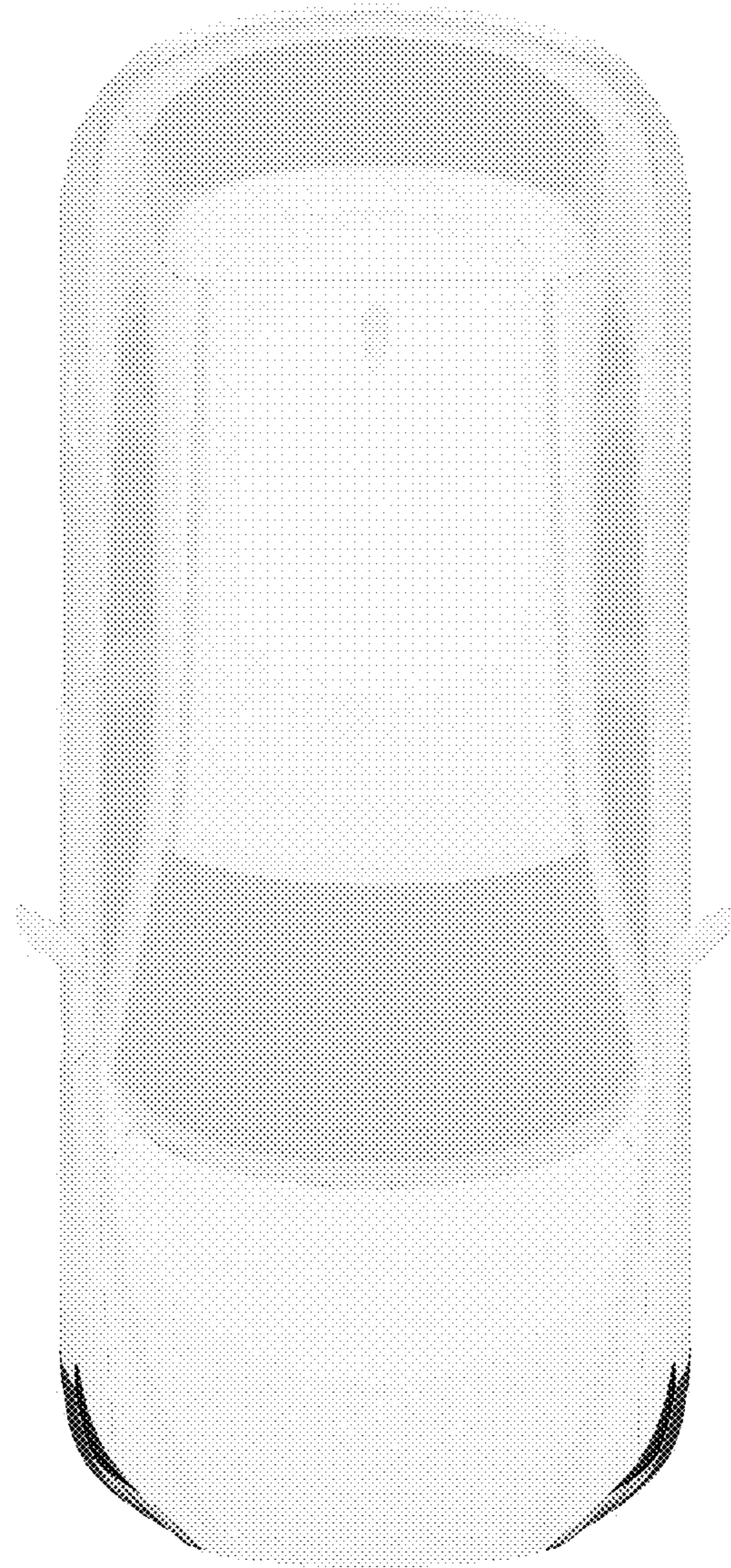


FIG.6