



US00D807214S

(12) **United States Design Patent**  
**Au Yeung**

(10) **Patent No.:** **US D807,214 S**  
(45) **Date of Patent:** **\*\* Jan. 9, 2018**

(54) **3D MULTI FUNCTION PEDOMETER**

(56) **References Cited**

(71) Applicant: **Kwok Keung Au Yeung**, New Territories (HK)

U.S. PATENT DOCUMENTS

(72) Inventor: **Kwok Keung Au Yeung**, New Territories (HK)

D765,656 S \* 9/2016 Forakis ..... D10/98  
D779,989 S \* 2/2017 Lee ..... D10/70  
D787,960 S \* 5/2017 Park ..... D10/98  
D788,608 S \* 6/2017 Houin ..... D10/70

(73) Assignee: **ARIEL PREMIUM SUPPLY, INC.**, St. Louis, MO (US)

\* cited by examiner

(\*\*) Term: **15 Years**

*Primary Examiner* — Antoine Duval Davis

(21) Appl. No.: **29/565,679**

(57) **CLAIM**

The ornamental design for a 3D multi function pedometer, as shown and described.

(22) Filed: **May 24, 2016**

**DESCRIPTION**

(51) **LOC (11) Cl.** ..... **10-04**

The patent or application file contains at least one drawing executed in color. Copies of this patent or patent application publication with color drawing(s) will be provided by the Office upon request and payment of the necessary fee.

(52) **U.S. Cl.**

USPC ..... **D10/98**; D10/70

FIG. 1 is a front view thereof a 3D multi function pedometer showing my new design;

(58) **Field of Classification Search**

USPC ..... D10/30-39, 70, 97, 98; D11/3; D14/138 R, 203.5, 203.6, 341, 344, 347; D24/167, 168, 186

FIG. 2 is a rear view thereof;

CPC ..... A63B 24/00; A63B 2220/14; A63B 71/06; A63B 26/00; A63B 24/0075; A63B 2071/0663; Y10S 482/909; Y10S 482/901; A41D 1/002; A44C 5/0015; A44C 5/102; A44C 5/14; A44C 5/02; A61B 19/44; A61B 2019/446

FIG. 3 is a left side view thereof;

FIG. 4 is a right side view thereof;

FIG. 5 is a top plan view thereof;

FIG. 6 is a bottom plan view thereof; and,

FIG. 7 is a perspective view thereof.

See application file for complete search history.

**1 Claim, 4 Drawing Sheets**  
**(4 of 4 Drawing Sheet(s) Filed in Color)**






Fig. 1




Fig. 2



Fig. 3



Fig. 4




Fig. 5




Fig. 6



Fig. 7