



US00D807197S

(12) **United States Design Patent** (10) **Patent No.:** **US D807,197 S**  
**Kilduff et al.** (45) **Date of Patent:** **\*\* Jan. 9, 2018**

(54) **LOCKABLE BAG**

(71) Applicant: **POLLEN GEAR LLC**, New York, NY (US)

(72) Inventors: **Edward Kilduff**, New York, NY (US); **Shane Grant Blomberg**, Brooklyn, NY (US)

(73) Assignee: **POLLEN GEAR LLC**, New York, NY (US)

(\*\*) Term: **15 Years**

(21) Appl. No.: **29/584,476**

(22) Filed: **Nov. 15, 2016**

(51) **LOC (11) Cl.** ..... **09-05**

(52) **U.S. Cl.**  
 USPC ..... **D9/709**

(58) **Field of Classification Search**  
 USPC ..... D9/702-714, 720-722, 435, 414-420, D9/424-433, 438, 442, 499; 383/104, 383/120-121, 107, 114, 61.1, 61.2, 64, 383/103, 210.1, 66, 62; 229/200, 201, 229/125.15, 213, 80; 222/107; D3/303, D3/273, 232, 203.1; 426/106; 206/541, 206/223, 524.8; 220/495.03; 53/456, 53/459, 405; 283/81, 100-101; 428/34.3; 493/212-213, 186; 24/415, 24/585.12, DIG. 11, 30.5 R, 30.5 L, 24/585.1, 399, 387  
 CPC ..... B65D 33/00; B65D 33/16  
 See application file for complete search history.

6,481,890 B1 11/2002 VandenHeuvel  
 D502,390 S \* 3/2005 Ouchi ..... D9/705  
 7,029,178 B2 4/2006 Gzybowski  
 7,090,397 B2 8/2006 Stolmeier  
 7,213,303 B1 \* 5/2007 Savicki ..... B65D 33/2591  
 24/30.5 R  
 7,255,477 B2 8/2007 Arnell  
 7,481,580 B2 \* 1/2009 Schreiter ..... B65D 33/2591  
 383/203  
 7,494,280 B2 2/2009 Gzybowski  
 D597,416 S \* 8/2009 Berman ..... D9/707  
 D597,854 S \* 8/2009 Berman ..... D9/707  
 7,600,300 B2 \* 10/2009 Russell ..... B65D 33/2591  
 24/30.5 R  
 7,670,052 B2 \* 3/2010 Chaturvedi ..... B65D 33/2591  
 24/399  
 D710,212 S \* 8/2014 Coleman ..... D9/709  
 D730,745 S \* 6/2015 Cowan-Hughes ..... D9/709  
 9,321,560 B2 4/2016 Dowler et al.

\* cited by examiner

*Primary Examiner* — Abraham Bahta  
 (74) *Attorney, Agent, or Firm* — RMCK Law Group PLC

(57) **CLAIM**


The ornamental design for lockable bag, as shown and described.

**DESCRIPTION**

FIG. 1 is a front perspective view of a lockable bag in a closed and locked condition showing our new design;  
 FIG. 2 is a rear perspective view of the lockable bag of FIG. 1.  
 FIG. 3 is a front view of the lockable bag of FIG. 1.  
 FIG. 4 is a rear view of the lockable bag of FIG. 1.  
 FIG. 5 is a first side view of the lockable bag of FIG. 1.  
 FIG. 6 is a second side view of the lockable bag of FIG. 1.  
 FIG. 7 is a top view of the lockable bag of FIG. 1; and,  
 FIG. 8 is a bottom view of the lockable bag of FIG. 1.

**1 Claim, 6 Drawing Sheets**

(56) **References Cited**  
 U.S. PATENT DOCUMENTS  
 5,851,071 A 12/1998 Arnell  
 6,074,094 A 6/2000 Manolizi et al.






FIG.1

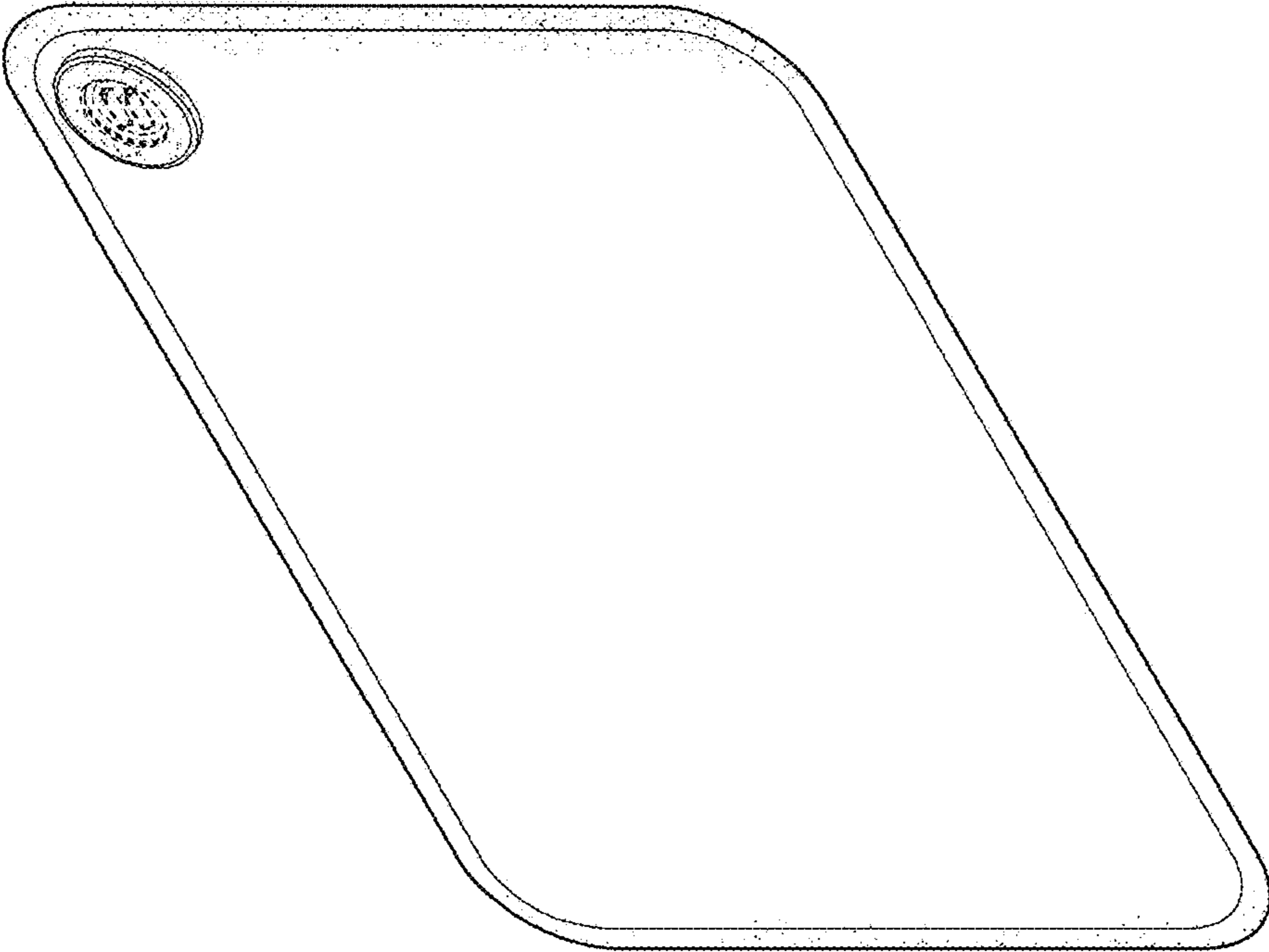


FIG.2

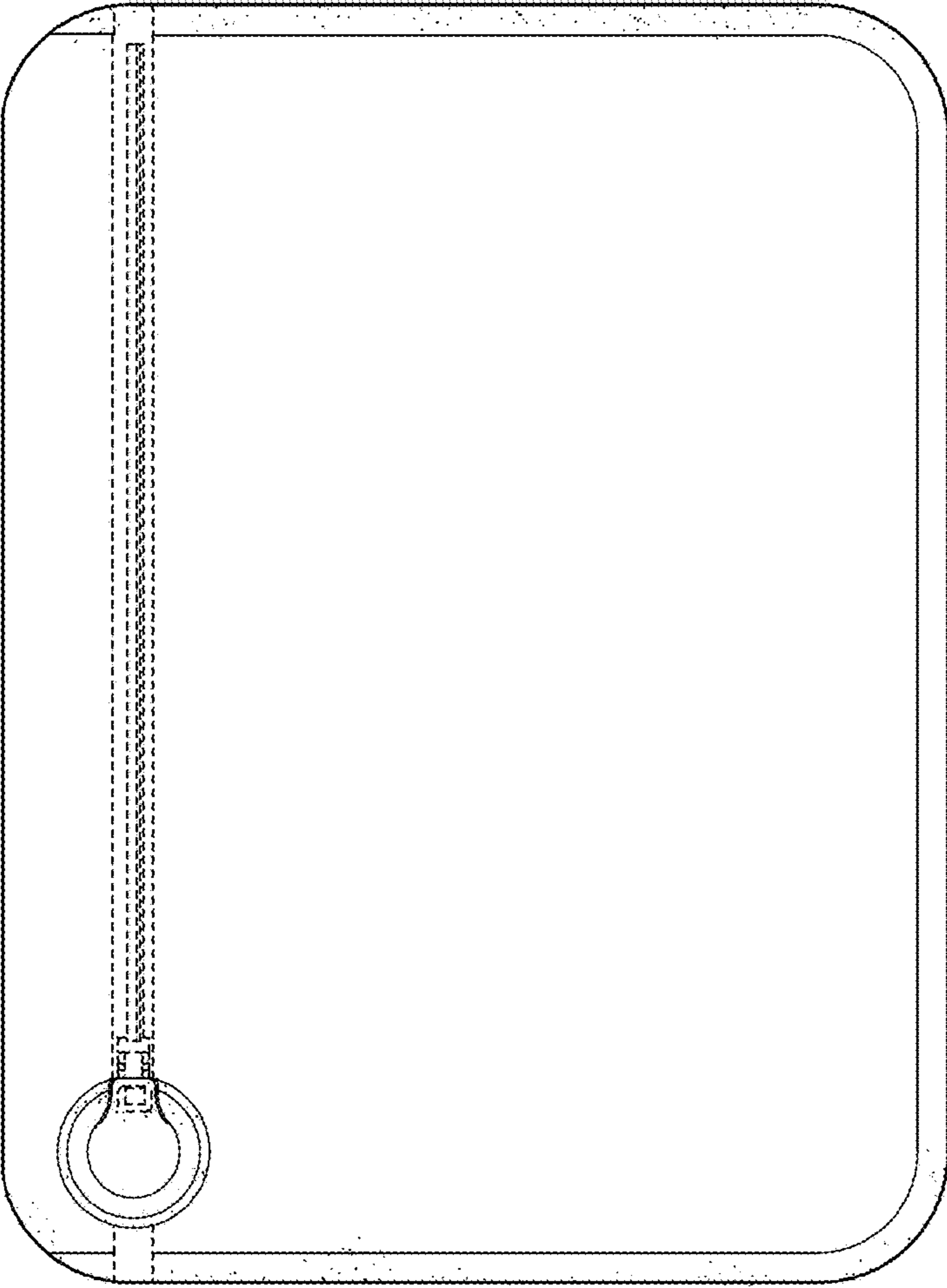


FIG.3




FIG.4



FIG. 6



FIG. 5




FIG. 7



FIG. 8