



US00D807189S

(12) **United States Design Patent**
Hanan et al.

(10) **Patent No.:** **US D807,189 S**
(45) **Date of Patent:** **** Jan. 9, 2018**

(54) **BOTTLE**

(71) Applicant: **Niagara Bottling, LLC.**, Ontario, CA (US)

(72) Inventors: **Jay Clarke Hanan**, Ontario, CA (US);
Zachary Curhan, Ontario, CA (US);
Stephanie Pietrasch, Regensburg (GB);
Chase Parda, Wauwatosa, WI (US);
Joshua Dums, Greenfield, WI (US)

(73) Assignee: **Niagara Bottling, LLC**, Ontario, CA (US)

(**) Term: **15 Years**

(21) Appl. No.: **29/539,971**

(22) Filed: **Sep. 18, 2015**

(51) **LOC (11) Cl.** **09-01**

(52) **U.S. Cl.**
USPC **D9/556; D9/520; D9/558; D9/575**

(58) **Field of Classification Search**
USPC **D9/500, 503, 516, 519-520, 530, D9/537-540, 549, 556, 558, 575, 715, D9/719**

CPC **B65D 1/00; B65D 1/02; B65D 1/0223; B65D 23/00; B65D 2501/00; B65D 2501/0009**

See application file for complete search history.

(56) **References Cited**

U.S. PATENT DOCUMENTS

- D121,192 S * 6/1940 McKnight D9/558
- 3,598,270 A * 8/1971 Adomaitis B65D 1/0284
- 215/375
- D222,851 S * 1/1972 Adomaitis et al. D9/501
- D278,597 S * 4/1985 McAlinden D9/500
- 4,552,275 A * 11/1985 Chang B65D 23/001
- 215/372
- D371,739 S 7/1996 VanDyk

- D517,923 S 3/2006 Iturriza
- D545,680 S 7/2007 Cha et al.
- D547,197 S 7/2007 Hermel
- D576,499 S 9/2008 Laupie
- D581,272 S 11/2008 Yourist et al.
- D585,745 S 2/2009 Honkawa
- D596,489 S 7/2009 Weiss
- D601,901 S * 10/2009 Lepoitevin D9/538
- D602,367 S * 10/2009 Lepoitevin D9/538
- D605,047 S 12/2009 Brindfors
- D612,740 S 3/2010 Leone
- D619,457 S 7/2010 Walsh
- D632,576 S * 2/2011 Hermel D9/519
- D666,917 S 9/2012 El Aquah
- D686,078 S 7/2013 Johnson et al.
- D691,886 S 10/2013 Bourguignon
- D702,556 S 4/2014 Quasters
- D702,559 S * 4/2014 Sanders D9/625
- D705,660 S 5/2014 Colloud
- D709,377 S 7/2014 Kondo

(Continued)

Primary Examiner — Dana L Meyrow

(74) *Attorney, Agent, or Firm* — Rutan & Tucker LLP;
Hani Z. Sayed

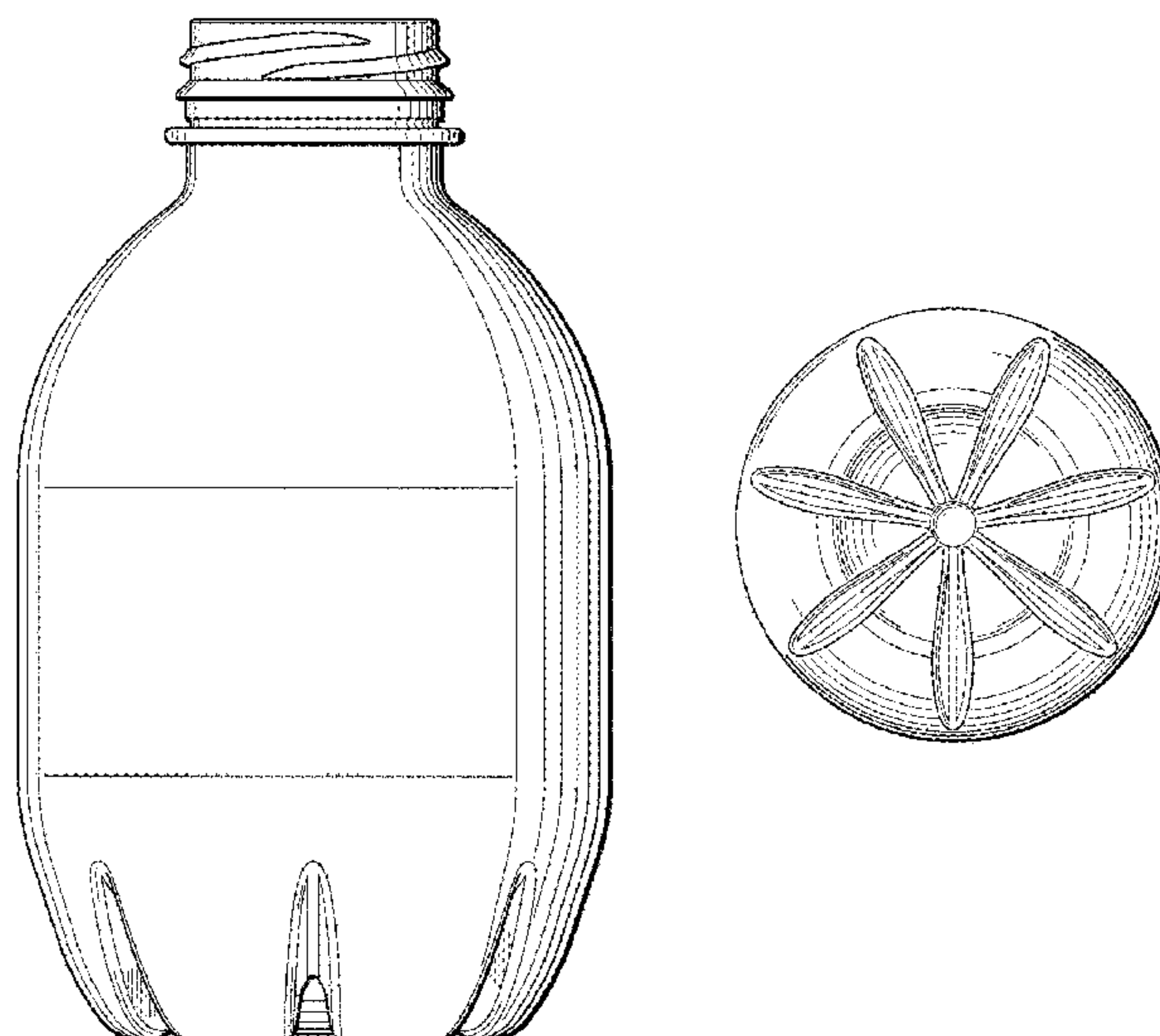
(57) **CLAIM**

The ornamental design for a bottle, as shown and described.

DESCRIPTION

FIG. 1—Bottom, front, left side perspective view of the present invention;
 FIG. 2—Front elevation view;
 FIG. 3—Rear elevation view;
 FIG. 4—Left side elevation view;
 FIG. 5—Right side elevation view;
 FIG. 6—Top plan view; and,
 FIG. 7—Bottom plan view.
 The broken line in the FIG. 6 drawing view illustrates the portion of the bottle that forms no part of the claim.

1 Claim, 4 Drawing Sheets



(56)

References Cited

U.S. PATENT DOCUMENTS

D739,245 S *	9/2015	Dachs	B65D 1/0284
			D9/516
D785,455 S *	5/2017	James	D9/503
2004/0173565 A1*	9/2004	Semersky	B65D 1/0223
			215/382

* cited by examiner

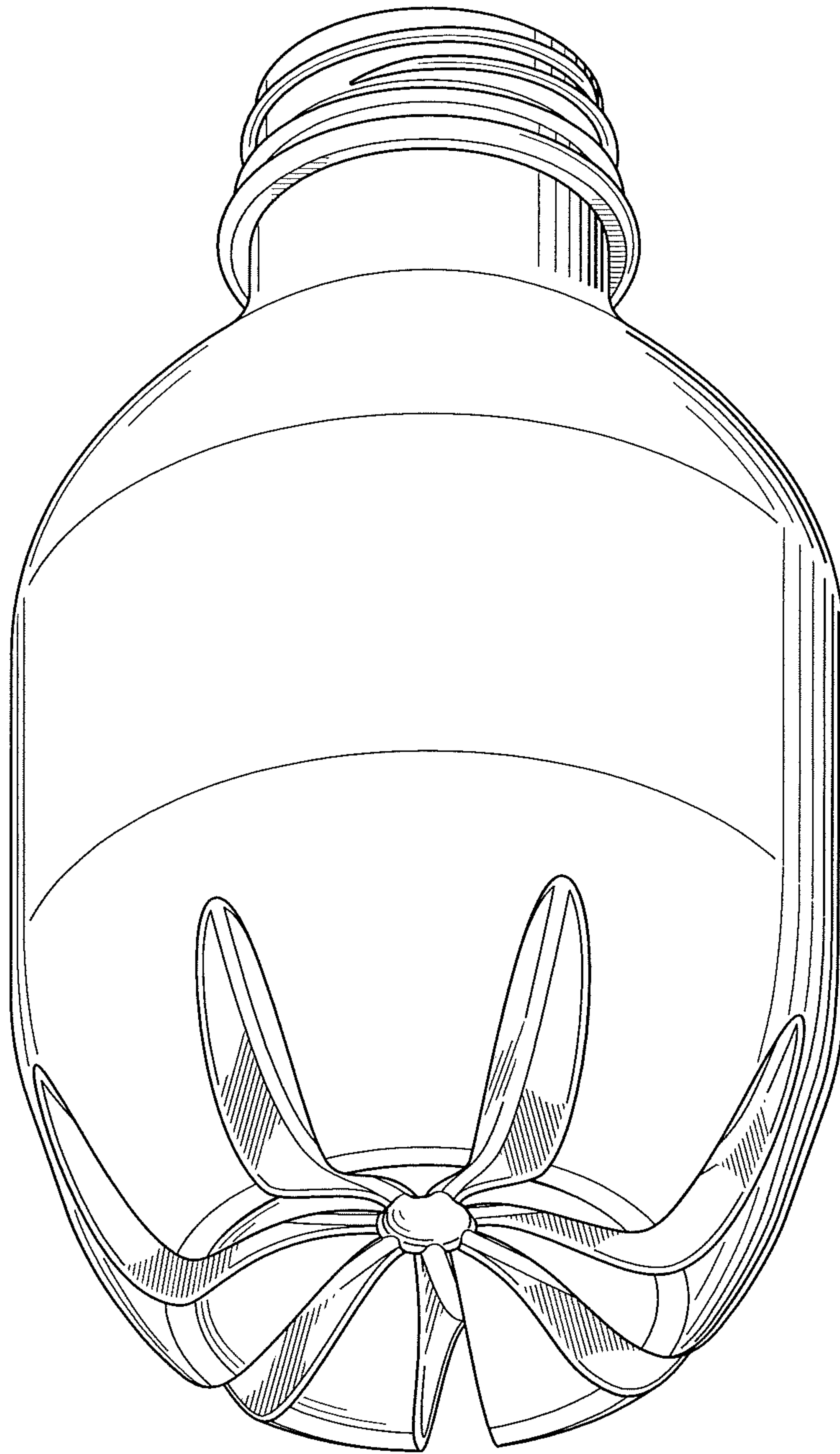


FIG. 1

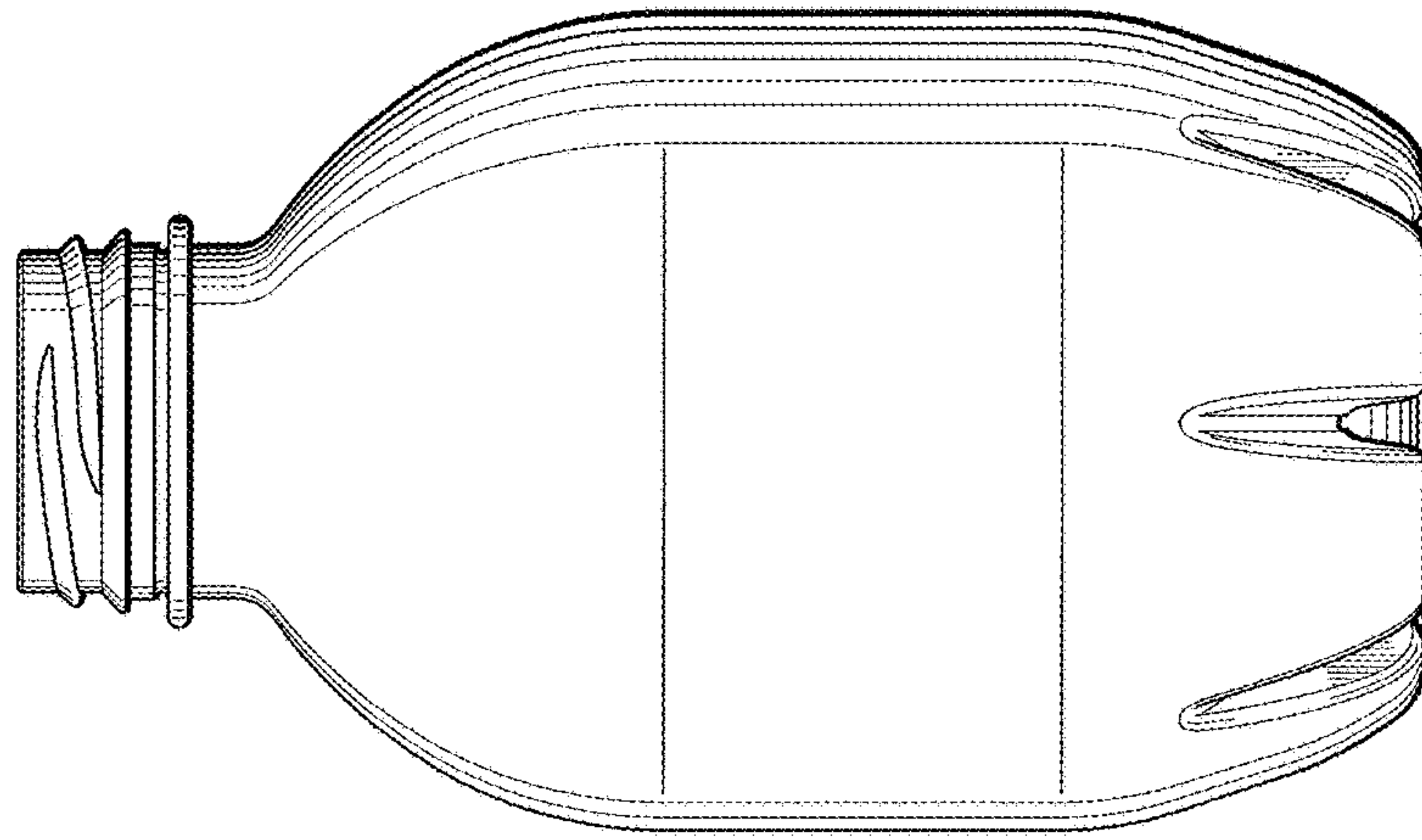


FIG. 3

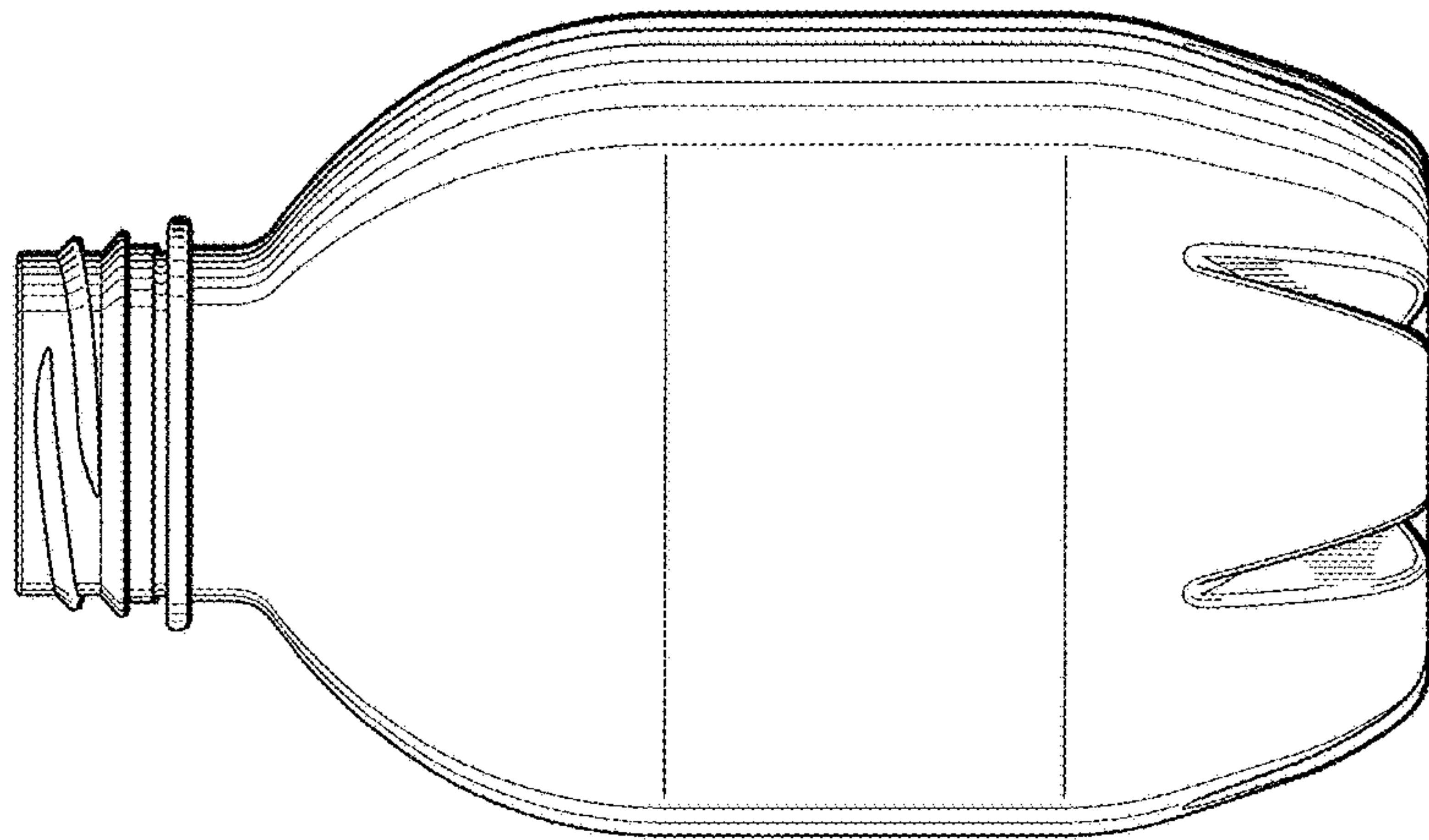


FIG. 2

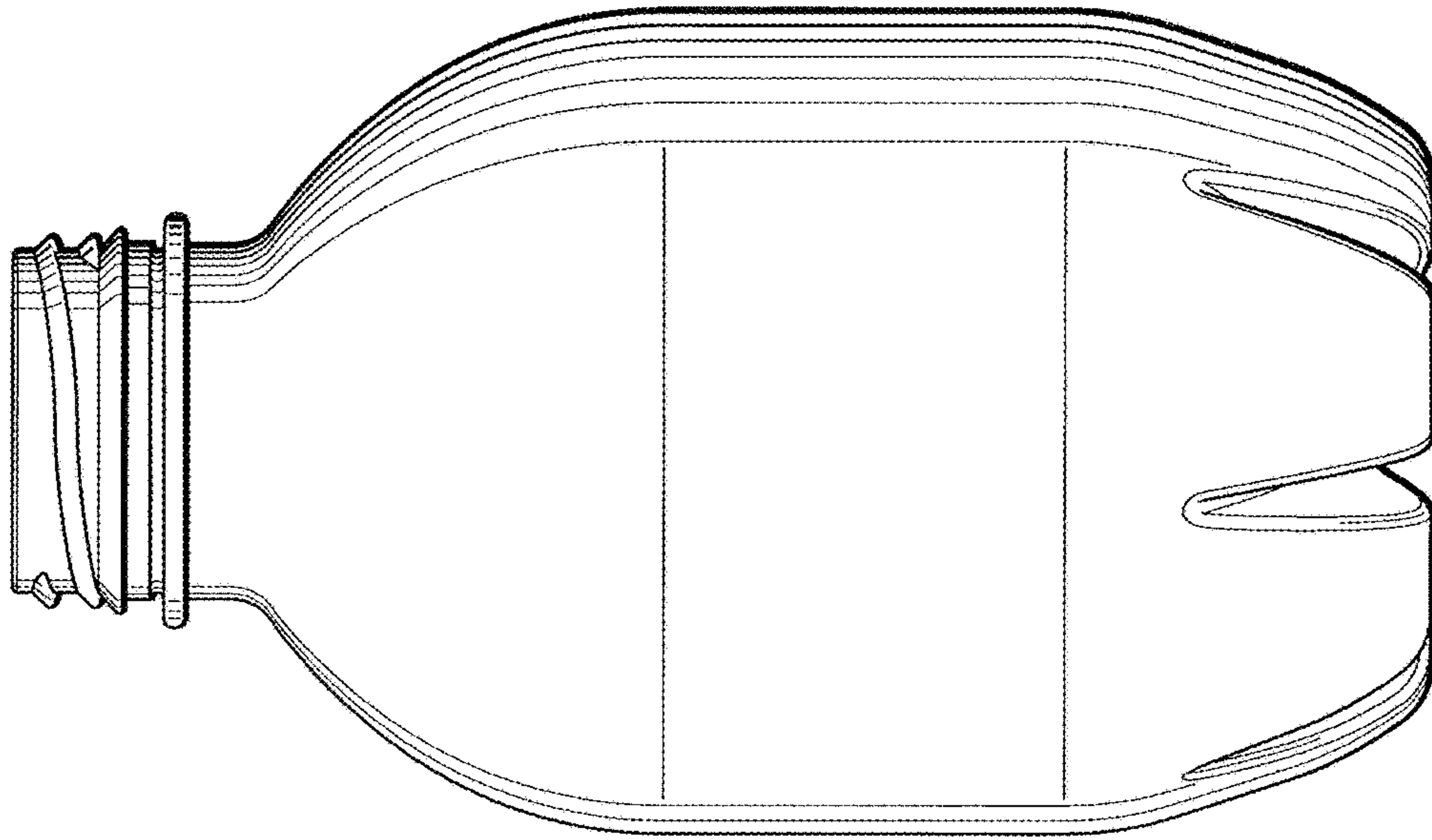


FIG. 5

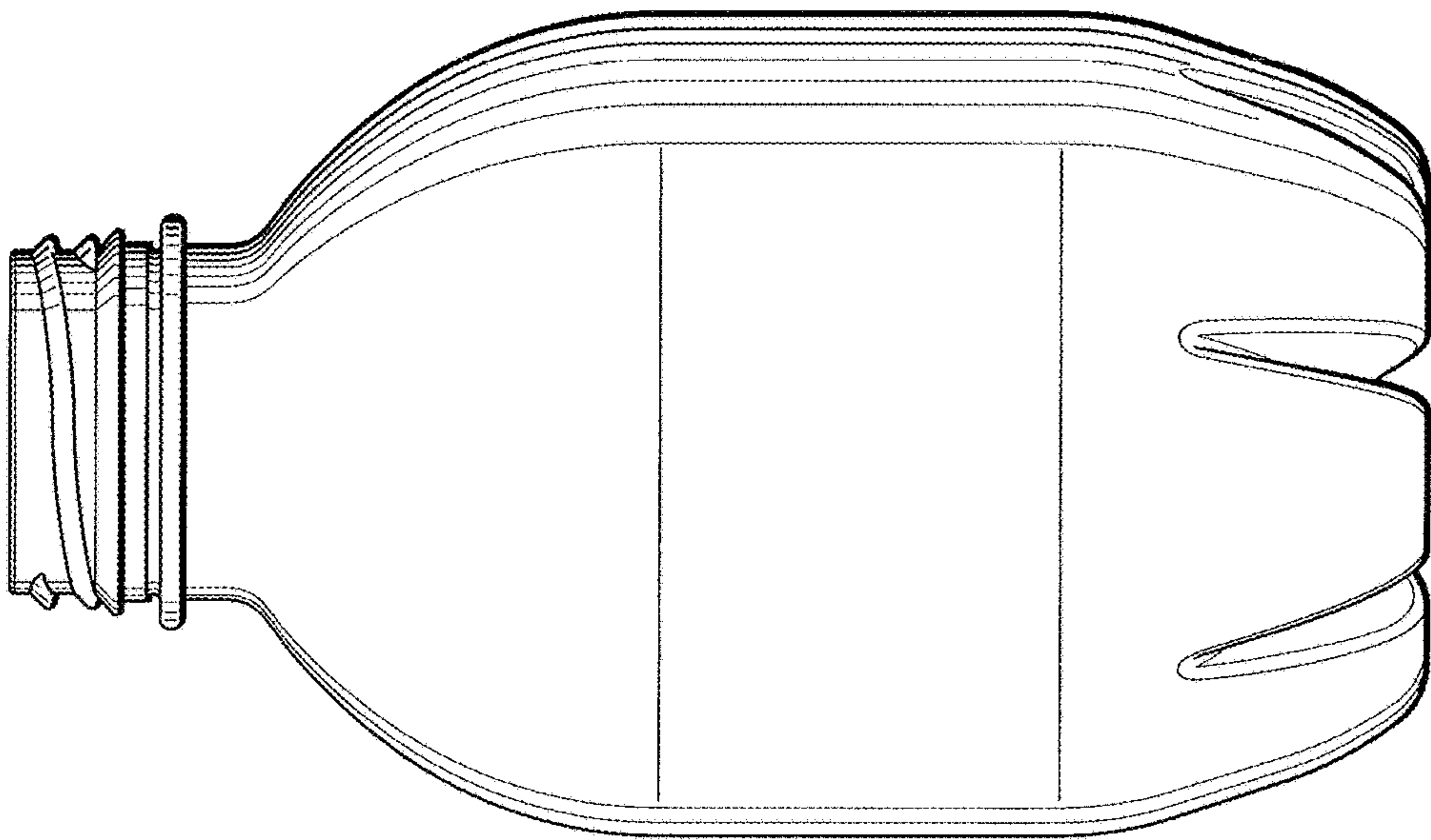


FIG. 4




FIG. 7

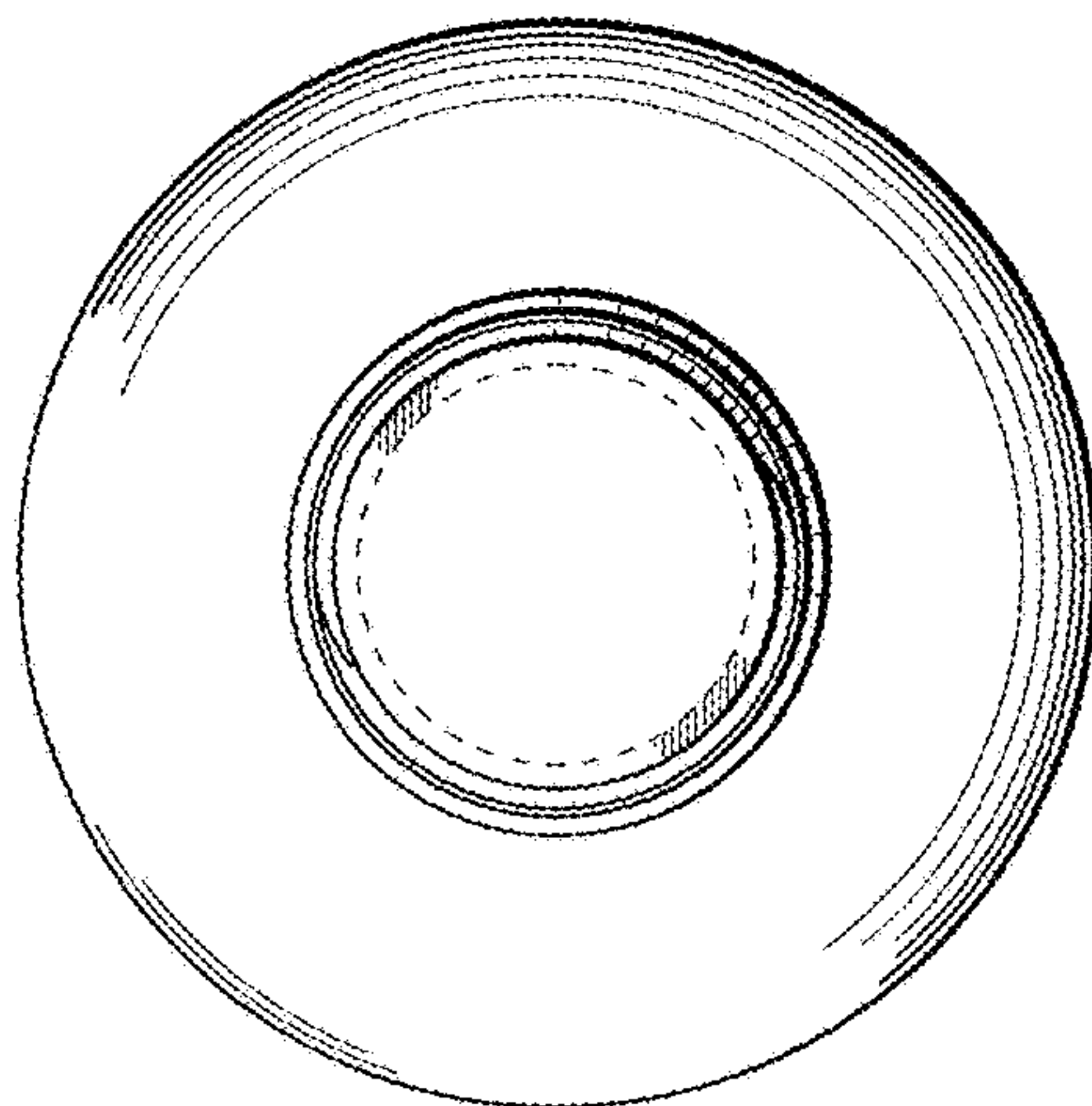


FIG. 6