



US00D807178S

(12) **United States Design Patent**
Laib et al.

(10) **Patent No.:** **US D807,178 S**
(45) **Date of Patent:** **** *Jan. 9, 2018**

- (54) **BOTTLE**
- (71) Applicant: **Owens-Brockway Glass Container Inc.**, Perrysburg, OH (US)
- (72) Inventors: **Douglas Laib**, Perrysburg, OH (US);
Raul M Paredes, Perrysburg, OH (US);
Karl A Reisig, Maumee, OH (US);
Joseph J Balusik, III, Ottawa Lake, MI (US)
- (73) Assignee: **Owens-Brockway Glass Container Inc.**, Perrysburg, OH (US)
- (*) Notice: This patent is subject to a terminal disclaimer.
- (**) Term: **15 Years**
- (21) Appl. No.: **29/529,512**
- (22) Filed: **Jun. 8, 2015**
- (51) **LOC (11) Cl.** **09-01**
- (52) **U.S. Cl.**
USPC **D9/500; D9/550**
- (58) **Field of Classification Search**
USPC D9/500, 502-505, 516, 529-530,
D9/537-541, 544-545, 549, 550, 558,
D9/682, 685-686, 688-691, 715, 719,
D9/724, 763-764, 772, 776-777;
D7/300, 300.1, 598; D24/197; 215/379,
215/381; 220/660, 662, 675
CPC ... B65D 1/00; B65D 1/02; B65D 1/12; B65D
1/14; B65D 1/16; B65D 1/165; B65D
23/00; B65D 81/00; B65D 2501/00;
B65D 2501/0009
See application file for complete search history.

- D237,778 S 11/1975 Lorgues
- D258,197 S * 2/1981 Beeman D9/500
- D272,721 S * 2/1984 Grey D9/500
- D272,990 S 3/1984 Strand
- D330,334 S 10/1992 Rusnock et al.
- D357,864 S 5/1995 Rusnock et al.
- D363,026 S 10/1995 Sillince et al.
- D374,176 S 10/1996 Sillince et al.
- 5,857,275 A 1/1999 Deal
- D412,838 S * 8/1999 Pljatic D9/652
- D414,238 S * 9/1999 Kupperman D22/146
- 6,123,211 A * 9/2000 Rashid B29B 11/08
215/12.1

D452,436 S 12/2001 Darr et al.
(Continued)

Primary Examiner — Dana L Meyrow

(57) **CLAIM**

We claim an ornamental design for a bottle, as shown and described.

DESCRIPTION

FIG. 1 is a perspective view of a bottle in accordance with a first embodiment of our new design.

FIG. 2 is a front elevational view of the bottle in FIG. 1, both side elevational views and the rear elevational view being identical to FIG. 2.

FIG. 3 is a top view of the bottle in FIGS. 1-2.

FIG. 4 is a bottom view of the bottle in FIGS. 1-3.

FIG. 5 is a perspective view of a bottle in accordance with a second embodiment of our new design.

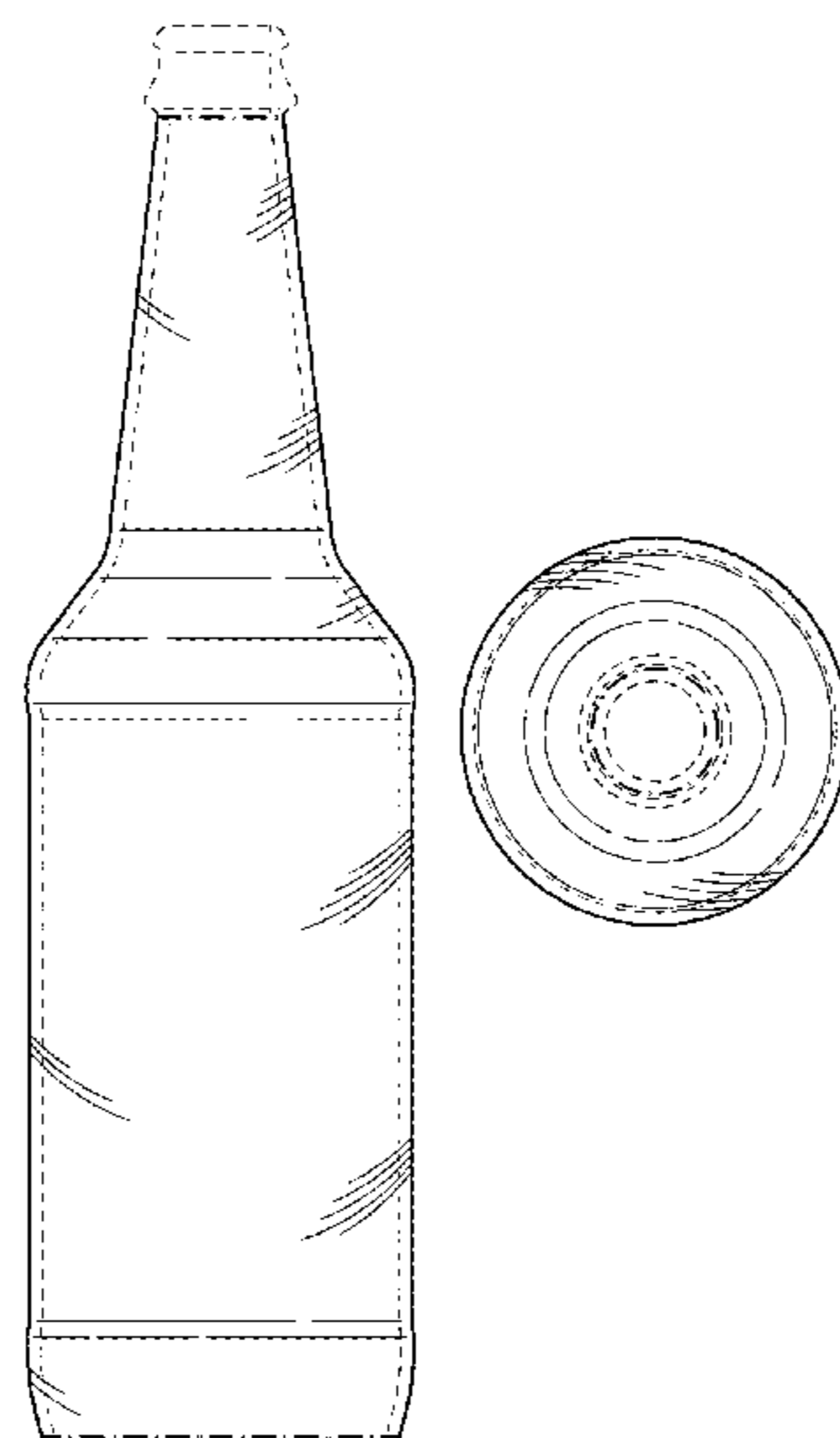
FIG. 6 is a front elevational view of the bottle in FIG. 5, both side elevational views and the rear elevational view being identical to FIG. 6.

FIG. 7 is a top view of the bottle in FIGS. 5-6; and, FIG. 8 is a bottom view of the bottle in FIGS. 5-7.

The evenly-dashed broken lines in the drawings illustrate the portions of the bottle that form no part of the claim. The dot-dash broken lines in the drawings define the bounds of the claim and form no part thereof.

1 Claim, 2 Drawing Sheets

- (56) **References Cited**
U.S. PATENT DOCUMENTS
1,079,403 A 11/1913 Crecellus
D58,203 S 6/1921 Anderson



(56)

References Cited

U.S. PATENT DOCUMENTS

D456,706	S *	5/2002	Rhodes	D9/668
D459,655	S *	7/2002	Darr	D9/502
D461,674	S *	8/2002	Dorney	D7/301
D472,811	S	4/2003	Deubel et al.		
D473,469	S	4/2003	Claessen		
D475,926	S	6/2003	Rusnock et al.		
D476,896	S *	7/2003	Cheng	D9/520
6,659,298	B2 *	12/2003	Wong	B65D 1/0276
					215/371
6,726,044	B1 *	4/2004	Deubel	B65D 1/023
					215/381
D489,983	S	5/2004	Futral et al.		
D489,984	S *	5/2004	Futral	D9/500
D539,163	S *	3/2007	Kiernan	D9/500
D546,686	S	7/2007	Warner		
D572,590	S	7/2008	Coulis et al.		
D630,519	S	1/2011	Toms et al.		
D642,059	S	7/2011	Webster et al.		
D646,166	S	10/2011	Chupa		
D691,482	S	10/2013	Naumann et al.		
D695,614	S	12/2013	Crowe		
D706,634	S	6/2014	Herman et al.		
D711,246	S *	8/2014	Hanson	D9/500
D723,921	S *	3/2015	Herman	D9/500
D742,744	S *	11/2015	Hall	D9/500
D763,694	S *	8/2016	Herman	D9/500
D790,968	S *	7/2017	Thompson	D9/500
2003/0042221	A1	3/2003	Wong		

* cited by examiner

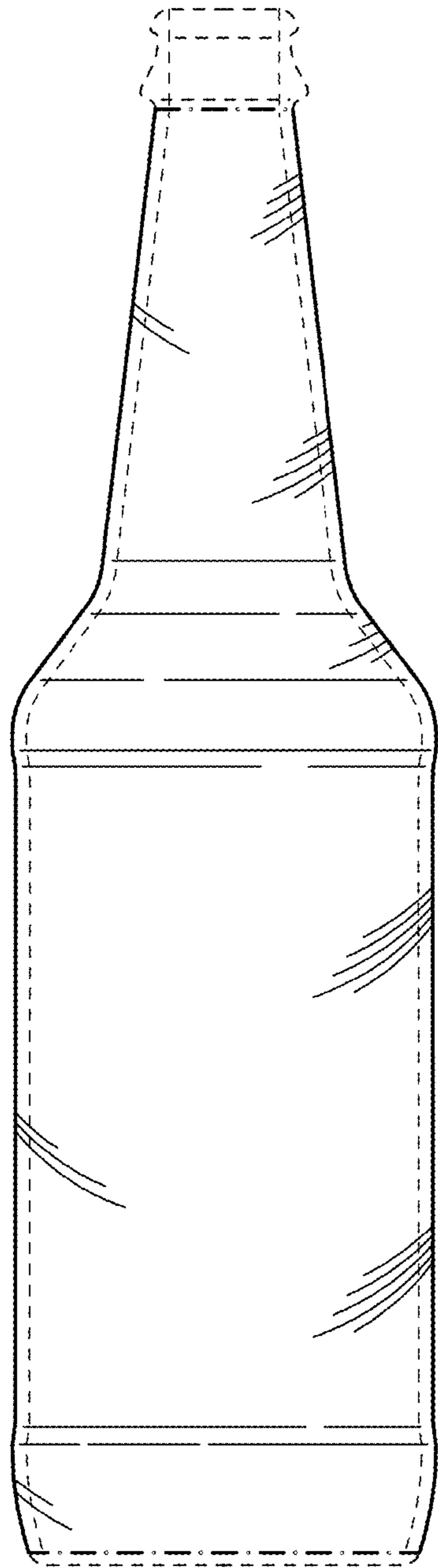


FIG. 2

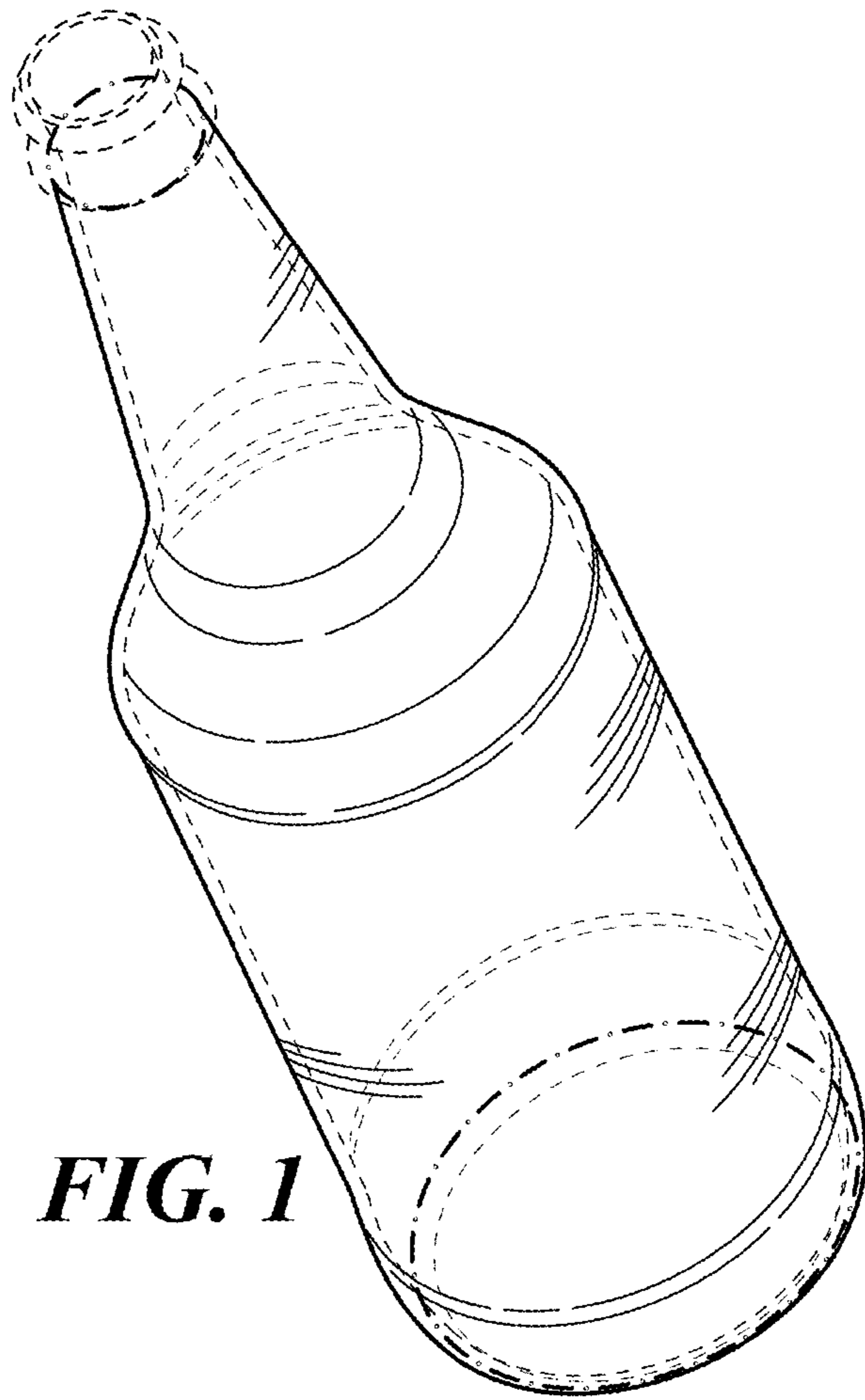


FIG. 1

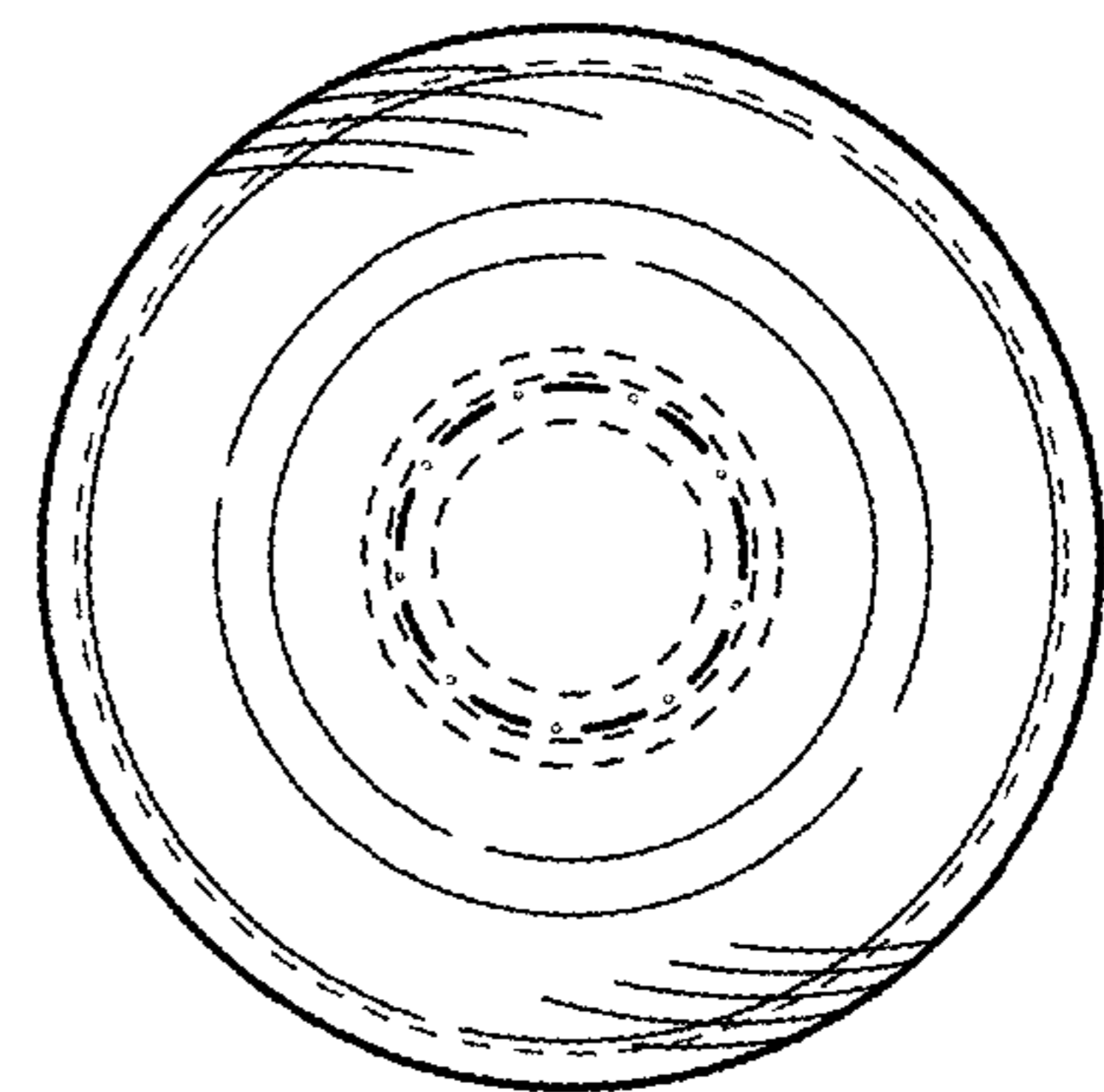


FIG. 3

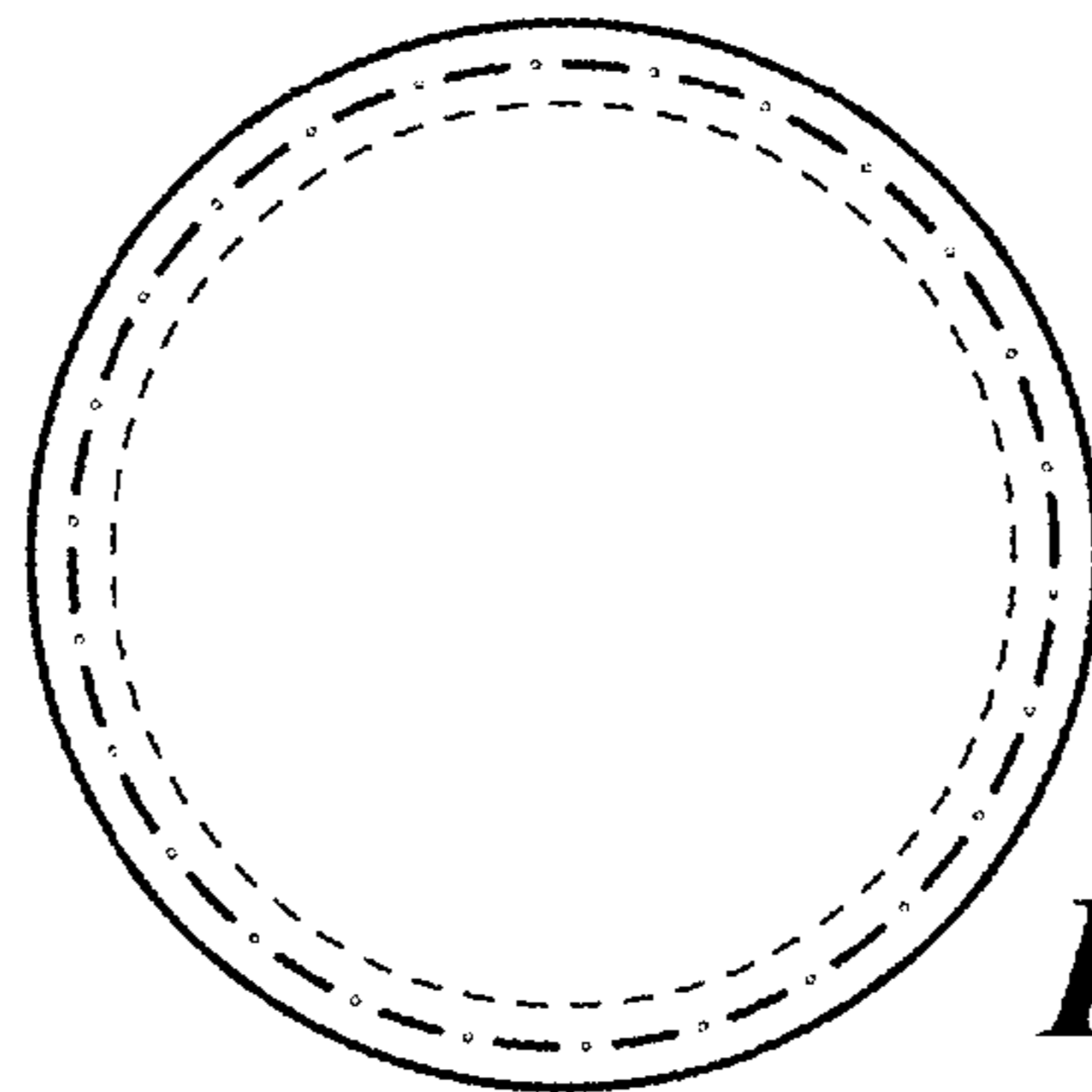


FIG. 4

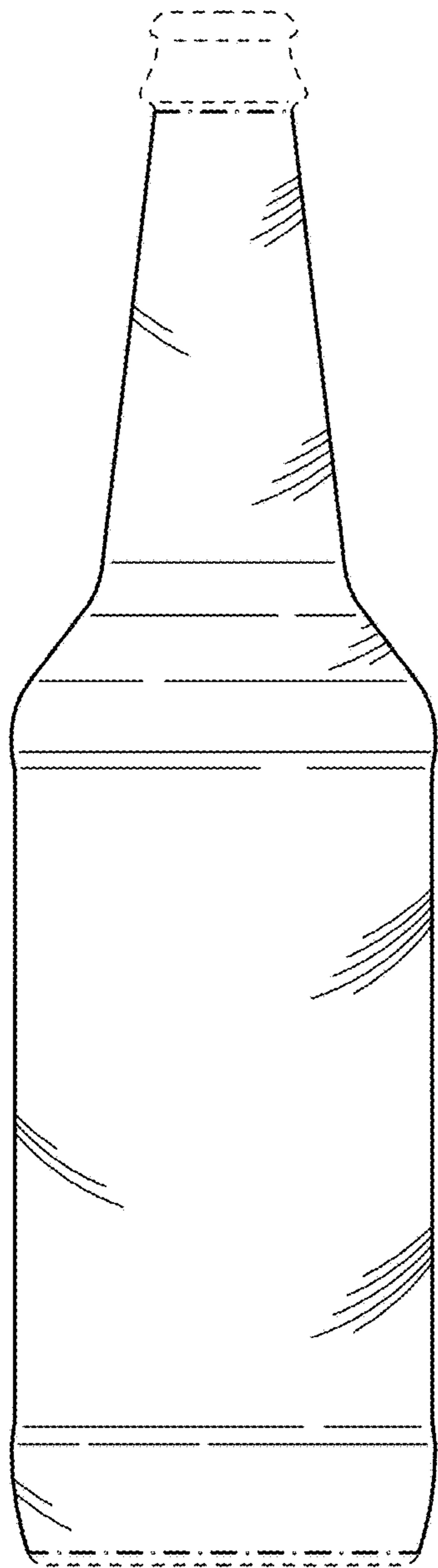


FIG. 6

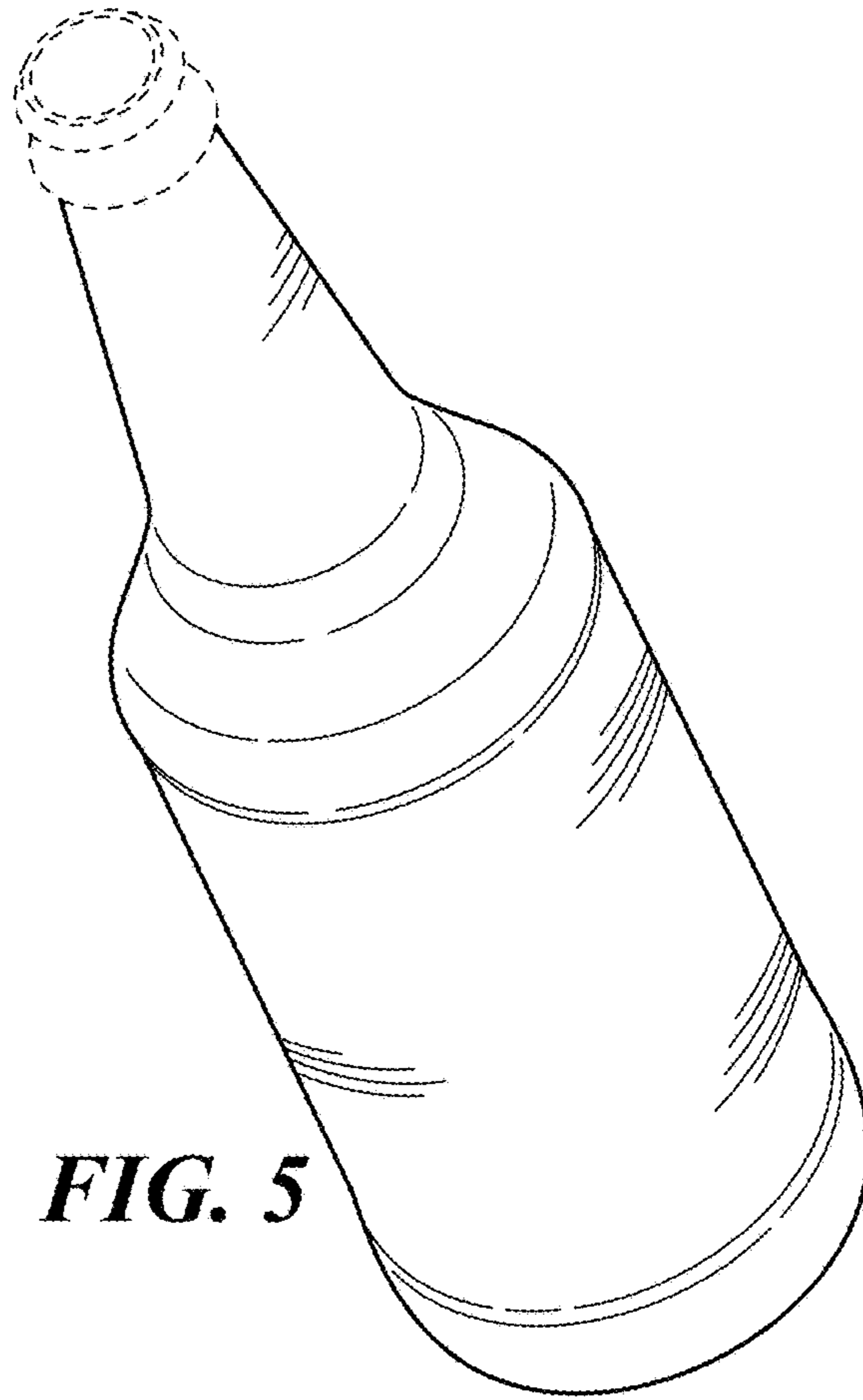


FIG. 5

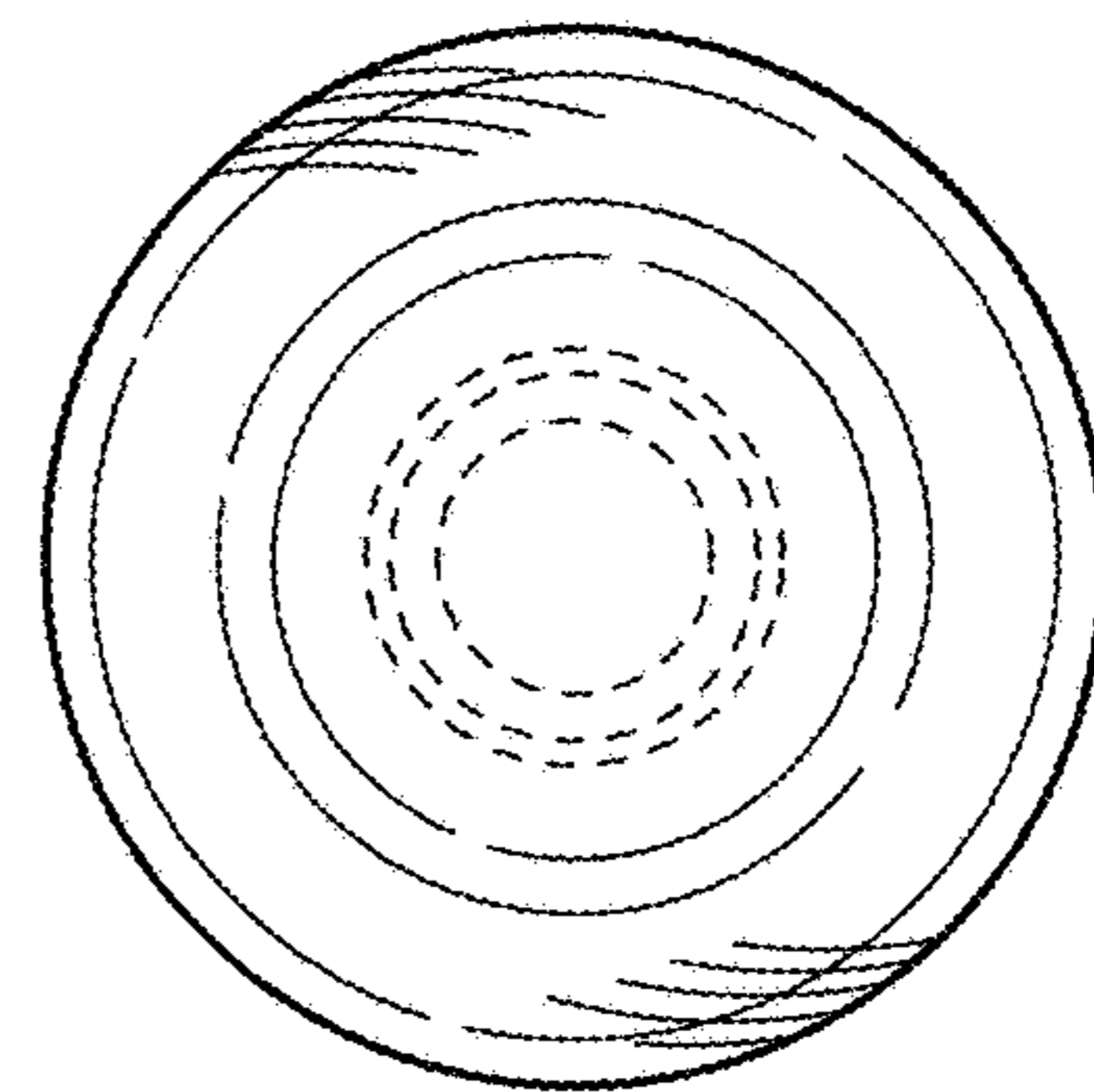


FIG. 7

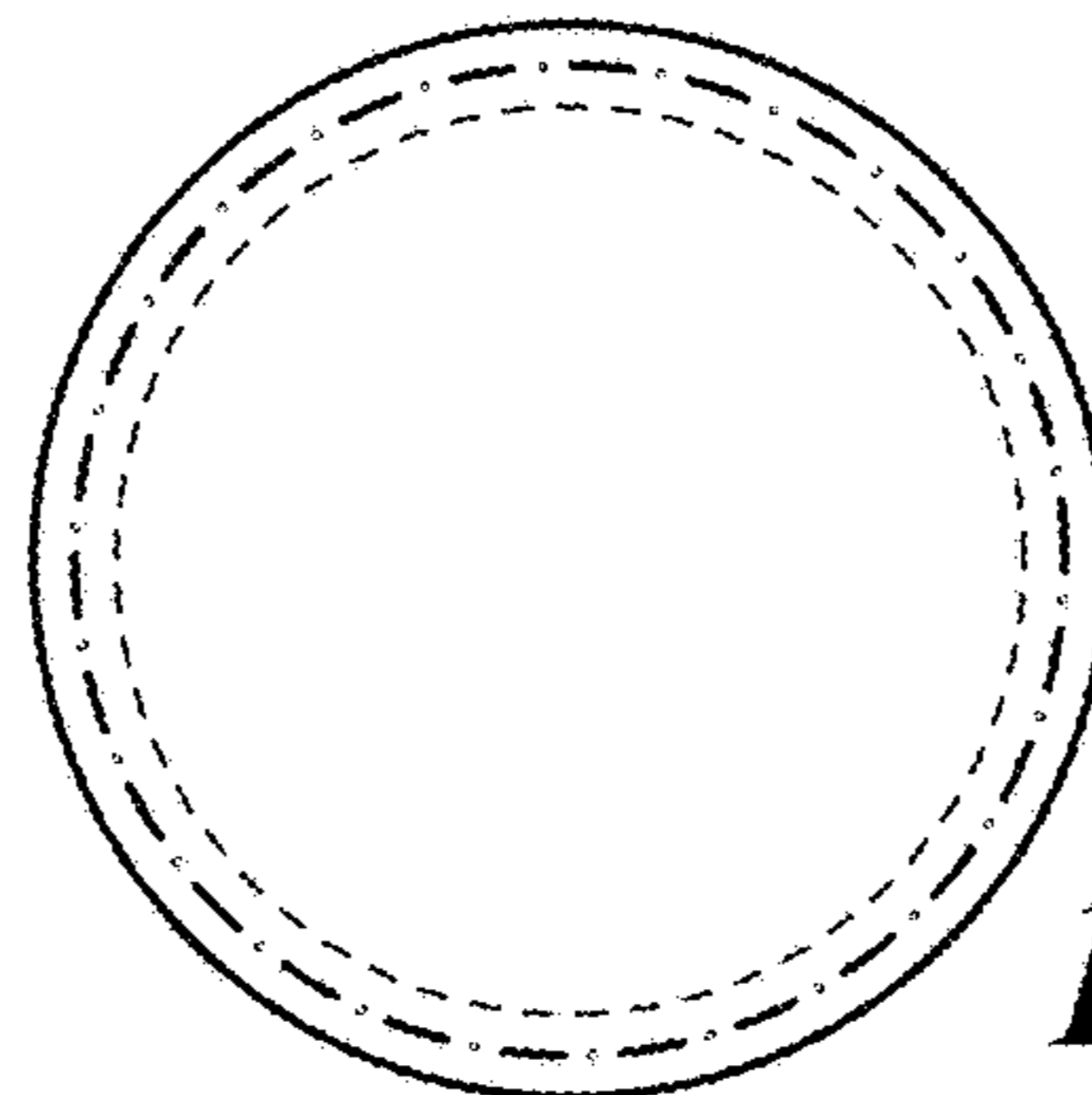


FIG. 8