



US00D807156S

(12) **United States Design Patent** (10) **Patent No.:** **US D807,156 S**
Hauser (45) **Date of Patent:** **** Jan. 9, 2018**

- (54) **BUNGEE CORD HOLDER**
- (71) Applicant: **Kelly Hauser**, Baker City, OR (US)
- (72) Inventor: **Kelly Hauser**, Baker City, OR (US)
- (73) Assignee: **Kelly Hauser**, Baker City, OR (US)
- (**) Term: **15 Years**
- (21) Appl. No.: **29/587,399**
- (22) Filed: **Dec. 13, 2016**
- (51) **LOC (11) Cl.** **09-06**
- (52) **U.S. Cl.**
USPC **D8/356**
- (58) **Field of Classification Search**
USPC D8/396, 394, 382, 349, 356, 354
CPC H01R 11/11; F16L 23/036; F16L 3/13
See application file for complete search history.

- (56) **References Cited**
U.S. PATENT DOCUMENTS
- 4,238,035 A * 12/1980 Kassanchuk A47L 19/04
211/181.1
- D322,552 S * 12/1991 Lebon 242/395
- 5,139,208 A 8/1992 Schooley
- D330,323 S * 10/1992 Hu D8/358
- 5,507,399 A * 4/1996 Hermanson A47F 5/135
211/181.1
- D371,228 S * 6/1996 Monin D30/121
- 5,971,172 A * 10/1999 Cockerham A47G 33/06
211/181.1
- 6,099,060 A 8/2000 Towers
- 6,109,462 A * 8/2000 Emalfarb A47F 5/01
211/119
- 6,367,373 B1 * 4/2002 Bargman A47J 37/0694
99/419
- 6,570,092 B2 * 5/2003 Quertelet H02G 3/0443
174/68.3
- D490,691 S * 6/2004 Buss D8/356

- D552,971 S * 10/2007 Lin D8/356
- 7,387,211 B2 6/2008 Anspach
- D599,197 S * 9/2009 Hawley D8/358
- D601,632 S * 10/2009 Goodman D19/90
- D651,067 S * 12/2011 Johnson, III D8/354
- D707,968 S * 7/2014 Tobaruela D3/304
- D707,969 S * 7/2014 Tobaruela D3/304
- D707,970 S * 7/2014 Tobaruela D3/304
- D707,971 S * 7/2014 Tobaruela D3/304
- D721,134 S * 1/2015 Prescott D19/90
- D739,720 S * 9/2015 Van Riper D8/394
- D753,468 S * 4/2016 Weger D8/356
- 9,345,346 B1 * 5/2016 O'Flaherty B65H 75/36
- 9,499,107 B1 * 11/2016 Guinn, Jr. B60P 7/0823
- D793,209 S * 8/2017 Galpchian D8/349

(Continued)

Primary Examiner — Cynthia Underwood

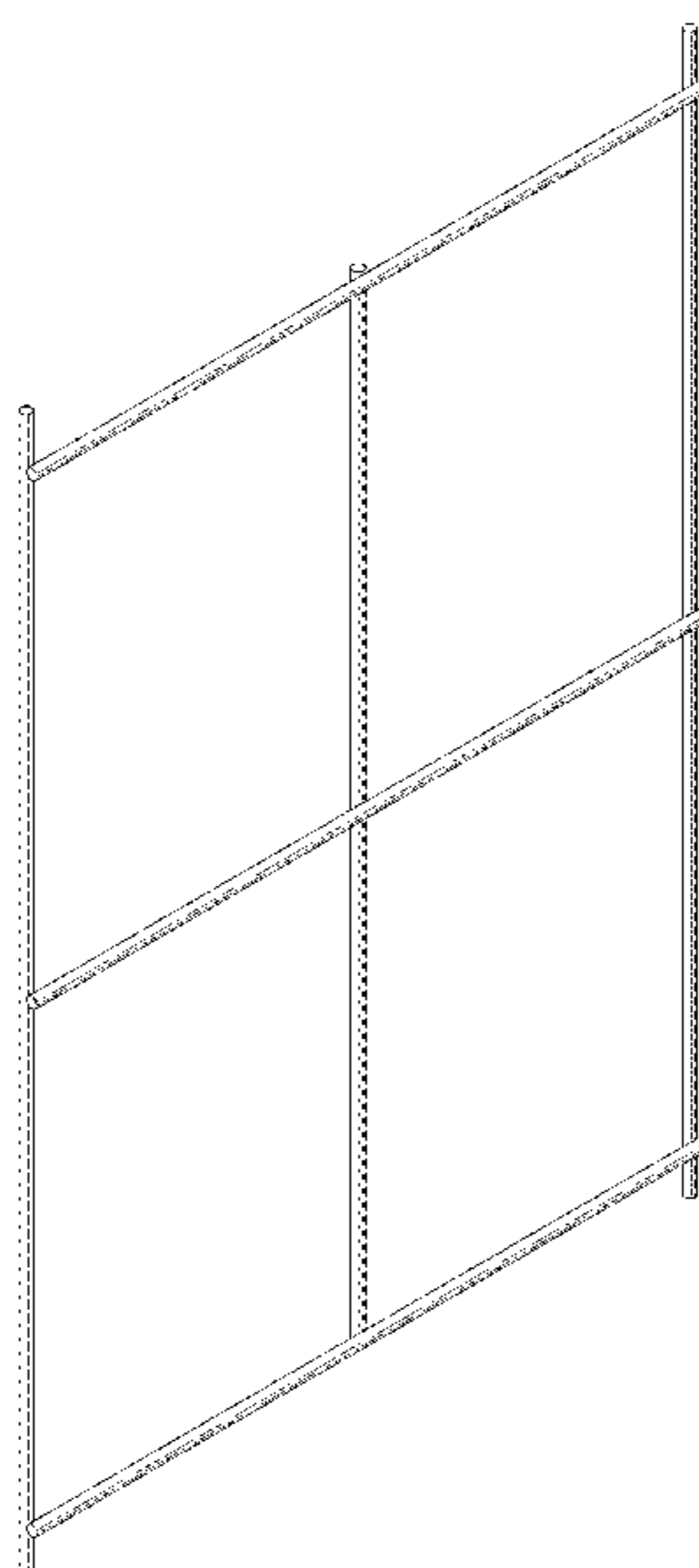
(57) **CLAIM**

The ornamental design for a bungee cord holder, as shown and described.

DESCRIPTION

FIG. 1 is a front perspective view of the bungee cord holder showing my new design;
 FIG. 2 is a front elevational view thereof;
 FIG. 3 is a right side elevational view thereof;
 FIG. 4 is left side elevational view thereof;
 FIG. 5 is a bottom plan view thereof;
 FIG. 6 is top plan view thereof;
 FIG. 7 is back elevational view thereof;
 FIG. 8 is a front perspective view of another embodiment of the bungee cord holder showing my new design;
 FIG. 9 is a front elevational view thereof;
 FIG. 10 is a right side elevational view thereof;
 FIG. 11 is left side elevational view thereof;
 FIG. 12 is a bottom plan view thereof;
 FIG. 13 is top plan view thereof; and,
 FIG. 14 is back elevational view thereof.

1 Claim, 6 Drawing Sheets



(56)

References Cited

U.S. PATENT DOCUMENTS

2013/0095691 A1* 4/2013 Blanton H01R 13/6392
439/370
2017/0204613 A1* 7/2017 Harcrow, Jr. E04D 13/0767
2017/0214156 A1* 7/2017 Washio H01R 11/11

* cited by examiner

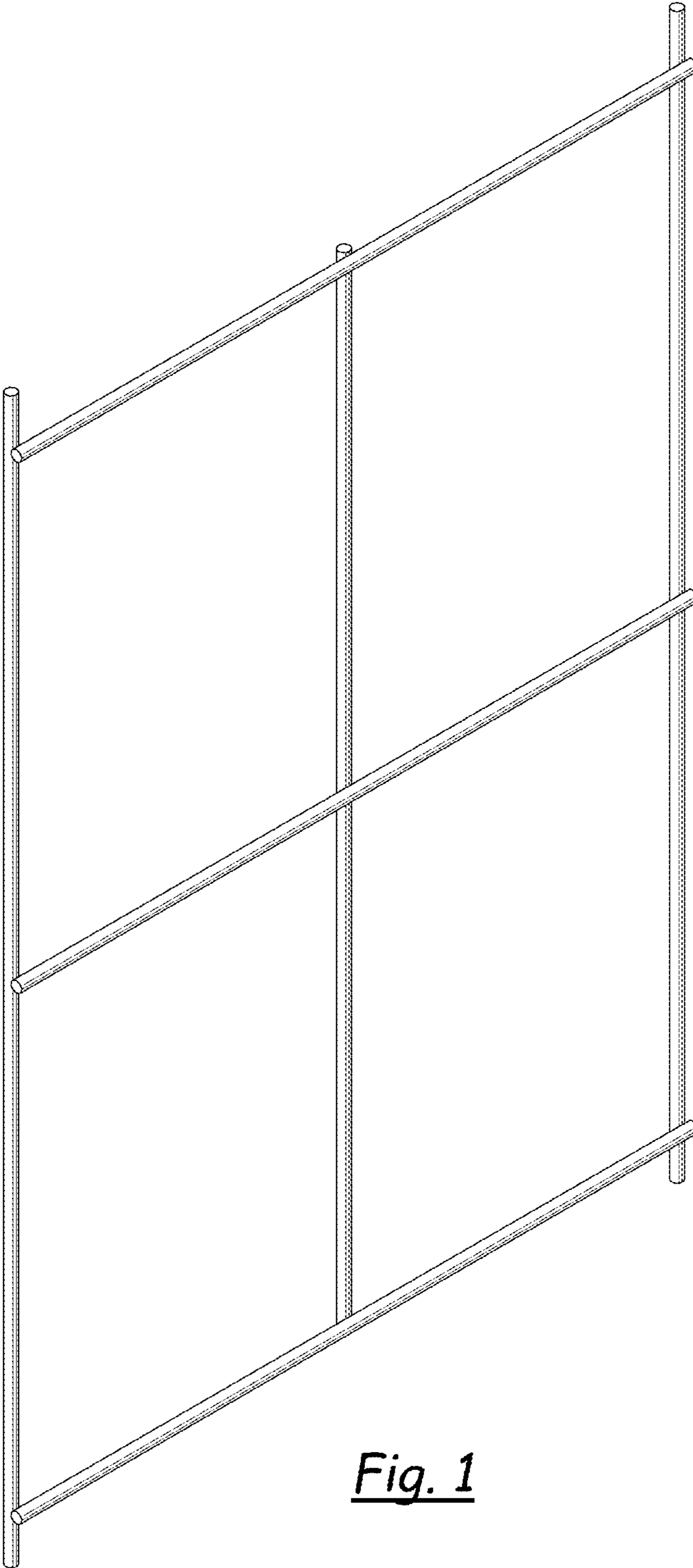


Fig. 1

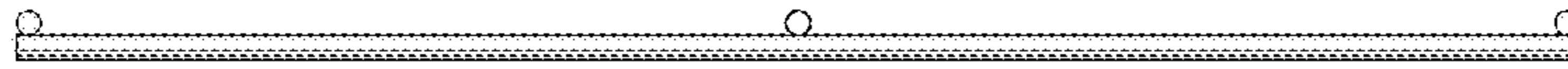


Fig. 5




Fig. 3

Fig. 2

Fig. 4

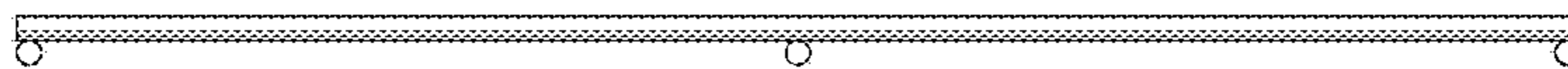


Fig. 6




Fig. 7

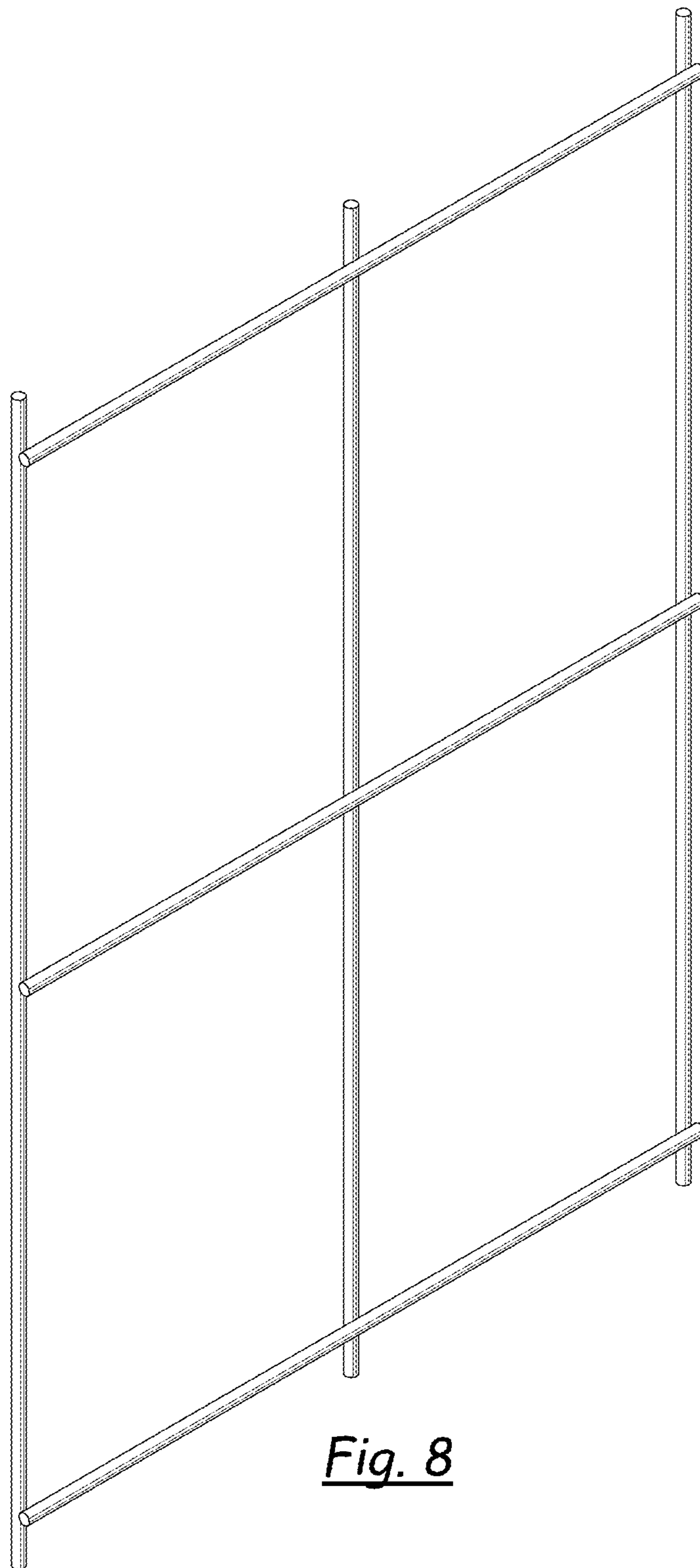


Fig. 8

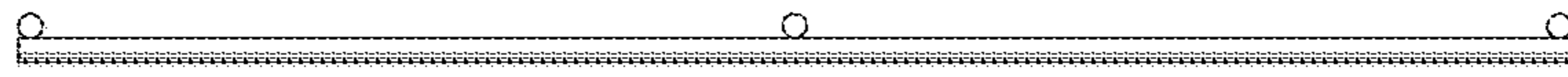


Fig. 12

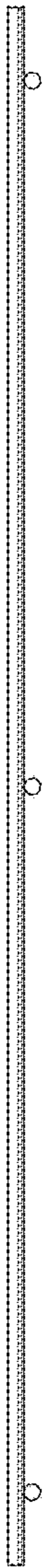


Fig. 10




Fig. 9



Fig. 11

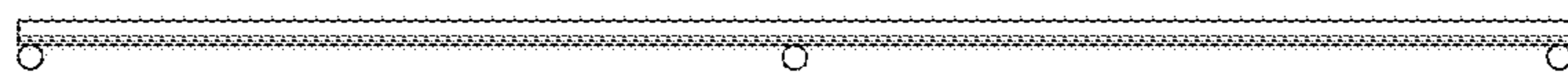


Fig. 13




Fig. 14