

US00D807139S

(12) **United States Design Patent**
Riskin et al.

(10) **Patent No.:** **US D807,139 S**
(45) **Date of Patent:** **** Jan. 9, 2018**

- (54) **DRIVER**
- (71) Applicant: **INFASTECH INTELLECTUAL PROPERTIES PTE LTD**, Singapore (SG)
- (72) Inventors: **Sean M. Riskin**, Pleasanton, CA (US);
David Graham, Morgan Hill, CA (US);
Randy D. Luzum, Calmar, IA (US);
Donald K. Blaess, Cresco, IA (US)
- (73) Assignee: **Infastech Intellectual Properties Pty Ltd**, Singapore (SG)
- (**) Term: **15 Years**
- (21) Appl. No.: **29/574,485**
- (22) Filed: **Aug. 16, 2016**
- (51) **LOC (11) Cl.** **08-04**
- (52) **U.S. Cl.**
USPC **D8/86**
- (58) **Field of Classification Search**
USPC D8/21, 25, 70, 82-87, 105, 107;
D24/107, 133, 145-146, 171
CPC . A61B 17/8615; A61B 17/888; B25B 13/065;
B25B 13/481; B25B 15/005; B25B 15/02;
B25B 23/108; B25F 1/02; B25G 1/085;
B26B 1/04
See application file for complete search history.

- (56) **References Cited**
U.S. PATENT DOCUMENTS
733,126 A * 7/1903 Bellows B25B 15/02
279/128
2,815,692 A * 12/1957 Daniels B25B 15/02
173/121
3,279,510 A * 10/1966 Dreyer B25B 15/005
81/449

- D371,947 S * 7/1996 Mellinger D24/133
- D423,901 S * 5/2000 DePrisco D8/86
- 6,352,010 B1 * 3/2002 Giarritta B26B 1/04
7/168
- D484,767 S * 1/2004 Hsu D8/82
- 6,776,499 B2 * 8/2004 Chang B25B 13/481
362/119
- D542,109 S * 5/2007 Lebron D8/70
- 7,225,710 B2 * 6/2007 Pacheco, Jr. B25B 13/065
411/403
- D606,833 S * 12/2009 Robinson D8/86
- D606,834 S * 12/2009 Robinson D8/86
- D606,835 S * 12/2009 Robinson D8/86
- 7,771,459 B2 * 8/2010 von Oepen A61B 17/8615
606/104
- D648,607 S * 11/2011 Tanger D8/51
- D653,516 S * 2/2012 Li D8/86
- D660,672 S * 5/2012 Davis D8/86
- D664,019 S * 7/2012 Li D8/86
- 8,621,961 B2 * 1/2014 Burch B25B 15/02
7/107
- 9,358,060 B2 * 6/2016 Jerke A61B 17/8875
- D777,550 S * 1/2017 Lai D8/82

(Continued)

Primary Examiner — Philip S Hyder
Assistant Examiner — Roselynn Cody
(74) *Attorney, Agent, or Firm* — Kofi A. Schulterbrandt

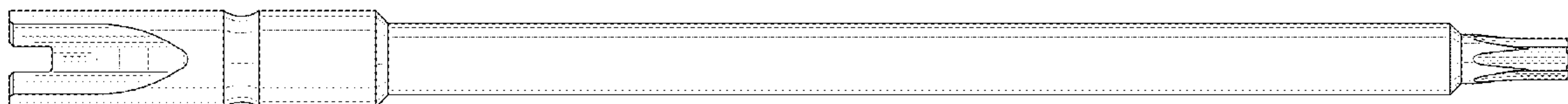
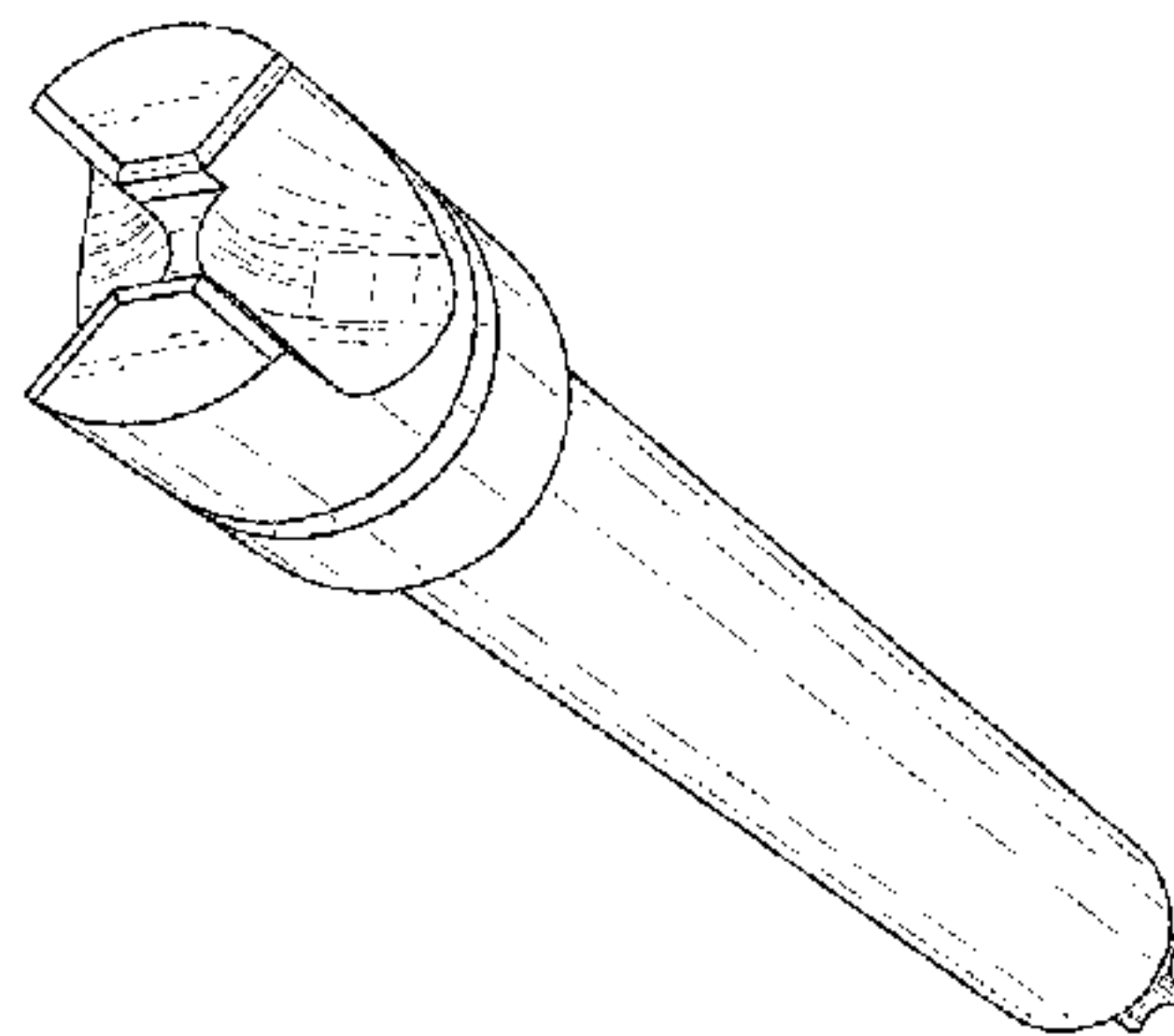
(57) **CLAIM**

The ornamental design for a driver, as shown and described.

DESCRIPTION

FIG. 1 is a side perspective view of a driver showing our new design.
FIG. 2 is a front view thereof.
FIG. 3 is a rear view thereof.
FIG. 4 is a bottom side view thereof.
FIG. 5 is a top side view thereof.
FIG. 6 is a right side view thereof; and,
FIG. 7 is a left side view thereof.

1 Claim, 2 Drawing Sheets



(56)

References Cited

U.S. PATENT DOCUMENTS

2003/0140743 A1* 7/2003 Ofentavsek B25B 23/0042
81/436
2005/0166724 A1* 8/2005 Castaneda B25B 15/008
81/436
2005/0216027 A1* 9/2005 Suh A61B 17/92
606/104
2007/0079674 A1* 4/2007 Rupp B25B 7/00
81/441
2008/0154281 A1* 6/2008 Schaffran A61C 8/0089
606/104
2009/0105718 A1* 4/2009 Zhang A61B 17/8863
606/104
2012/0198972 A1* 8/2012 Nino B25B 15/04
81/471
2014/0257408 A1* 9/2014 Trieu A61B 17/8875
606/301
2015/0202018 A1* 7/2015 Schaller A61B 90/03
81/467
2016/0111861 A1* 4/2016 Chen H02G 1/1214
7/108
2016/0354132 A1* 12/2016 Nino A61B 90/03
2016/0354906 A1* 12/2016 Nino A61B 17/8875

* cited by examiner

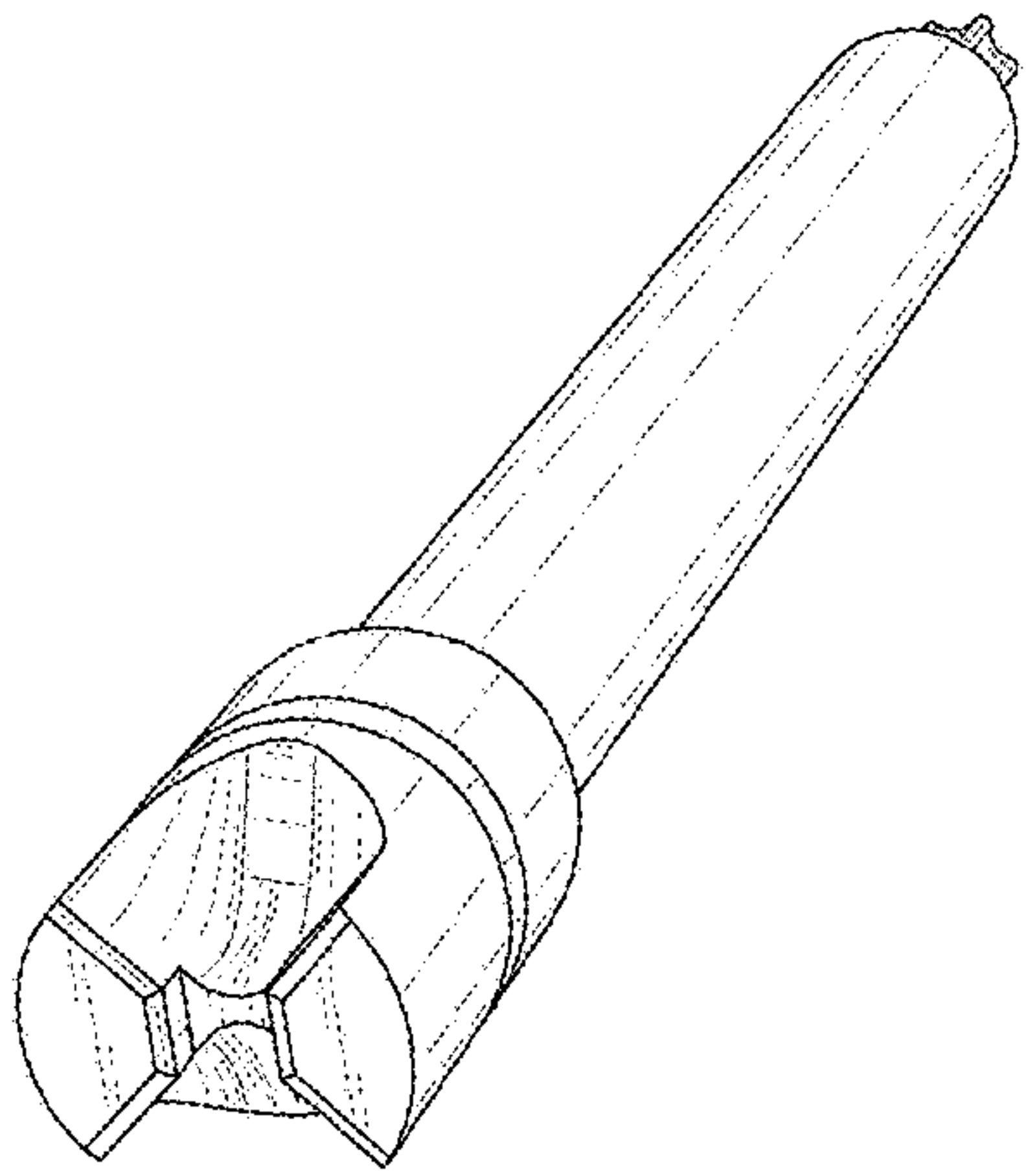


FIG. 1




FIG. 2




FIG. 3

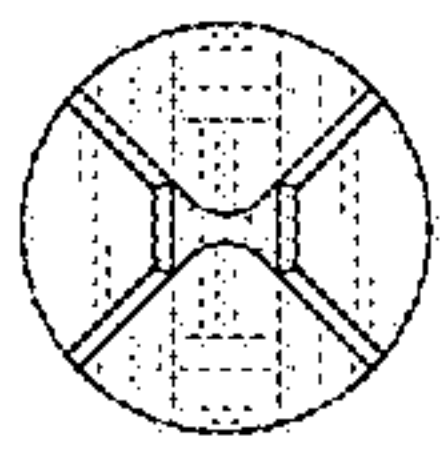


FIG. 4

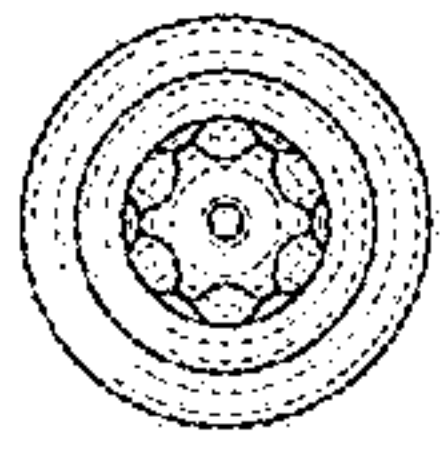


FIG. 5




FIG. 6

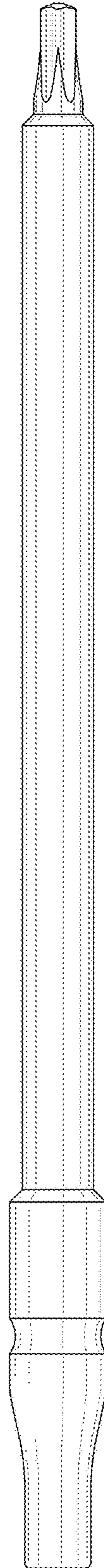


FIG. 7